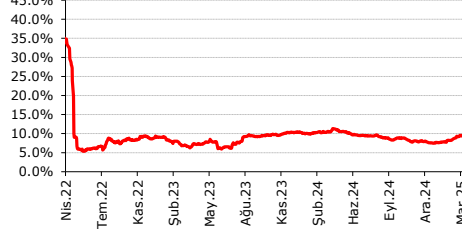


AKBNK -



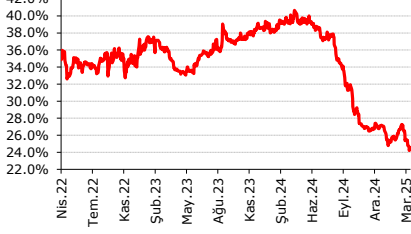
GARAN -



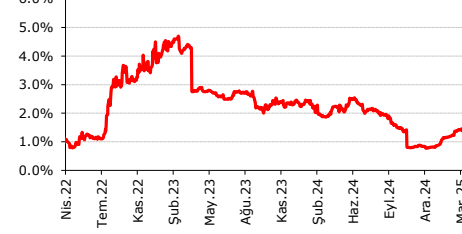
HALKB -



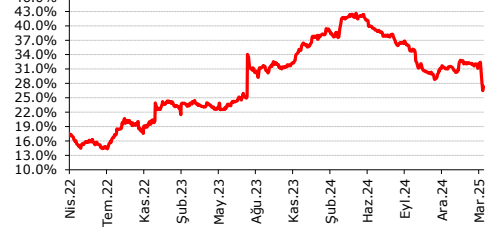
ISCTR -



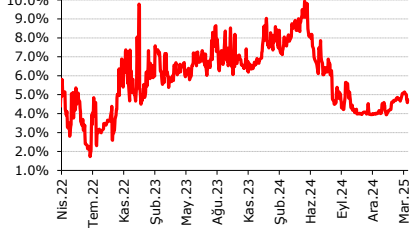
VAKBN -



YKBNK -



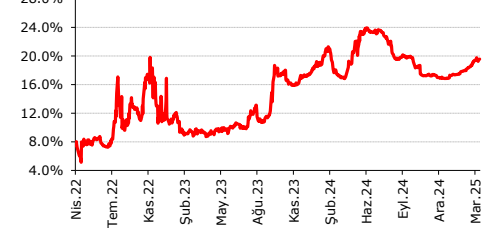
SKBNK -



TSKB -



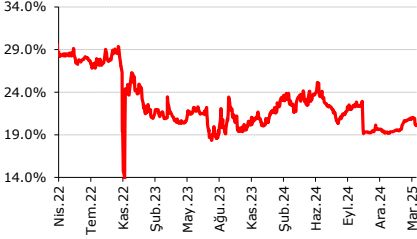
ALBRK -



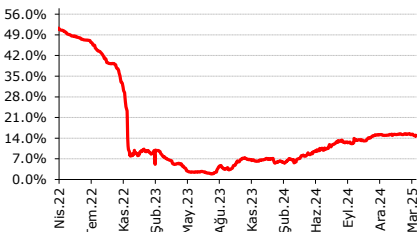
AKCNS



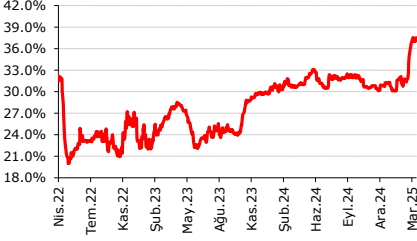
AKGRT



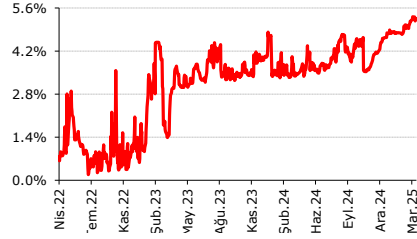
ANHYT



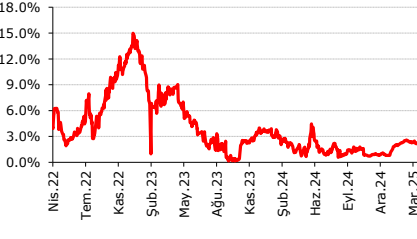
ASELS



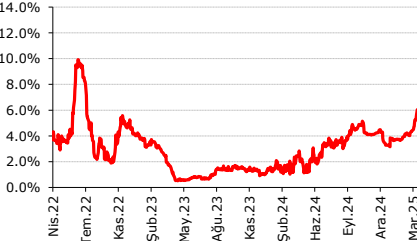
BAGFS



BIZIM



CLEBI



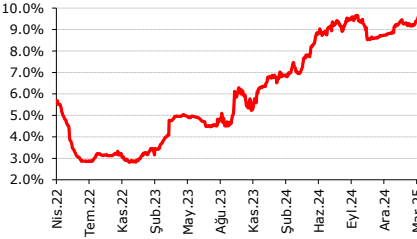
AEFES



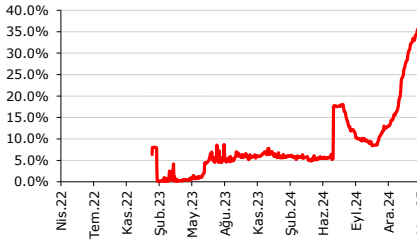
AKSA



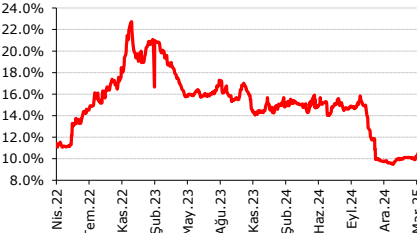
ANSGR



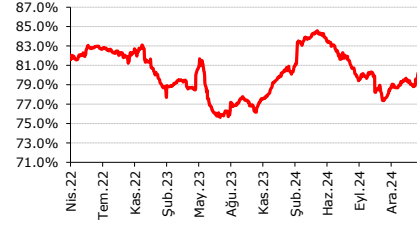
ASTOR



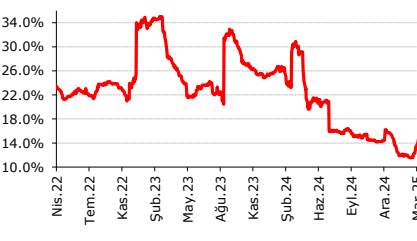
YATAS



CCOLA



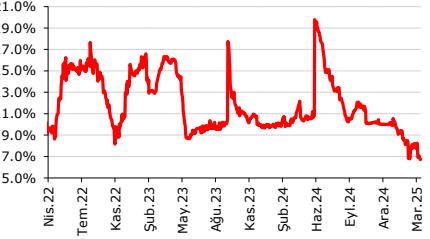
DOAS



AGHOL



ALARK



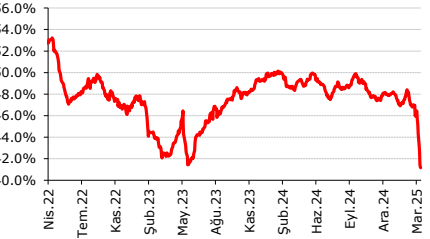
ARCLK



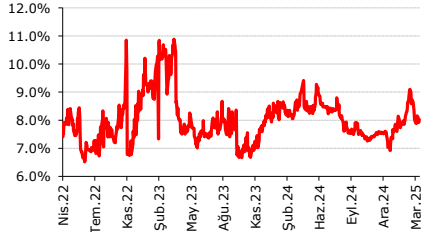
AYGAZ



BIMAS

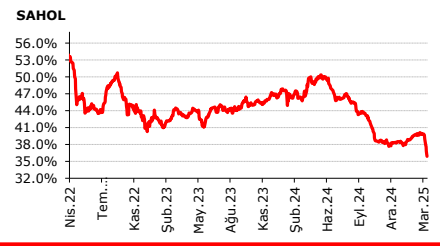
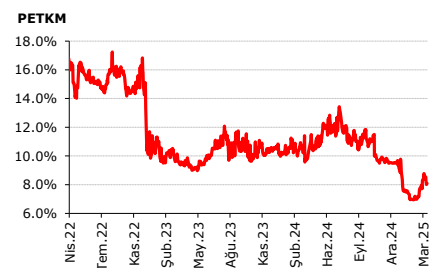
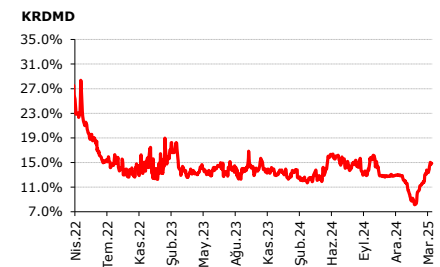
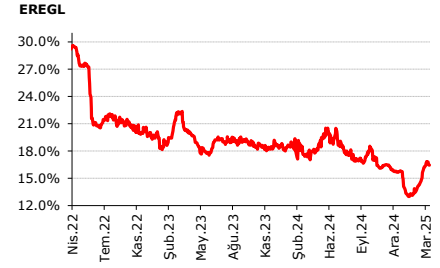
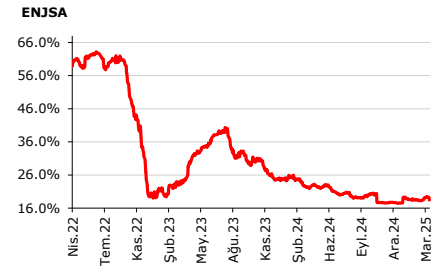
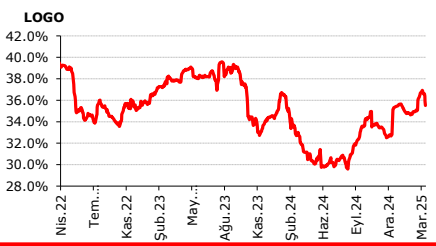
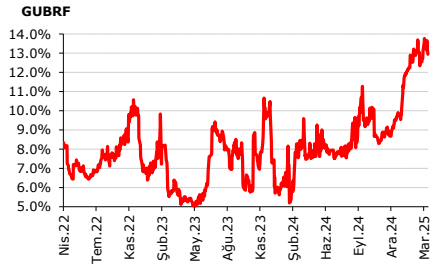
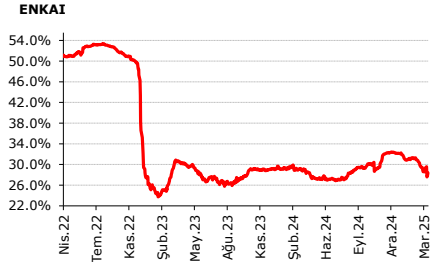
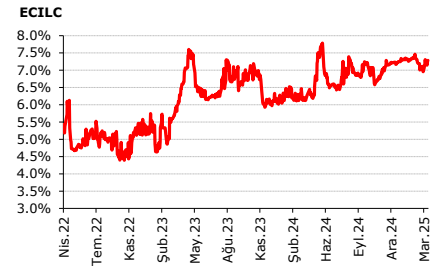
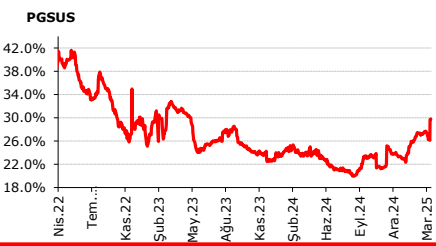
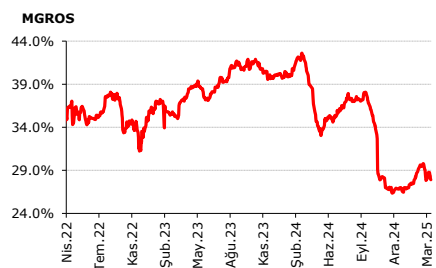
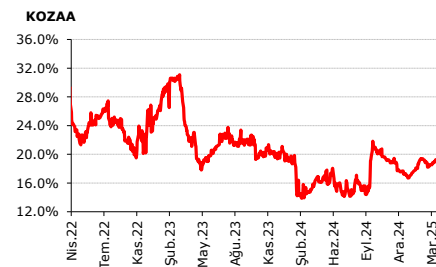
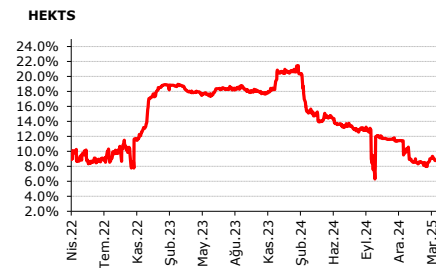
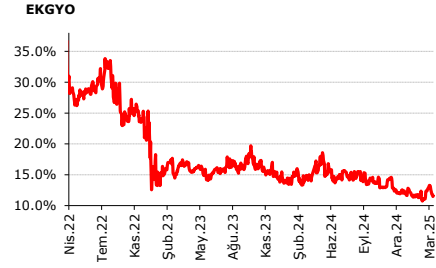


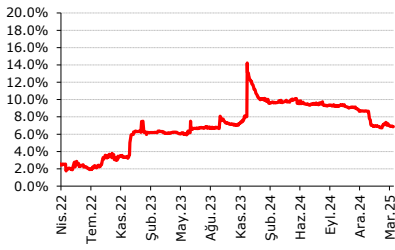
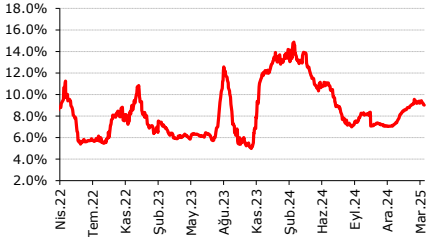
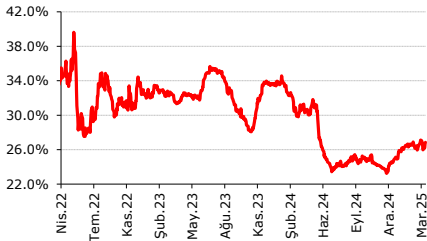
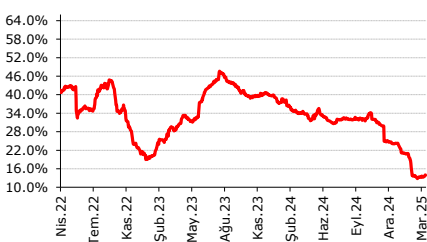
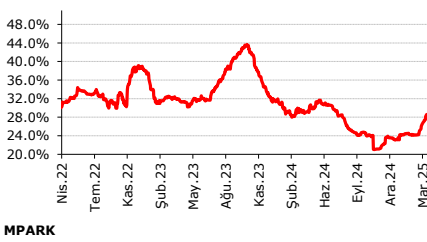
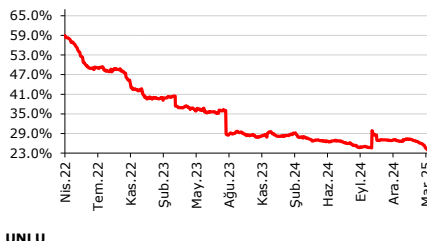
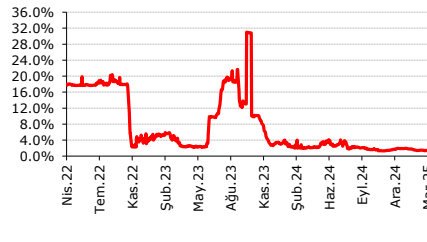
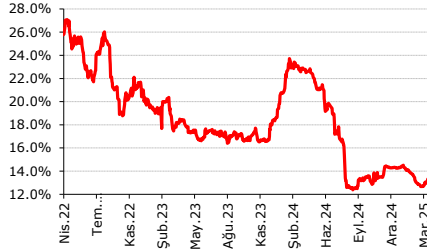
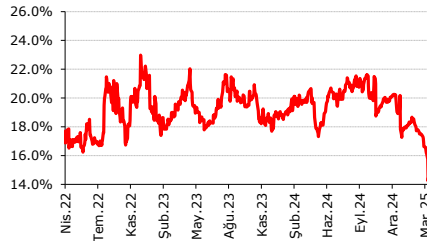
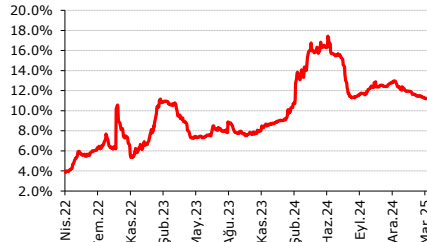
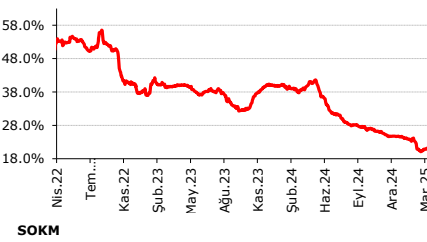
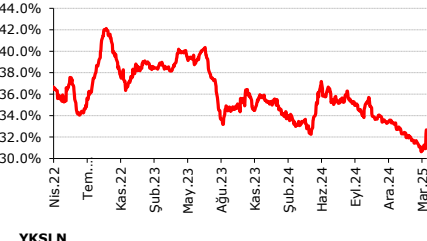
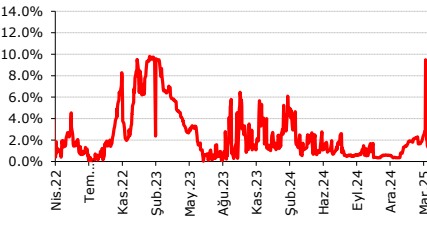
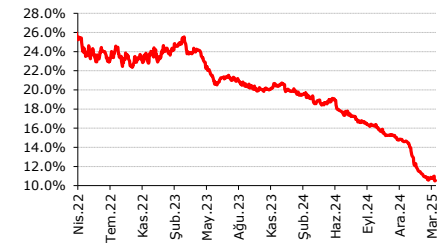
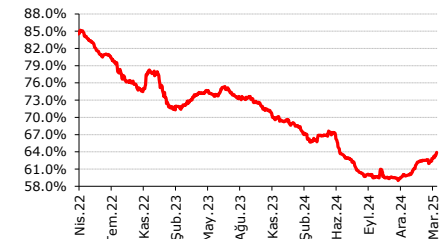
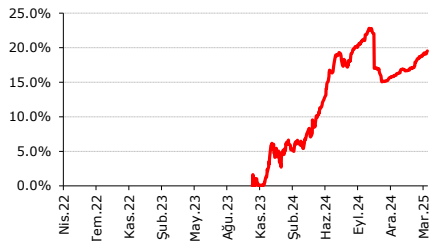
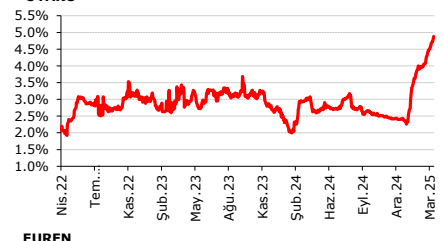
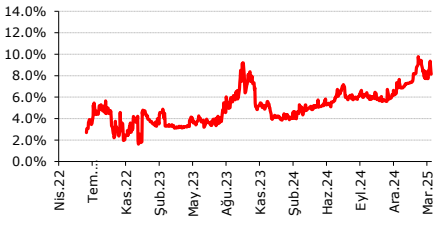
CIMS A



DOHOL





SASA**İNDES****THYAO****TOASO****TTRAK****MPARK****UNLU****SELEC****TAVHL****TKFEN****VESBE****TUPRS****SOKM****YKSLN****SISE****TCELL****TABGD****TTKOM****ULKER****OYAKC****EUREN**

Son 1 haftaya göre yabancı takas değişim sıralaması (Citi-Deut)

Hisse	31.12.2024	27.12.2024	26.02.2025	21.03.2025	28.03.2025	YBB (bazp)	3ay (bazp)	1ay (bazp)	1 hafta(bazp)
ALBRK	16.90%	16.86%	18.31%	19.58%	19.56%	266.56	270.53	125.64	-1.58
HALKB	0.50%	0.49%	1.05%	1.25%	1.22%	72.33	73.83	17.64	-2.89
ISCTR	27.18%	27.14%	26.68%	24.79%	24.51%	-267.40	-263.13	-217.49	-27.58
GARAN	7.51%	7.60%	8.69%	9.24%	8.92%	141.12	131.99	22.87	-32.63
VAKBN	0.82%	0.82%	1.23%	1.38%	0.93%	11.25	11.75	-29.30	-44.33
TSKB	18.87%	18.89%	22.05%	24.28%	23.28%	440.90	438.58	122.13	-100.33
AKBNK	48.76%	48.26%	49.41%	49.97%	47.42%	-134.19	-83.67	-199.33	-254.79
YKBNK	31.54%	31.40%	32.18%	31.28%	27.28%	-425.94	-412.12	-489.97	-399.73
PGSUS	23.35%	23.31%	27.31%	26.25%	29.80%	644.88	648.75	248.50	354.93
HTTBT	18.88%	18.88%	18.49%	19.47%	22.06%	317.05	317.23	356.86	258.85
DOAS	15.40%	15.65%	11.55%	14.76%	17.33%	192.98	168.28	578.03	257.43
LYDHO	6.29%	6.24%	6.32%	8.37%	10.49%	420.02	425.11	417.01	212.33
OTKAR	9.65%	9.58%	10.96%	12.86%	14.66%	501.75	508.20	369.87	180.83
SOKM	32.94%	33.24%	31.52%	31.21%	32.67%	-26.77	-56.45	115.68	146.02
TTKOM	19.52%	19.68%	21.42%	24.49%	25.89%	636.56	620.96	446.68	139.80
AEFES	50.99%	51.05%	38.10%	34.63%	35.94%	-1505.40	-1510.79	-215.97	131.10
TTRAK	23.18%	23.12%	24.16%	27.34%	28.60%	541.91	548.10	443.61	126.14
AGROT	3.96%	3.96%	4.13%	4.69%	5.93%	196.26	196.73	180.04	123.19
TCELL	59.93%	59.86%	62.50%	62.99%	63.89%	396.28	403.32	138.76	89.74
THYAO	25.13%	24.92%	26.15%	25.97%	26.86%	172.43	194.00	70.54	88.79
CLEBI	3.28%	3.28%	4.23%	5.23%	6.04%	276.00	276.48	180.63	80.79
EBEBK	8.60%	8.57%	7.84%	7.68%	8.39%	-20.71	-18.44	55.26	70.65
TOASO	24.26%	24.11%	13.66%	13.30%	13.94%	-1031.65	-1017.58	27.60	64.18
KRDMD	12.53%	12.88%	11.57%	14.25%	14.87%	233.84	198.64	329.44	61.64
NTGAZ	1.98%	1.90%	2.25%	2.03%	2.65%	66.41	74.37	39.90	61.04
RAYSG	91.50%	91.50%	89.93%	85.73%	86.30%	-519.17	-519.15	-362.68	57.61
GOLTS	5.71%	5.77%	5.86%	6.27%	6.83%	112.06	105.37	96.79	55.53
ASELS	31.15%	31.24%	31.65%	37.00%	37.50%	635.19	626.11	585.73	49.89
KOZAA	17.08%	17.28%	18.84%	18.78%	19.27%	219.27	199.42	43.20	48.71
KCHOL	49.09%	49.53%	42.64%	42.22%	42.69%	-640.11	-683.68	5.47	46.63
ALFAS	6.09%	6.08%	5.92%	6.23%	6.69%	60.36	61.62	76.90	45.91
TABGD	16.27%	16.20%	18.34%	19.07%	19.52%	324.97	332.32	118.29	45.29
IHAAS	31.71%	31.71%	30.29%	34.90%	35.34%	362.83	362.83	504.72	44.28
DOHOL	16.28%	16.40%	17.72%	16.88%	17.32%	103.64	91.74	-39.96	43.92
CANTE	4.45%	4.32%	3.92%	4.04%	4.47%	1.70	14.86	54.92	42.90
SELEC	14.27%	14.27%	12.89%	12.93%	13.33%	-93.89	-93.72	44.08	40.74
MAVI	43.46%	43.62%	32.27%	28.53%	28.93%	-1452.93	-1468.88	-333.27	40.15
KCAER	16.55%	16.92%	17.56%	16.68%	17.08%	52.76	15.75	-48.27	39.68
DAPGM	3.76%	4.46%	8.15%	7.58%	7.97%	421.17	351.36	-18.03	38.47
ARCLK	14.52%	14.49%	14.35%	16.43%	16.81%	229.26	232.06	246.00	37.86
BIENY	1.02%	1.02%	1.16%	1.26%	1.64%	61.48	61.59	47.93	37.82
KRVGD	11.15%	11.12%	11.86%	12.42%	12.80%	164.68	168.07	93.50	37.49
ISFIN	9.30%	9.28%	9.21%	8.37%	8.71%	-59.95	-57.71	-49.99	33.54
CWENE	9.52%	9.49%	9.56%	9.65%	9.94%	41.90	44.98	37.72	29.03
TATGD	5.15%	5.78%	5.91%	7.06%	7.34%	218.24	155.82	142.98	27.89
KERTV	2.96%	2.96%	2.48%	2.76%	3.03%	7.37	7.17	55.35	27.33
AYDEM	8.51%	8.41%	8.74%	9.18%	9.45%	93.89	104.38	71.26	27.09
PEKGY	5.77%	5.77%	4.97%	3.81%	4.06%	-171.23	-171.23	-91.11	24.35
ARDYZ	2.17%	2.16%	2.38%	2.20%	2.44%	26.97	28.23	6.10	24.27
KOZAL	18.22%	18.10%	17.59%	16.74%	16.97%	-124.98	-112.46	-61.88	23.44
BRISA	7.45%	7.42%	8.37%	8.83%	9.05%	160.35	163.40	68.53	22.53
ADGYO	0.87%	0.75%	0.51%	0.42%	0.64%	-23.64	-11.44	12.98	21.78
OYAKC	2.39%	2.42%	3.99%	4.67%	4.88%	249.18	245.93	88.52	21.06
GOODY	49.40%	49.40%	50.11%	50.37%	50.57%	117.15	116.83	46.04	20.10
NATEN	17.14%	22.01%	10.75%	10.69%	10.89%	-625.40	-1112.58	13.29	19.75
HLGYO	1.33%	1.01%	0.76%	0.88%	1.08%	-25.19	7.13	31.87	19.63
TMSN	4.03%	3.97%	3.96%	4.10%	4.29%	26.60	32.27	32.91	19.61
ANSGR	8.84%	8.82%	9.17%	9.59%	9.77%	93.19	95.51	60.67	18.63
VESTL	5.87%	5.86%	5.78%	5.60%	5.78%	-9.17	-8.19	-0.25	18.26
SMRTG	12.08%	12.01%	12.27%	12.48%	12.66%	57.59	64.96	38.50	18.23

BRYAT	3.63%	3.63%	4.03%	4.32%	4.50%	87.47	87.47	47.38	17.92
TKNSA	3.70%	3.70%	3.88%	5.52%	5.70%	199.49	199.84	181.39	17.67
AGESA	42.41%	42.40%	41.03%	41.15%	41.32%	-108.72	-108.27	29.49	17.26
BIOEN	6.19%	6.29%	6.09%	6.27%	6.44%	24.70	14.40	34.79	16.73
EGEEN	9.70%	9.67%	9.58%	9.63%	9.79%	9.54	11.74	21.41	15.81
YYLGD	4.19%	4.17%	4.26%	4.31%	4.44%	25.54	26.85	18.10	13.52
KARNS	2.62%	2.55%	2.81%	2.88%	3.01%	38.59	46.22	19.92	13.43
TRCAS	0.89%	0.86%	1.07%	1.51%	1.64%	75.54	78.60	57.51	13.24
MAALT	0.01%	0.00%	0.00%	0.02%	0.16%	14.53	15.17	15.17	13.24
CRFSA	9.72%	9.73%	9.68%	9.66%	9.79%	6.85	5.88	11.06	12.72
KAREL	3.23%	3.12%	3.63%	4.20%	4.32%	109.19	120.49	69.11	12.30
BERA	9.77%	9.76%	9.79%	9.85%	9.96%	18.96	20.22	17.17	11.44
BFREN	24.10%	24.10%	23.85%	23.83%	23.94%	-15.97	-15.67	8.84	11.09
BRSAN	8.46%	8.41%	7.27%	6.94%	7.05%	-140.72	-136.71	-21.85	10.84
LINK	10.18%	10.21%	4.60%	4.77%	4.87%	-530.70	-533.44	27.24	10.78
FROTO	33.29%	33.27%	31.89%	34.38%	34.49%	119.35	121.72	259.49	10.30
AKFGY	3.78%	3.73%	3.62%	3.58%	3.68%	-9.95	-5.34	5.84	9.79
DEVA	0.51%	0.50%	0.55%	0.51%	0.61%	10.20	10.56	6.27	9.39
RYGYO	25.32%	25.44%	26.73%	26.98%	27.07%	175.29	163.81	34.64	9.12
MAGEN	32.05%	32.01%	32.76%	33.52%	33.60%	155.37	159.05	83.84	7.88
MTRKS	0.77%	0.66%	0.72%	0.99%	1.06%	29.64	40.84	34.80	7.81
ALGYO	2.80%	2.65%	3.34%	3.31%	3.39%	59.04	73.69	5.25	7.65
TUKAS	2.26%	2.25%	2.70%	2.72%	2.79%	53.57	54.43	9.28	7.38
KLRHO	17.94%	17.95%	18.79%	18.64%	18.71%	77.41	76.64	-7.52	7.21
TRGYO	9.70%	9.69%	11.10%	10.82%	10.89%	119.32	120.29	-20.66	7.17
ECILC	7.25%	7.21%	7.21%	7.21%	7.28%	3.52	7.18	7.92	6.99
KAYSE	8.14%	8.10%	7.96%	8.02%	8.09%	-5.16	-1.35	12.87	6.58
KORDS	6.58%	6.47%	5.61%	5.81%	5.86%	-72.34	-60.82	24.47	5.33
SNGYO	4.35%	4.37%	4.45%	4.52%	4.56%	21.53	19.72	11.56	4.39
ASTOR	15.99%	15.73%	33.70%	38.18%	38.22%	2222.75	2248.51	451.93	3.99
AKSEN	3.78%	3.78%	3.82%	3.88%	3.92%	13.69	13.59	10.02	3.74
GOZDE	6.01%	6.11%	5.79%	5.77%	5.80%	-20.47	-30.56	1.01	3.62
VERUS	38.87%	38.86%	38.95%	38.88%	38.91%	4.04	5.65	-4.12	3.56
ZOREN	11.03%	10.86%	8.29%	9.27%	9.31%	-172.87	-155.09	101.97	3.15
ULKER	10.96%	10.91%	8.83%	9.32%	9.35%	-160.96	-156.28	51.16	2.20
AHGAZ	8.60%	8.58%	8.85%	8.69%	8.71%	10.72	12.53	-13.92	2.08
ASUZU	6.21%	6.13%	6.20%	6.13%	6.14%	-6.97	0.81	-5.78	1.53
OYYAT	6.10%	6.05%	6.35%	6.28%	6.29%	19.20	24.72	-5.48	1.51
AKSGY	5.09%	5.07%	5.28%	5.53%	5.54%	44.75	46.76	26.47	1.27
POLHO	8.33%	8.32%	11.26%	11.52%	11.54%	320.74	321.73	27.39	1.19
KARTN	1.10%	1.10%	1.10%	1.10%	1.11%	0.33	0.65	0.45	0.83
GWIND	8.53%	8.45%	8.01%	7.97%	7.98%	-54.96	-46.82	-2.80	0.61
AKFYE	39.02%	38.98%	39.73%	39.82%	39.83%	81.27	84.69	9.75	0.40
QUAGR	4.04%	4.00%	4.79%	4.52%	4.52%	48.62	51.95	-27.11	0.38
SMART	0.54%	0.51%	0.30%	0.29%	0.29%	-24.14	-21.86	-0.14	0.00
KLNMA	0.06%	0.06%	0.06%	0.05%	0.05%	-1.13	-1.13	-0.84	-0.04
EUREN	6.88%	7.33%	9.25%	8.14%	8.14%	126.69	80.98	-110.72	-0.11
CMBTN	0.90%	0.90%	0.88%	0.67%	0.66%	-23.15	-23.67	-21.40	-0.59
IPEKE	6.10%	6.29%	7.87%	7.51%	7.50%	140.30	121.71	-36.59	-0.64
TUPRS	24.67%	24.71%	20.88%	21.10%	21.09%	-358.55	-362.52	21.15	-0.99
YEOTK	7.81%	7.76%	8.08%	8.78%	8.76%	95.63	100.46	68.16	-1.58
KLSER	5.57%	5.50%	5.44%	5.37%	5.36%	-21.53	-14.42	-8.37	-1.66
TURSG	5.64%	5.66%	5.64%	5.76%	5.74%	10.20	8.78	10.05	-1.78
POLTK	40.82%	40.83%	41.33%	41.80%	41.79%	96.14	96.09	45.47	-1.87
BUCIM	3.74%	3.71%	4.07%	3.90%	3.88%	13.72	16.35	-19.33	-2.28
KZBGY	3.25%	2.95%	5.08%	5.26%	5.24%	198.29	228.60	15.39	-2.38
CCOLA	78.84%	78.71%	79.63%	80.82%	80.80%	195.85	208.47	116.69	-2.54
GLYHO	21.59%	21.56%	21.77%	23.65%	23.62%	203.59	205.82	185.30	-2.57
SARKY	4.40%	4.40%	5.05%	5.08%	5.05%	64.84	65.20	0.45	-2.77
ESCAR	17.04%	17.00%	16.87%	16.95%	16.92%	-12.34	-8.69	4.57	-3.02
PETUN	0.38%	0.31%	1.53%	1.37%	1.33%	95.88	102.23	-19.18	-3.28
IZMDC	4.28%	4.27%	4.26%	4.33%	4.29%	0.89	1.99	3.68	-3.65
AKCNS	10.62%	10.55%	10.93%	10.68%	10.63%	1.34	8.32	-29.15	-4.22

MNDTR	82.35%	82.35%	82.60%	82.60%	82.56%	20.40	20.40	-4.38	-4.27
BTCIM	10.51%	10.52%	10.96%	10.79%	10.74%	22.68	21.71	-22.20	-4.46
KONYA	5.20%	5.19%	5.36%	4.95%	4.91%	-29.65	-28.57	-44.75	-4.59
TAVHL	48.93%	48.90%	50.72%	49.81%	49.76%	83.12	85.48	-96.49	-4.99
ZRGYO	5.76%	5.75%	5.91%	5.95%	5.90%	14.75	15.88	-0.36	-5.00
BAGFS	4.79%	4.64%	4.97%	5.31%	5.26%	47.04	61.59	28.74	-5.05
SASA	8.68%	8.67%	7.16%	6.92%	6.87%	-181.22	-180.68	-29.65	-5.23
AKSA	18.48%	17.94%	19.46%	19.52%	19.46%	97.41	151.60	0.00	-6.75
BIZIM	0.80%	0.79%	2.57%	2.25%	2.18%	137.41	138.67	-39.27	-7.27
AYGAZ	10.31%	10.33%	9.93%	9.32%	9.25%	-106.45	-107.80	-68.45	-7.33
ISGYO	10.80%	10.78%	10.83%	10.73%	10.65%	-15.12	-12.46	-17.47	-7.62
ECZYT	2.97%	2.91%	3.10%	3.31%	3.23%	25.55	31.55	12.95	-8.15
ALCAR	0.09%	0.14%	0.90%	0.53%	0.43%	34.08	28.94	-47.42	-9.57
NUHCM	17.92%	17.93%	18.10%	18.24%	18.15%	22.78	22.08	5.16	-9.57
VESBE	12.37%	12.38%	11.50%	11.22%	11.12%	-125.19	-125.73	-37.66	-9.88
GESAN	8.09%	8.08%	8.85%	9.15%	9.05%	96.07	97.83	20.82	-10.00
UNLU	1.89%	1.87%	1.50%	1.58%	1.48%	-40.53	-39.28	-1.90	-10.30
CIMSA	6.91%	7.05%	8.97%	8.15%	8.03%	111.26	97.86	-94.13	-12.51
SKTAS	0.01%	0.02%	0.91%	0.21%	0.08%	7.29	6.36	-82.42	-12.64
GENIL	19.98%	20.00%	19.59%	19.07%	18.94%	-103.88	-106.48	-64.80	-12.88
ORGE	9.76%	9.81%	9.32%	13.04%	12.91%	314.64	310.10	359.12	-13.27
LKMNH	6.75%	6.71%	6.57%	6.57%	6.43%	-31.98	-28.41	-14.31	-14.07
PNSUT	0.73%	0.68%	0.43%	0.52%	0.36%	-36.66	-31.07	-6.65	-15.29
GSDHO	8.68%	8.67%	8.61%	9.13%	8.97%	29.41	30.00	36.46	-15.30
IMASM	3.36%	3.35%	3.29%	3.25%	3.10%	-26.77	-25.71	-19.60	-15.46
DESA	10.17%	10.17%	10.51%	10.33%	10.18%	0.41	0.83	-33.14	-15.56
YATAS	9.58%	9.61%	10.10%	10.50%	10.33%	74.99	72.30	23.21	-16.97
SURGY	2.62%	2.91%	0.64%	0.29%	0.12%	-250.11	-279.78	-51.95	-17.24
GENTS	2.29%	2.28%	1.70%	1.77%	1.60%	-69.74	-68.55	-10.73	-17.75
RYSAS	59.46%	59.43%	59.75%	59.90%	59.73%	26.43	29.59	-2.22	-17.76
OZKGY	7.09%	7.12%	7.75%	7.62%	7.44%	35.36	32.23	-31.03	-18.26
DGNMO	0.70%	0.70%	0.86%	0.58%	0.39%	-30.98	-30.72	-47.20	-18.61
NTHOL	5.52%	5.60%	5.54%	5.36%	5.17%	-34.55	-42.64	-36.90	-19.02
VAKFN	5.11%	5.06%	1.56%	1.76%	1.57%	-353.93	-348.91	0.89	-19.10
ALKIM	5.76%	5.72%	5.98%	5.75%	5.56%	-20.38	-16.32	-42.42	-19.61
NETAS	0.36%	0.27%	1.52%	0.78%	0.56%	20.64	29.37	-95.85	-21.69
ISDMR	5.43%	5.38%	5.46%	6.35%	6.13%	70.47	74.88	66.86	-21.70
ALARK	10.18%	10.07%	7.09%	6.95%	6.73%	-345.65	-333.91	-36.67	-22.71
ESEN	4.38%	11.53%	4.45%	1.62%	1.38%	-299.28	-1014.38	-307.00	-23.16
AFYON	0.40%	0.21%	0.76%	1.02%	0.79%	39.17	58.24	3.34	-23.38
ODAS	7.00%	6.79%	4.74%	7.19%	6.95%	-4.39	16.49	220.96	-24.15
PKART	30.48%	30.53%	31.34%	30.66%	30.40%	-8.25	-12.84	-93.72	-26.03
AGHOL	20.91%	20.89%	20.35%	20.60%	20.33%	-57.08	-55.37	-1.95	-26.70
EREGL	15.84%	15.73%	14.33%	16.71%	16.44%	60.65	70.97	211.61	-26.99
PETKM	9.37%	9.57%	7.14%	8.37%	8.10%	-126.77	-146.87	95.64	-27.65
INDES	7.26%	7.16%	9.17%	9.30%	9.02%	176.65	185.99	-14.49	-27.66
ANHYT	15.00%	14.97%	15.39%	14.95%	14.67%	-33.20	-29.97	-71.67	-28.48
INVES	8.60%	8.60%	8.52%	8.53%	8.25%	-35.28	-35.28	-27.77	-28.70
CEMTS	2.06%	2.04%	2.70%	2.66%	2.35%	28.78	30.62	-35.43	-31.15
SKBNK	4.15%	4.07%	4.77%	5.03%	4.72%	56.41	64.71	-5.23	-31.61
ARENA	10.41%	10.40%	4.01%	0.50%	0.18%	-1023.22	-1022.36	-383.33	-32.63
HEKTS	9.94%	9.80%	8.14%	9.12%	8.77%	-116.62	-102.99	63.37	-34.92
MIATK	10.46%	10.46%	7.37%	6.99%	6.61%	-384.25	-384.23	-75.21	-37.80
SISE	14.63%	14.60%	10.93%	10.91%	10.53%	-409.51	-407.06	-40.42	-38.41
BASGZ	7.81%	7.77%	7.22%	6.86%	6.46%	-135.92	-131.91	-76.54	-40.26
RGYAS	10.52%	10.43%	11.29%	10.55%	10.12%	-40.42	-30.91	-117.55	-43.65
ISMEN	28.27%	28.14%	28.74%	29.13%	28.69%	41.24	54.81	-5.21	-43.94
KMPUR	5.49%	5.46%	5.94%	6.15%	5.62%	13.09	16.04	-32.12	-52.65
PENTA	7.09%	6.95%	8.90%	8.89%	8.34%	125.13	139.11	-56.13	-55.01
KRDMA	7.37%	7.45%	7.36%	7.66%	7.11%	-26.11	-33.68	-25.25	-55.14
GUBRF	9.87%	9.64%	13.69%	13.55%	12.94%	306.99	330.14	-75.11	-60.87
TKFEN	19.15%	18.92%	17.68%	16.09%	15.48%	-366.65	-344.24	-219.69	-61.30
ESCOM	0.91%	0.85%	0.77%	1.33%	0.71%	-20.27	-13.68	-5.78	-61.53

EUPWR	8.62%	8.55%	8.98%	9.76%	9.14%	51.95	58.45	15.43	-62.60
MPARK	26.61%	26.63%	26.08%	23.94%	23.26%	-334.84	-336.80	-281.55	-67.99
DOCO	19.38%	18.46%	18.38%	22.87%	22.17%	279.33	371.27	379.32	-69.62
PINSU	0.25%	0.19%	0.68%	0.84%	0.14%	-11.24	-5.45	-54.40	-70.07
DYOBY	0.58%	0.58%	0.37%	1.27%	0.46%	-11.93	-11.74	8.65	-81.50
MGROS	26.89%	26.97%	29.59%	28.76%	27.92%	103.57	95.08	-166.31	-83.96
AKGRT	19.32%	19.22%	20.64%	20.94%	20.08%	75.68	86.64	-55.63	-85.79
ELITE	0.17%	0.11%	0.01%	0.87%	0.00%	-16.35	-11.13	-0.84	-86.99
ALCTL	1.66%	1.60%	3.88%	3.12%	2.15%	49.11	54.57	-173.56	-97.55
EKGYO	12.38%	12.56%	10.89%	12.56%	11.58%	-79.84	-97.71	68.57	-98.07

AKYatırım

Bu rapor, Ak Yatırım Menkul Değerler A.Ş. tarafından, güvenilir olduğuna inanılan kaynaklardan elde edilen bilgi ve veriler kullanılarak hazırlanmıştır. Raporunda yer alan ifadeler, hiçbir şekilde veya suretle alış veya satış teklifi olarak değerlendirilmemelidir. Ak Yatırım, bu bilgilerin doğru, eksiksiz ve değişmez olduğunu garanti etmemektedir. Bu sebeple, okuyucuların, bu raporlardan elde edilen bilgilere dayanarak hareket etmeden önce, bilgilerin doğruluğunu teyit ettirmeleri önerilir ve bu bilgilere dayanarak aldıkları kararlarda sorumluluk kendilerine aittir. Bilgilerin eksikliği ve yanlışlığından Ak Yatırım hiçbir şekilde sorumlu tutulamaz. Ayrıca, Ak Yatırım'ın ve Akbank'ın tüm çalışanları ve danışmanlarının, herhangi bir şekilde bilgiler dolayısıyla ortaya çıkabilecek, doğrudan veya dolaylı zararlarla ilgili herhangi bir sorumluluğu yoktur. Burada yer alan bilgiler, bir yatırım tavsiyesi, yatırım aracının alım-satım önerisi ya da getiri vaadi değildir ve Yatırım Danışmanlığı kapsamında yer almamaktadır. Yatırım Danışmanlığı hizmeti; aracı kurumlar, portföy yönetim şirketleri, mevduat kabul etmeyen bankalar ile müşteri arasında imzalanacak Yatırım Danışmanlığı sözleşmesi çerçevesinde sunulmaktadır. Bunlara ilaveten, Ak Yatırım, raporların Internet üzerinden e-mail yoluyla alınması durumunda virüs, hatalı gönderim veya diğer herhangi bir teknik sebepten dolayı alıcının donanımına veya yazılımına gelebilecek herhangi bir zarardan dolayı sorumlu tutulamaz.

© Ak Yatırım Menkul Değerler A.Ş.