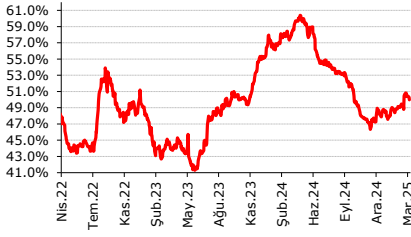
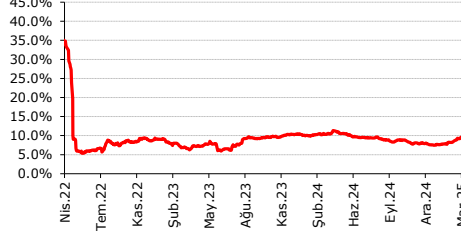


AKBNK -



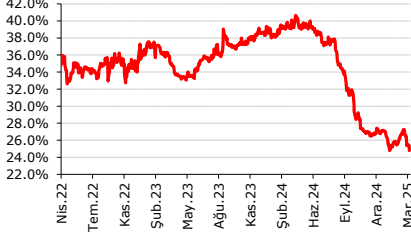
GARAN -



HALKB -



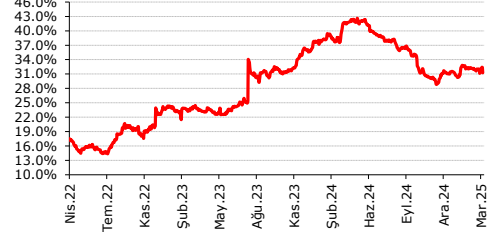
ISCTR -



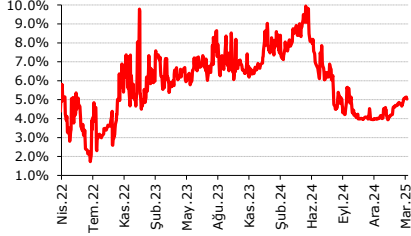
VAKBN -



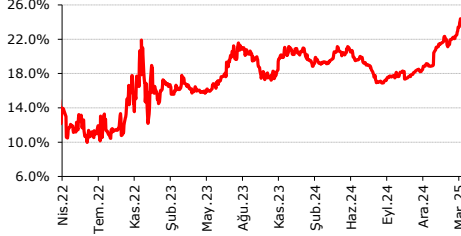
YKBNK -



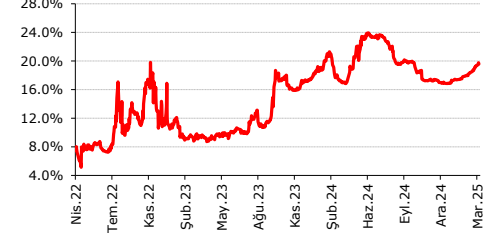
SKBNK -



TSKB -



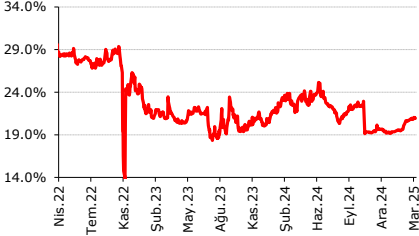
ALBRK -



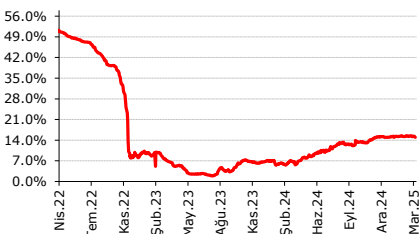
AKCNS



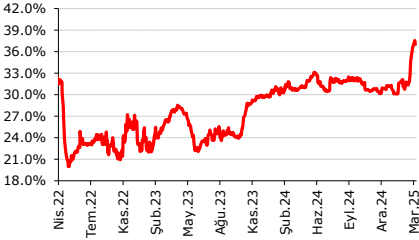
AKGRT



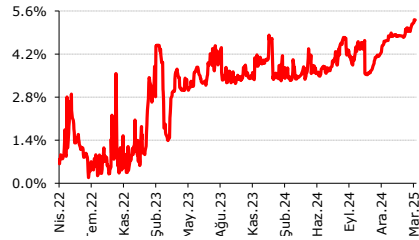
ANHYT



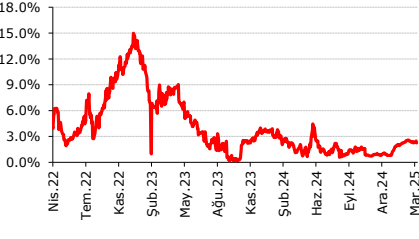
ASELS



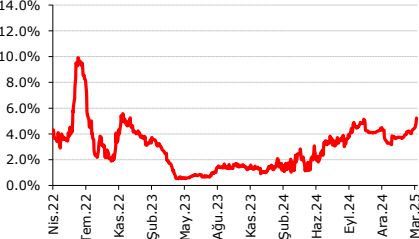
BAGFS



BIZIM



CLEBI



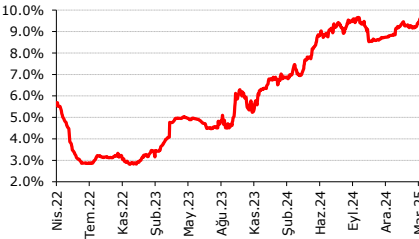
AEFES



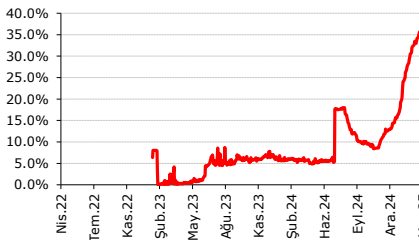
AKSA



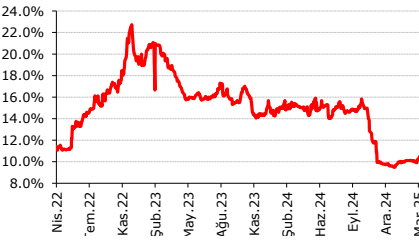
ANSGR



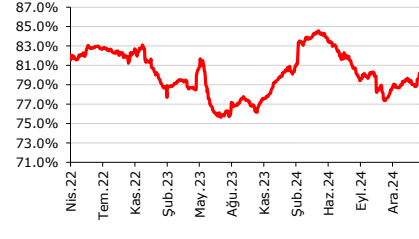
ASTOR



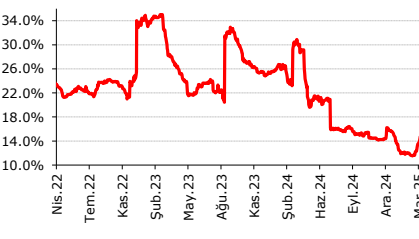
YATAS



CCOLA



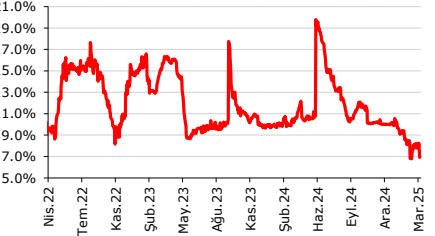
DOAS



AGHOL



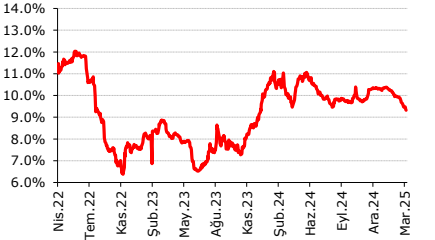
ALARK



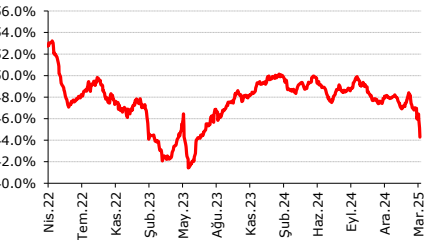
ARCLK



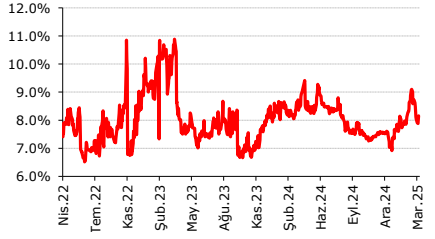
AYGAZ



BIMAS

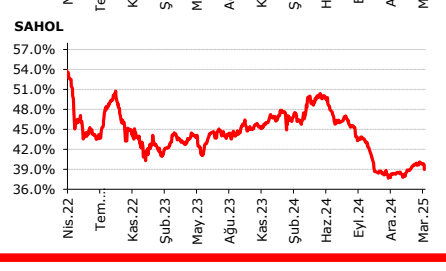
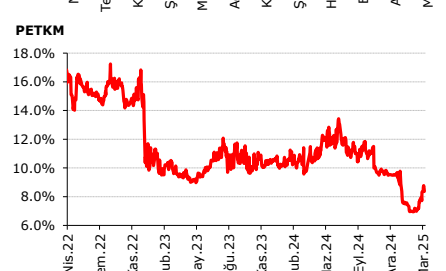
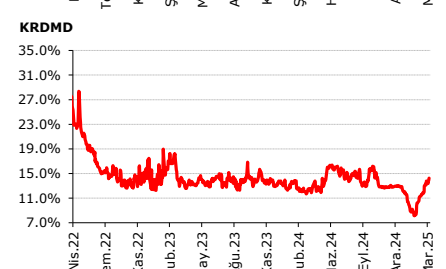
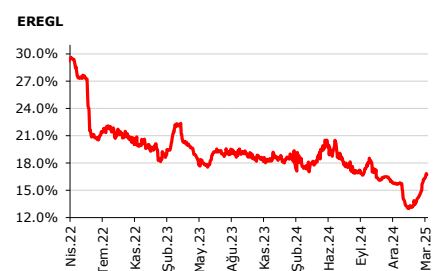
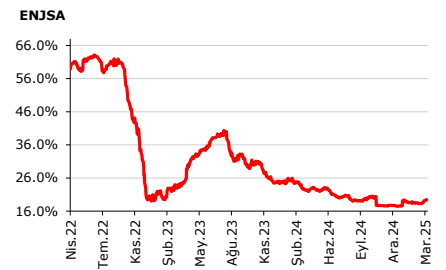
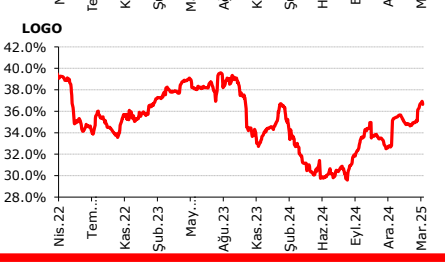
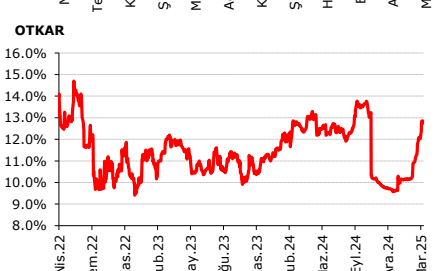
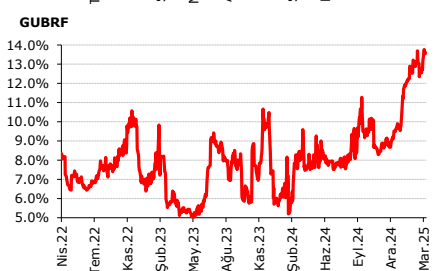
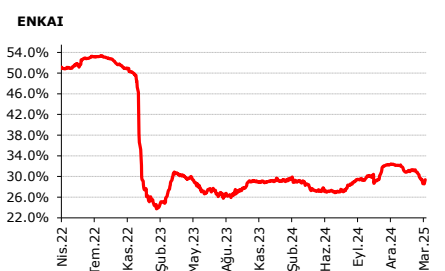
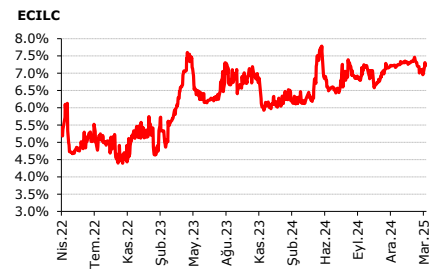
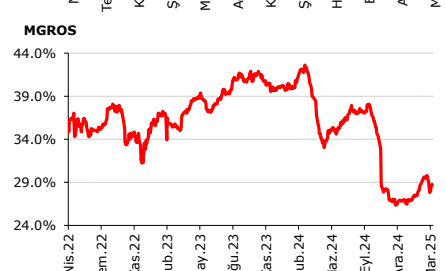


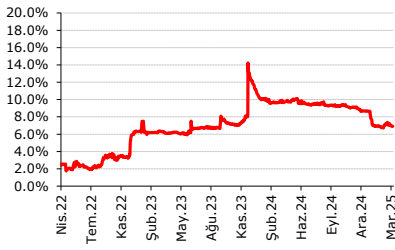
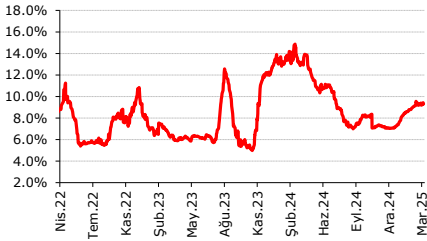
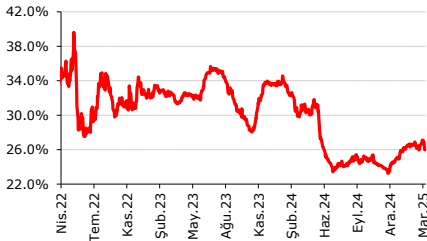
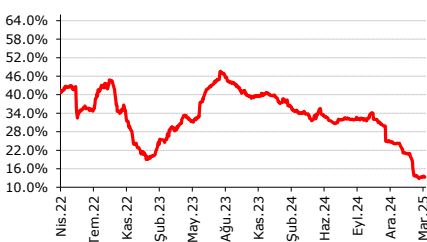
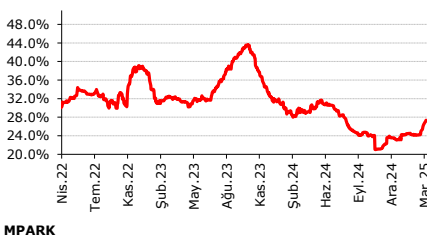
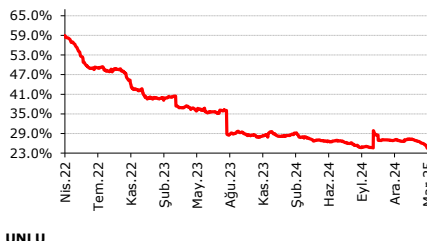
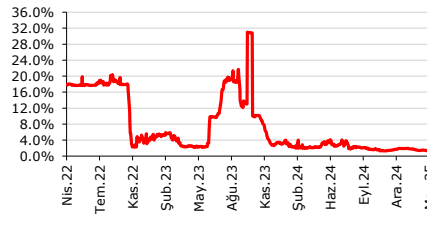
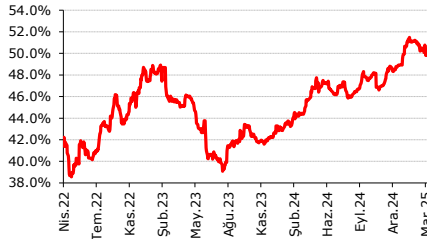
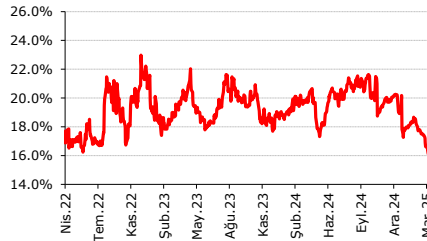
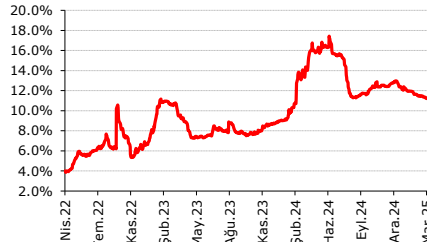
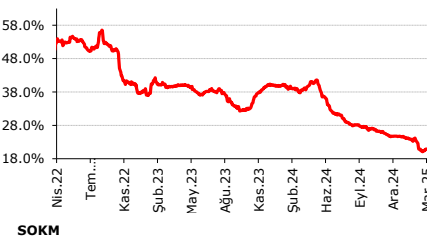
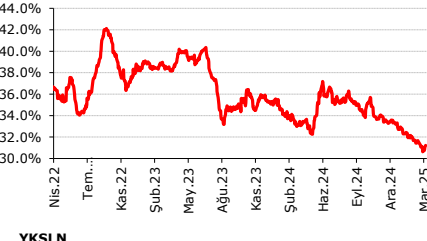
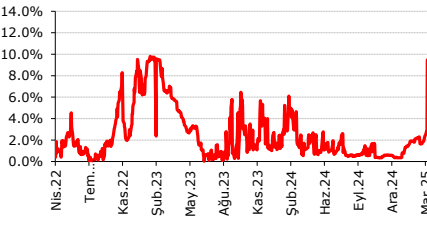
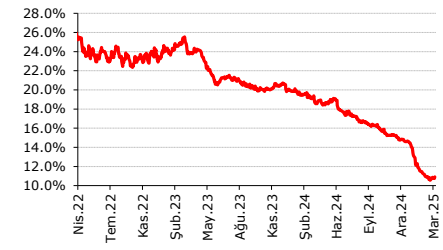
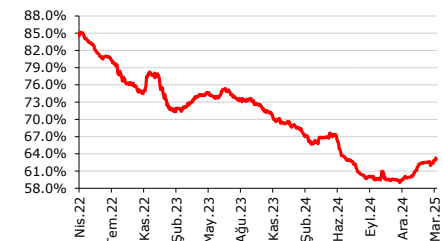
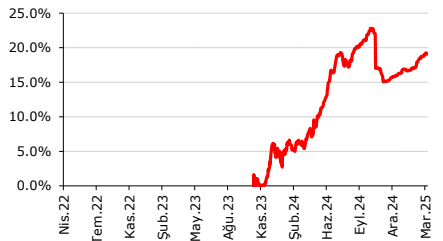
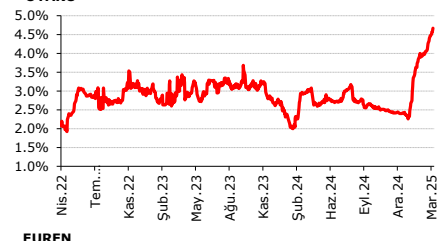
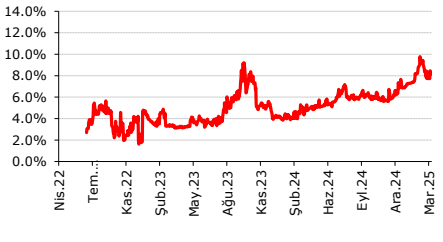
CIMS A



DOHOL





SASA**İNDES****THYAO****TOASO****TTRAK****MPARK****UNLU****SELEC****TAVHL****TKFEN****VESBE****TUPRS****SOKM****YKSLN****SISE****TCELL****TABGD****TTKOM****ULKER****OYAKC****EUREN**

Son 1 haftaya göre yabancı takas deęişim sıralaması (Citi-Deut)

Hisse	31.12.2024	20.12.2024	19.02.2025	14.03.2025	21.03.2025	YBB (bazp)	3ay (bazp)	1ay (bazp)	1 hafta(bazp)
TSKB	18.87%	19.14%	21.40%	23.40%	24.28%	541.23	513.81	287.71	88.29
ALBRK	16.90%	16.89%	17.96%	19.34%	19.58%	268.14	268.51	162.04	24.12
HALKB	0.50%	0.47%	0.97%	1.17%	1.25%	75.21	78.40	28.32	8.53
VAKBN	0.82%	0.80%	1.20%	1.43%	1.38%	55.58	57.31	17.63	-5.22
YKBNK	31.54%	31.05%	32.24%	31.51%	31.28%	-26.21	22.18	-96.48	-23.17
GARAN	7.51%	7.61%	8.22%	9.56%	9.24%	173.75	163.74	102.33	-31.24
AKBNK	48.76%	48.18%	49.04%	50.39%	49.97%	120.60	178.89	92.95	-41.92
ISCTR	27.18%	26.82%	26.26%	25.55%	24.79%	-239.82	-203.83	-147.58	-76.60
YKSLN	0.35%	0.37%	2.19%	2.35%	9.49%	913.96	911.78	730.20	713.31
IHAAS	31.71%	31.89%	31.75%	30.31%	34.90%	318.56	300.71	314.99	458.56
TTKOM	19.52%	19.98%	20.91%	22.16%	24.49%	496.76	451.24	357.65	233.14
KONTR	8.67%	8.84%	6.46%	11.20%	13.20%	452.41	435.61	673.81	200.03
DOCO	19.38%	18.42%	18.37%	20.87%	22.87%	348.95	444.61	450.01	199.23
ORGE	9.76%	10.12%	9.95%	11.16%	13.04%	327.91	291.92	308.77	187.89
ASTOR	15.99%	14.44%	32.85%	36.46%	38.18%	2218.77	2373.18	533.11	171.74
TKNSA	3.70%	3.69%	3.72%	4.04%	5.52%	181.82	182.90	179.57	148.36
DOAS	15.40%	15.73%	11.76%	13.51%	14.76%	-64.46	-97.72	299.93	124.57
FROTO	33.29%	33.31%	31.51%	33.39%	34.38%	109.04	107.32	287.43	99.78
MGROS	26.89%	26.83%	29.05%	27.83%	28.76%	187.52	193.04	-28.46	92.96
TTRAK	23.18%	23.29%	24.14%	26.44%	27.34%	415.77	405.00	319.74	89.76
ELITE	0.17%	0.17%	0.02%	0.00%	0.87%	70.64	70.82	85.55	86.99
CLEBI	3.28%	3.52%	3.97%	4.42%	5.23%	195.21	171.59	126.40	80.98
ENKAI	32.18%	32.29%	31.27%	28.59%	29.40%	-278.29	-289.61	-187.41	80.59
OTKAR	9.65%	9.66%	10.30%	12.05%	12.86%	320.91	319.50	255.87	80.19
ARCLK	14.52%	14.52%	13.62%	15.66%	16.43%	191.40	191.60	280.82	76.75
LYDHO	6.29%	6.20%	6.08%	7.63%	8.37%	207.68	217.38	228.43	73.52
ODAS	7.00%	6.83%	4.88%	6.55%	7.19%	19.75	36.41	231.85	64.25
GLYHO	21.59%	21.57%	21.65%	23.04%	23.65%	206.16	208.08	199.76	60.69
KRDMD	12.53%	12.97%	10.57%	13.67%	14.25%	172.20	127.91	367.66	58.11
SOKM	32.94%	33.38%	31.71%	30.69%	31.21%	-172.79	-217.07	-49.87	51.87
TATGD	5.15%	5.83%	5.73%	6.56%	7.06%	190.35	123.16	132.85	49.24
MIATK	10.46%	10.23%	8.05%	6.53%	6.99%	-346.45	-323.97	-105.50	46.19
OZKGY	7.09%	7.13%	7.70%	7.17%	7.62%	53.62	49.49	-7.63	45.08
EREGL	15.84%	15.67%	13.90%	16.27%	16.71%	87.63	104.03	281.64	43.90
CCOLA	78.84%	78.76%	78.88%	80.39%	80.82%	198.39	205.67	194.18	43.02
NTGAZ	1.98%	2.34%	2.52%	1.62%	2.03%	5.37	-30.15	-48.93	41.34
GUBRF	9.87%	9.52%	13.10%	13.15%	13.55%	367.86	402.54	44.85	39.49
GENTS	2.29%	2.29%	1.81%	1.40%	1.77%	-51.99	-51.67	-3.77	36.96
AFYON	0.40%	0.20%	0.79%	0.65%	1.02%	62.56	81.89	23.10	36.82
EUREN	6.88%	7.10%	9.77%	7.78%	8.14%	126.80	104.38	-163.09	35.97
TRCAS	0.89%	0.86%	1.05%	1.15%	1.51%	62.30	64.66	46.35	35.75
ULKER	10.96%	10.86%	8.96%	8.97%	9.32%	-163.16	-154.07	36.46	35.46
GOLTS	5.71%	5.73%	5.86%	5.93%	6.27%	56.53	54.80	41.63	34.42
HTTBT	18.88%	18.71%	18.39%	19.13%	19.47%	58.21	75.79	107.65	34.14
GSDHO	8.68%	8.67%	8.61%	8.79%	9.13%	44.71	46.05	51.32	34.07
ISDMR	5.43%	5.05%	5.37%	6.01%	6.35%	92.16	130.13	97.82	33.59
BRISA	7.45%	7.40%	8.38%	8.50%	8.83%	137.82	142.73	44.88	32.52
MTRKS	0.77%	0.56%	0.74%	0.67%	0.99%	21.83	42.59	24.51	31.93
GOODY	49.40%	49.58%	49.96%	50.06%	50.37%	97.06	78.80	40.69	31.33
ISFIN	9.30%	9.29%	10.04%	8.07%	8.37%	-93.49	-92.28	-167.09	30.17
KARSN	2.62%	2.54%	2.64%	2.58%	2.88%	25.16	34.04	23.92	29.64
ISMEN	28.27%	28.03%	28.77%	28.83%	29.13%	85.18	109.43	35.85	29.34
AKSEN	3.78%	3.78%	3.71%	3.60%	3.88%	9.95	9.86	17.02	28.20
ENJSA	17.57%	17.51%	18.39%	19.22%	19.50%	192.26	198.57	111.06	28.02
POLTK	40.82%	40.83%	41.28%	41.53%	41.80%	98.01	97.72	52.01	27.56
YATAS	9.58%	9.62%	10.12%	10.24%	10.50%	91.96	88.16	38.31	26.63
PINSU	0.25%	0.15%	0.63%	0.58%	0.84%	58.83	69.02	21.01	25.80
ASELS	31.15%	30.80%	31.26%	36.75%	37.00%	585.31	619.98	574.58	25.74
ECILC	7.25%	7.23%	7.41%	6.96%	7.21%	-3.47	-1.82	-19.76	25.66
YEOTK	7.81%	7.70%	8.04%	8.53%	8.78%	97.22	107.51	73.66	25.24

TABGD	16.27%	15.98%	17.40%	18.82%	19.07%	279.68	308.56	167.03	25.05
SELEC	14.27%	14.33%	13.16%	12.68%	12.93%	-134.63	-140.49	-23.67	24.43
KERVY	2.96%	2.93%	2.49%	2.53%	2.76%	-19.95	-17.58	26.91	23.22
TUPRS	24.67%	24.74%	22.55%	20.88%	21.10%	-357.56	-364.41	-145.66	21.29
MAGEN	32.05%	30.83%	32.57%	33.32%	33.52%	147.49	269.39	95.43	20.82
NUHCM	17.92%	17.89%	18.10%	18.04%	18.24%	32.35	35.53	14.08	20.62
ZOREN	11.03%	10.78%	8.17%	9.07%	9.27%	-176.02	-151.01	109.99	20.58
KOZAA	17.08%	17.62%	19.36%	18.58%	18.78%	170.56	116.77	-58.09	20.21
AKSGY	5.09%	5.09%	5.30%	5.33%	5.53%	43.49	44.31	22.71	19.80
OYAKC	2.39%	2.40%	3.96%	4.47%	4.67%	228.12	226.92	71.32	19.79
AGHOL	20.91%	20.94%	20.38%	20.40%	20.60%	-30.37	-33.55	21.88	19.75
KMPUR	5.49%	5.65%	6.10%	5.95%	6.15%	65.74	49.69	4.93	19.21
ANSGR	8.84%	8.81%	9.22%	9.40%	9.59%	74.56	78.03	36.63	19.04
ARENA	10.41%	11.43%	5.23%	0.32%	0.50%	-990.59	-1092.14	-472.95	18.67
CEMYS	2.06%	2.03%	2.78%	2.48%	2.66%	59.93	62.53	-12.33	17.99
KZBGY	3.25%	3.00%	5.08%	5.08%	5.26%	200.67	226.36	18.21	17.95
PETUN	0.38%	0.65%	1.43%	1.19%	1.37%	99.15	71.28	-6.09	17.47
ALCAR	0.09%	0.16%	0.89%	0.35%	0.53%	43.65	36.46	-36.74	17.19
TCELL	59.93%	60.07%	62.50%	62.82%	62.99%	306.55	291.83	49.45	17.00
AKSA	18.48%	17.90%	19.45%	19.36%	19.52%	104.15	162.66	7.07	16.62
KAREL	3.23%	3.12%	3.46%	4.04%	4.20%	96.89	107.59	73.52	15.48
SNGYO	4.35%	4.42%	4.35%	4.37%	4.52%	17.14	10.26	17.27	15.38
UNLU	1.89%	1.93%	1.44%	1.43%	1.58%	-30.23	-34.31	14.68	15.15
BIENY	1.02%	0.99%	1.41%	1.11%	1.26%	23.66	26.70	-15.13	14.89
BRYAT	3.63%	3.12%	3.96%	4.18%	4.32%	69.55	120.05	36.20	14.56
TMSN	4.03%	3.99%	3.97%	3.96%	4.10%	6.99	10.90	13.05	13.47
ECZYT	2.97%	2.94%	3.10%	3.18%	3.31%	33.69	36.82	21.05	12.99
CIMSA	6.91%	7.47%	8.31%	8.03%	8.15%	123.77	68.25	-15.65	12.60
KRDMA	7.37%	7.71%	7.32%	7.54%	7.66%	29.03	-5.31	33.89	12.16
EUPWR	8.62%	8.51%	8.85%	9.64%	9.76%	114.55	125.38	91.50	11.95
AKGRT	19.32%	19.39%	20.44%	20.83%	20.94%	161.48	154.77	49.51	11.38
KRVGD	11.15%	11.30%	11.28%	12.31%	12.42%	127.19	111.96	113.77	11.28
BAGFS	4.79%	4.60%	4.85%	5.20%	5.31%	52.10	71.24	45.81	11.21
HLGYO	1.33%	0.95%	0.77%	0.77%	0.88%	-44.82	-6.65	10.72	10.98
BERA	9.77%	9.79%	10.12%	9.74%	9.85%	7.53	5.62	-27.40	10.78
INDES	7.26%	7.07%	9.05%	9.20%	9.30%	204.31	222.61	25.08	10.21
TOASO	24.26%	24.18%	13.74%	13.21%	13.30%	-1095.83	-1088.05	-44.56	8.79
LKMNH	6.75%	6.74%	6.59%	6.48%	6.57%	-17.91	-17.54	-2.70	8.71
IMASM	3.36%	3.21%	3.25%	3.16%	3.25%	-11.31	4.15	0.54	8.69
BIOEN	6.19%	6.31%	6.29%	6.19%	6.27%	7.97	-3.99	-2.21	8.25
HEKTS	9.94%	11.43%	8.36%	9.04%	9.12%	-81.70	-230.63	75.72	8.08
OYYAT	6.10%	6.05%	6.26%	6.21%	6.28%	17.69	22.79	1.86	7.25
AKFYE	39.02%	39.02%	39.64%	39.75%	39.82%	80.87	80.18	18.92	7.23
IZMDC	4.28%	4.28%	4.26%	4.26%	4.33%	4.54	5.29	7.35	7.18
NATEN	17.14%	21.96%	11.21%	10.63%	10.69%	-645.15	-1127.05	-52.53	6.02
PETKM	9.37%	9.51%	7.03%	8.32%	8.37%	-99.12	-113.41	134.15	5.94
RYGYO	25.32%	25.68%	26.59%	26.92%	26.98%	166.18	130.65	39.09	5.86
SISE	14.63%	14.65%	11.08%	10.86%	10.91%	-371.10	-373.56	-16.90	5.75
ISGYO	10.80%	10.78%	10.80%	10.67%	10.73%	-7.49	-5.43	-7.45	5.51
TURSG	5.64%	5.73%	5.68%	5.72%	5.76%	11.98	3.53	8.61	4.18
SARKY	4.40%	4.43%	4.96%	5.04%	5.08%	67.62	64.66	11.96	3.51
BFREN	24.10%	24.09%	23.88%	23.79%	23.83%	-27.06	-26.46	-5.30	3.42
ASUZU	6.21%	6.18%	6.16%	6.09%	6.13%	-8.50	-5.01	-3.88	3.23
CANTE	4.45%	3.81%	3.88%	4.00%	4.04%	-41.20	22.34	15.38	3.13
YYLGD	4.19%	4.16%	4.24%	4.28%	4.31%	12.01	14.39	6.69	2.95
DYOBY	0.58%	0.58%	0.35%	1.25%	1.27%	69.57	69.08	92.00	2.29
MAALT	0.01%	0.00%	0.01%	0.01%	0.02%	1.29	1.93	1.87	1.88
KAYSE	8.14%	8.14%	7.94%	8.00%	8.02%	-11.73	-11.87	8.08	1.71
AKCNS	10.62%	10.56%	10.88%	10.66%	10.68%	5.57	11.22	-20.52	1.28
TUKAS	2.26%	2.34%	2.58%	2.71%	2.72%	46.19	38.17	13.61	1.25
BUCIM	3.74%	3.79%	4.12%	3.89%	3.90%	16.00	11.49	-21.81	1.24
CMBTN	0.90%	0.86%	0.72%	0.66%	0.67%	-22.56	-19.35	-5.31	0.95
RYNAS	59.46%	59.30%	59.73%	59.89%	59.90%	44.19	60.26	17.03	0.84

NTHOL	5.52%	5.72%	5.50%	5.36%	5.36%	-15.54	-35.71	-13.18	0.62
PEKGY	5.77%	5.61%	7.28%	3.81%	3.81%	-195.58	-180.16	-346.79	0.23
DEVA	0.51%	0.51%	0.52%	0.51%	0.51%	0.81	0.79	-0.79	0.17
SMART	0.54%	0.51%	0.29%	0.29%	0.29%	-24.14	-21.86	0.00	0.00
KLNMA	0.06%	0.06%	0.06%	0.05%	0.05%	-1.10	-1.10	-1.10	-0.13
INVES	8.60%	8.60%	8.52%	8.54%	8.53%	-6.59	-6.77	0.87	-0.40
POLHO	8.33%	6.89%	10.07%	11.53%	11.52%	319.55	463.60	144.85	-0.47
AYDEM	8.51%	8.36%	8.61%	9.19%	9.18%	66.81	82.11	57.27	-0.60
AHGAZ	8.60%	8.45%	8.87%	8.70%	8.69%	8.64	24.04	-18.33	-0.71
GOZDE	6.01%	6.15%	5.79%	5.78%	5.77%	-24.10	-38.45	-2.28	-0.89
ZRGYO	5.76%	5.79%	5.88%	5.96%	5.95%	19.75	16.14	7.82	-0.91
KORDS	6.58%	6.58%	5.59%	5.82%	5.81%	-77.67	-77.14	21.26	-1.00
LINK	10.18%	10.30%	4.58%	4.78%	4.77%	-541.48	-553.78	18.14	-1.01
ARDYZ	2.17%	2.22%	2.31%	2.21%	2.20%	2.70	-1.98	-11.12	-1.09
VERUS	38.87%	38.86%	39.05%	38.89%	38.88%	0.49	2.28	-16.79	-1.17
ADGYO	0.87%	1.06%	0.51%	0.43%	0.42%	-45.42	-64.19	-9.33	-1.18
KARTN	1.10%	1.10%	1.09%	1.11%	1.10%	-0.50	0.04	0.64	-1.26
CRFSA	9.72%	9.67%	9.73%	9.68%	9.66%	-5.87	-0.65	-6.80	-1.69
GWIND	8.53%	8.45%	8.34%	7.99%	7.97%	-55.58	-47.38	-37.10	-1.69
KLRHO	17.94%	17.98%	18.84%	18.66%	18.64%	70.20	66.46	-20.17	-1.70
KLSER	5.57%	5.48%	5.52%	5.39%	5.37%	-19.87	-10.98	-14.89	-1.71
NETAS	0.36%	0.28%	1.02%	0.81%	0.78%	42.33	49.88	-24.49	-2.64
VESBE	12.37%	12.87%	11.52%	11.24%	11.22%	-115.31	-165.67	-30.62	-2.69
PKART	30.48%	30.40%	31.34%	30.69%	30.66%	17.79	26.30	-67.68	-2.96
PENTA	7.09%	7.14%	8.94%	8.92%	8.89%	180.14	175.21	-4.91	-3.19
TRGYO	9.70%	9.97%	11.05%	10.85%	10.82%	112.16	84.80	-22.59	-3.23
MNDTR	82.35%	82.35%	82.59%	82.64%	82.60%	24.67	24.67	1.02	-4.16
DAPGM	3.76%	5.00%	8.69%	7.63%	7.58%	382.71	258.67	-110.32	-4.50
KONYA	5.20%	5.13%	5.38%	5.00%	4.95%	-25.06	-17.38	-42.59	-4.74
ALKIM	5.76%	6.02%	5.99%	5.80%	5.75%	-0.77	-27.19	-23.72	-5.00
AKFGY	3.78%	3.74%	3.61%	3.63%	3.58%	-19.74	-15.89	-2.53	-5.12
SKBNK	4.15%	4.02%	4.69%	5.08%	5.03%	88.02	101.42	34.43	-5.17
AGROT	3.96%	3.88%	3.88%	4.75%	4.69%	73.07	81.21	81.31	-5.24
BTCIM	10.51%	10.47%	11.00%	10.85%	10.79%	27.15	31.46	-21.91	-5.97
ESCOM	0.91%	0.80%	0.84%	1.39%	1.33%	41.26	52.39	48.39	-6.09
LOGO	35.42%	32.79%	34.86%	36.72%	36.65%	123.51	385.82	178.89	-6.56
BIZIM	0.80%	0.90%	2.52%	2.32%	2.25%	144.68	134.84	-27.22	-6.97
RGYAS	10.52%	10.29%	11.50%	10.63%	10.55%	3.23	26.70	-95.17	-7.38
DGNMO	0.70%	0.70%	0.90%	0.65%	0.58%	-12.37	-12.73	-32.58	-7.43
SMRTG	12.08%	11.99%	12.33%	12.55%	12.48%	39.36	48.52	14.86	-7.63
PNSUT	0.73%	0.94%	0.45%	0.60%	0.52%	-21.37	-42.03	6.62	-7.97
VESTL	5.87%	5.77%	5.70%	5.68%	5.60%	-27.43	-17.09	-10.42	-8.46
EBEBK	8.60%	8.50%	7.79%	7.77%	7.68%	-91.35	-82.10	-10.32	-8.74
DESA	10.17%	10.29%	10.42%	10.42%	10.33%	15.96	4.80	-8.30	-8.93
BASGZ	7.81%	7.85%	7.29%	6.95%	6.86%	-95.65	-98.84	-43.40	-9.11
SASA	8.68%	8.67%	6.71%	7.02%	6.92%	-175.99	-175.46	20.59	-10.33
ALGYO	2.80%	2.67%	3.25%	3.43%	3.31%	51.39	64.21	6.59	-11.53
AYGAZ	10.31%	10.35%	9.97%	9.46%	9.32%	-99.12	-102.93	-65.06	-13.77
GESAN	8.09%	7.43%	8.81%	9.35%	9.15%	106.07	172.86	34.24	-19.08
QUAGR	4.04%	3.93%	4.67%	4.72%	4.52%	48.25	58.85	-14.88	-20.47
ALFAS	6.09%	6.04%	5.88%	6.45%	6.23%	14.45	19.64	35.66	-21.19
SKTAS	0.01%	0.03%	0.56%	0.43%	0.21%	19.93	17.59	-35.02	-22.14
ANHYT	15.00%	14.95%	15.30%	15.19%	14.95%	-4.72	-0.03	-34.80	-23.23
CWENE	9.52%	9.52%	9.60%	9.90%	9.65%	12.87	12.83	5.57	-24.77
DOHOL	16.28%	16.50%	17.68%	17.14%	16.88%	59.71	37.94	-80.38	-25.70
BRSAN	8.46%	8.50%	7.43%	7.22%	6.94%	-151.56	-155.73	-48.60	-28.00
SURGY	2.62%	3.25%	1.29%	0.58%	0.29%	-232.87	-296.19	-99.67	-28.96
ESCAR	17.04%	17.17%	17.19%	17.27%	16.95%	-9.32	-21.88	-23.90	-32.33
KOZAL	18.22%	17.87%	17.31%	17.07%	16.74%	-148.42	-113.04	-57.04	-33.00
EKGYO	12.38%	11.91%	11.64%	12.90%	12.56%	18.23	65.40	92.09	-33.68
GENIL	19.98%	19.98%	19.38%	19.46%	19.07%	-91.00	-91.30	-31.75	-38.99
ESEN	4.38%	11.64%	3.89%	2.02%	1.62%	-276.12	-1002.34	-227.25	-40.81
EGEEN	9.70%	9.68%	9.58%	10.04%	9.63%	-6.27	-4.10	5.62	-40.90

BSOKE	10.95%	7.55%	9.80%	8.96%	8.53%	-242.06	98.13	-126.87	-42.64
ALCTL	1.66%	1.36%	3.22%	3.59%	3.12%	146.66	175.85	-9.21	-46.79
TKFEN	19.15%	20.21%	17.72%	16.61%	16.09%	-305.36	-411.97	-162.20	-51.32
MPARK	26.61%	26.85%	26.52%	24.58%	23.94%	-266.85	-290.18	-257.46	-63.41
KCAER	16.55%	17.51%	17.34%	17.35%	16.68%	13.08	-83.37	-66.51	-66.71
IPEKE	6.10%	5.95%	8.14%	8.27%	7.51%	140.95	156.31	-62.97	-75.98
VAKKO	17.93%	22.10%	13.38%	12.54%	11.78%	-615.00	-1032.99	-160.66	-76.52
KCHOL	49.09%	50.05%	43.84%	43.04%	42.22%	-686.74	-782.67	-161.26	-81.31
ALARK	10.18%	10.00%	8.46%	7.77%	6.95%	-322.94	-304.52	-150.98	-81.57
AGESA	42.41%	42.55%	41.06%	41.99%	41.15%	-125.99	-140.04	9.28	-84.03

AKYatırım

Bu rapor, Ak Yatırım Menkul Değerler A.Ş. tarafından, güvenilir olduğuna inanılan kaynaklardan elde edilen bilgi ve veriler kullanılarak hazırlanmıştır. Raporunda yer alan ifadeler, hiçbir şekilde veya suretle alış veya satış teklifi olarak değerlendirilmemelidir. Ak Yatırım, bu bilgilerin doğru, eksiksiz ve değişmez olduğunu garanti etmemektedir. Bu sebeple, okuyucuların, bu raporlardan elde edilen bilgilere dayanarak hareket etmeden önce, bilgilerin doğruluğunu teyit ettirmeleri önerilir ve bu bilgilere dayanarak aldıkları kararlarda sorumluluk kendilerine aittir. Bilgilerin eksikliği ve yanlışlığından Ak Yatırım hiçbir şekilde sorumlu tutulamaz. Ayrıca, Ak Yatırım'ın ve Akbank'ın tüm çalışanları ve danışmanlarının, herhangi bir şekilde bilgiler dolayısıyla ortaya çıkabilecek, doğrudan veya dolaylı zararlarla ilgili herhangi bir sorumluluğu yoktur. Burada yer alan bilgiler, bir yatırım tavsiyesi, yatırım aracının alım-satım önerisi ya da getiri vaadi değildir ve Yatırım Danışmanlığı kapsamında yer almamaktadır. Yatırım Danışmanlığı hizmeti; aracı kurumlar, portföy yönetim şirketleri, mevduat kabul etmeyen bankalar ile müşteri arasında imzalanacak Yatırım Danışmanlığı sözleşmesi çerçevesinde sunulmaktadır. Bunlara ilaveten, Ak Yatırım, raporların Internet üzerinden e-mail yoluyla alınması durumunda virüs, hatalı gönderim veya diğer herhangi bir teknik sebepten dolayı alıcının donanımına veya yazılımına gelebilecek herhangi bir zarardan dolayı sorumlu tutulamaz.

© Ak Yatırım Menkul Değerler A.Ş.