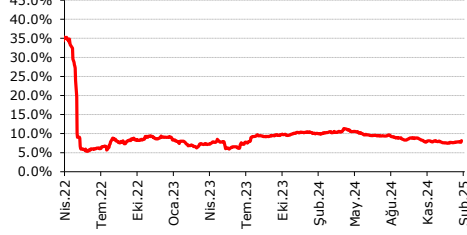


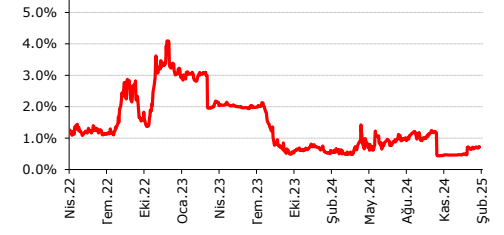
AKBNK -



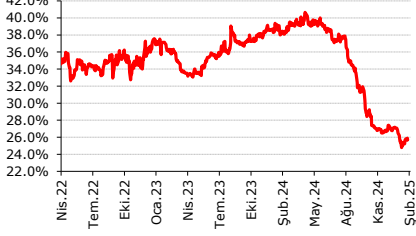
GARAN -



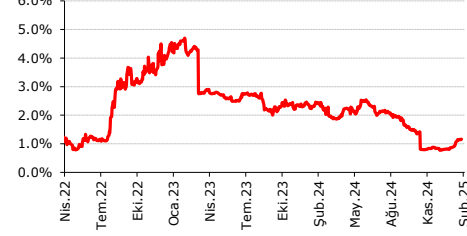
HALKB -



ISCTR -



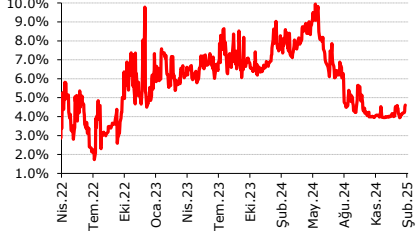
VAKBN -



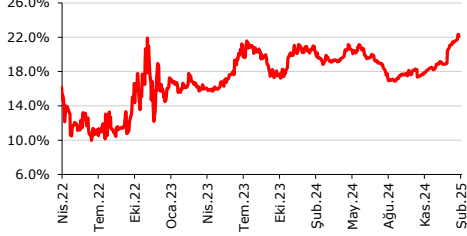
YKBNK -



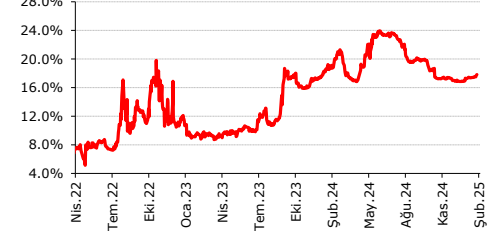
SKBNK -



TSKB -



ALBRK -



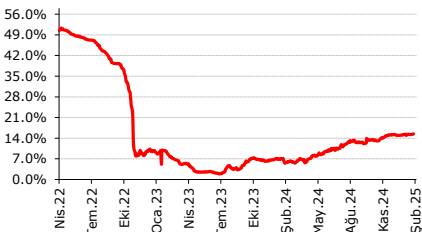
## AKCNS



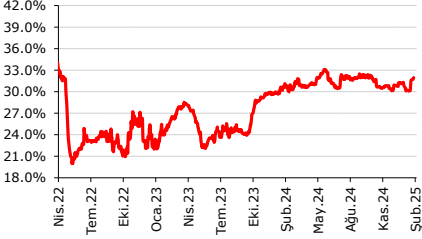
## AKGR7



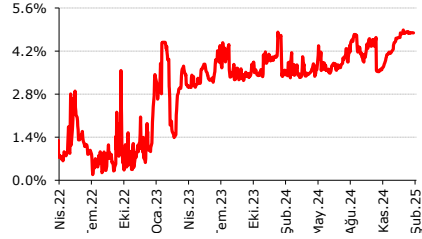
## ANHYT



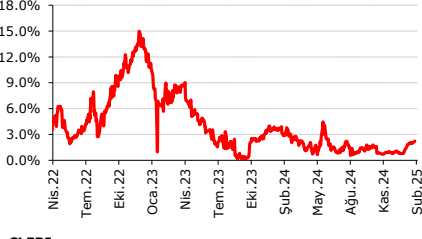
## ASELS



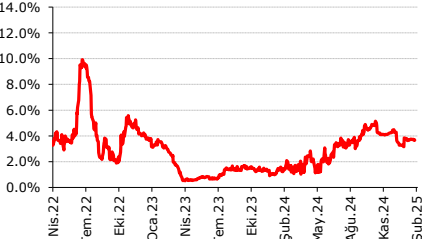
## BAGFS



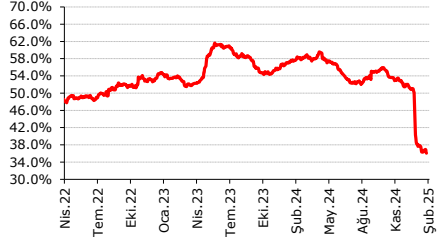
## BIZIM



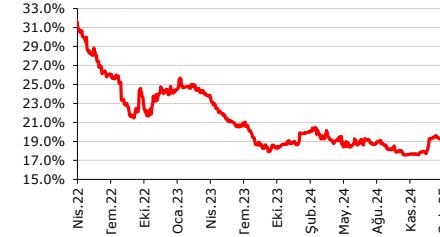
## CLEBI



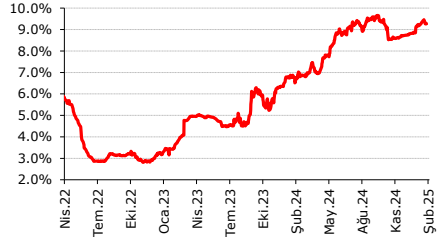
## AEFES



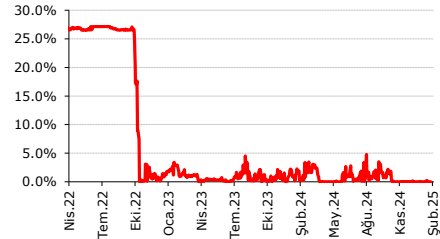
## AKSA



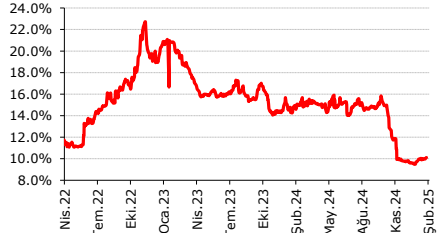
## ANSGR



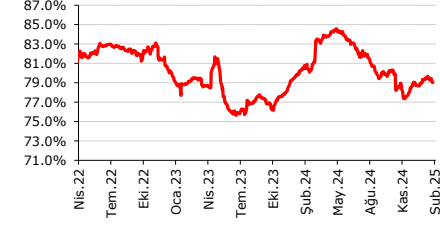
## FONET



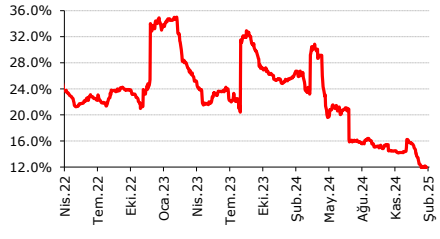
## YATAS



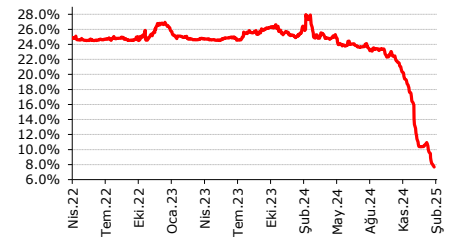
## CCOLA



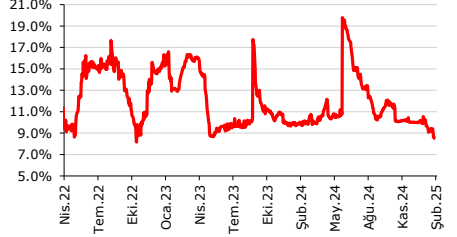
## DOAS



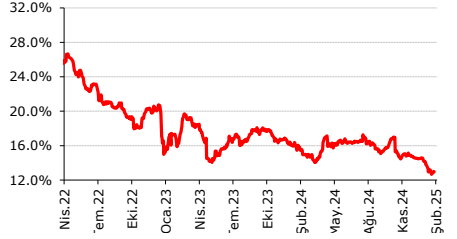
## ARENA



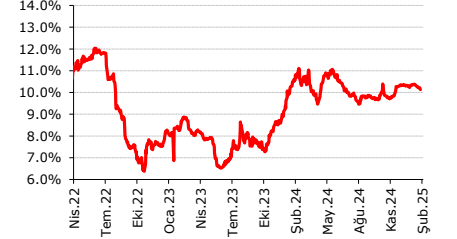
## ALARK



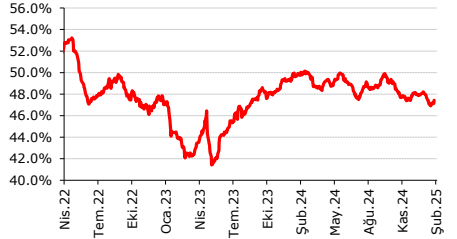
## ARCLK



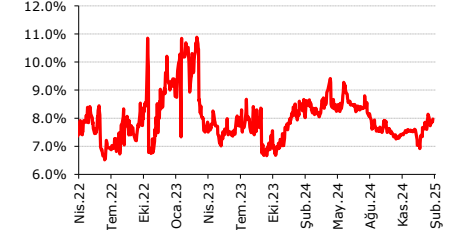
## AYGAZ



## BIMAS

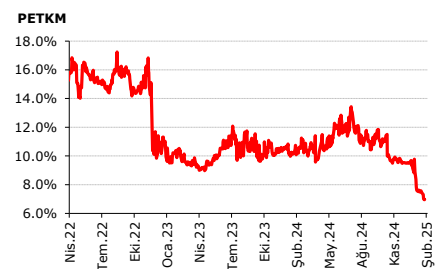
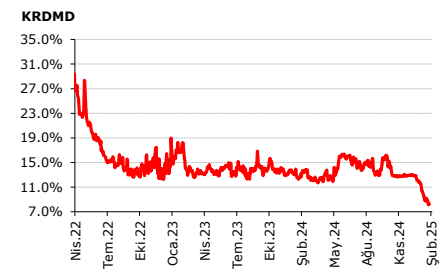
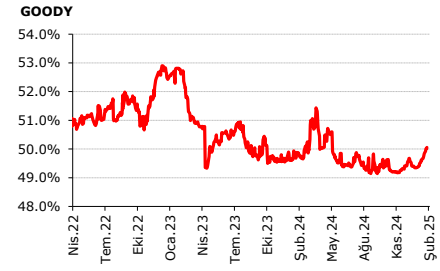
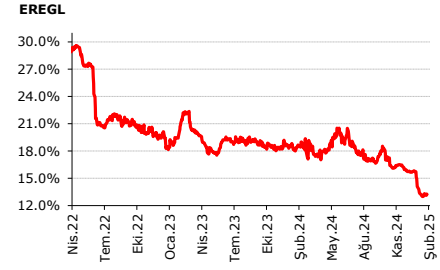
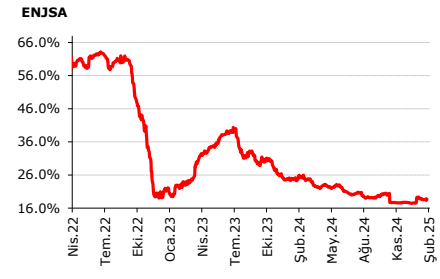
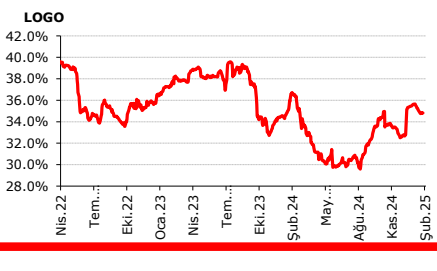
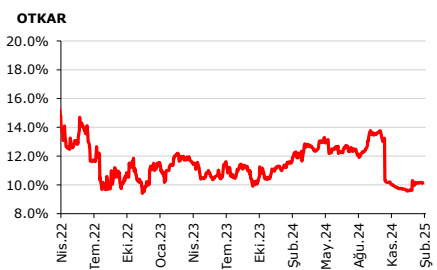
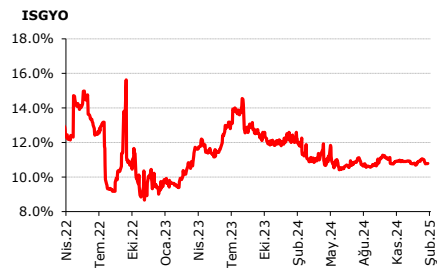
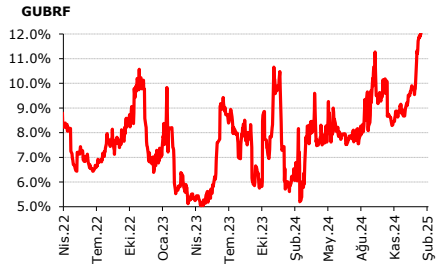
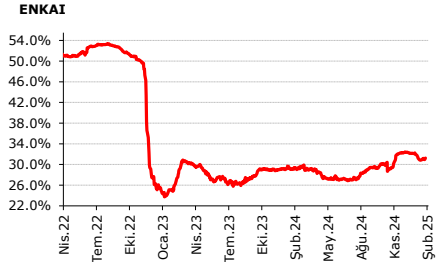
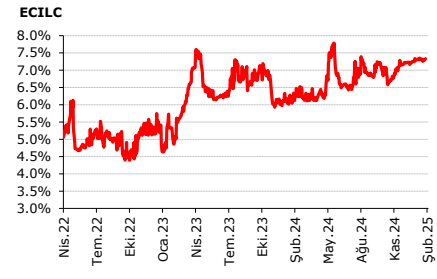
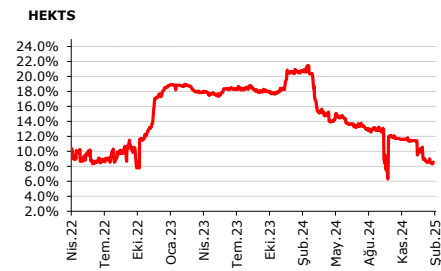
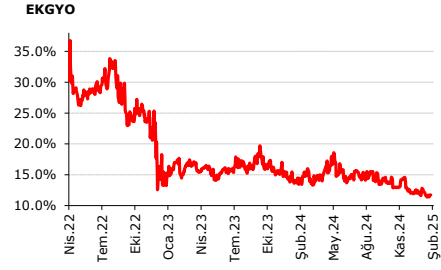


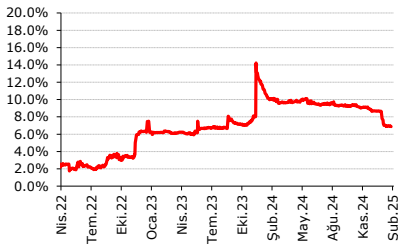
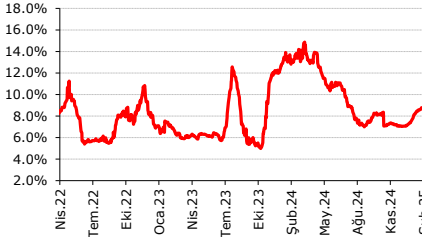
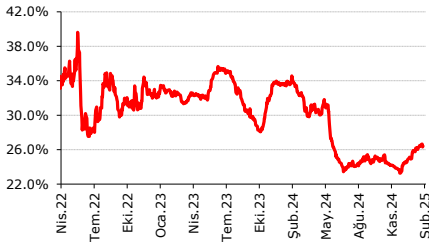
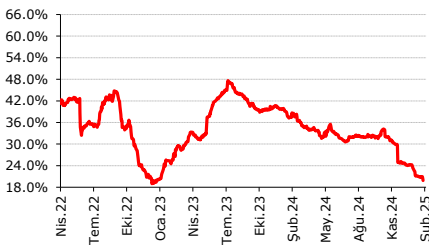
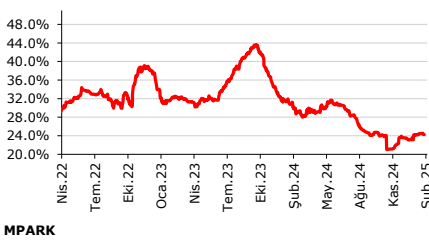
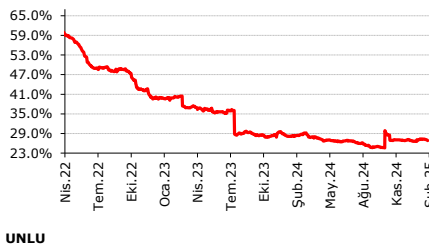
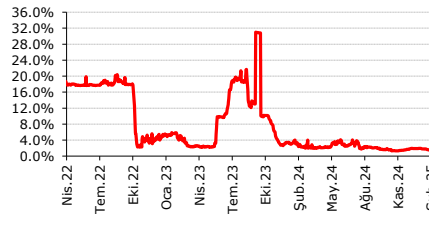
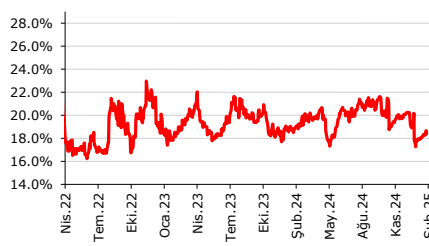
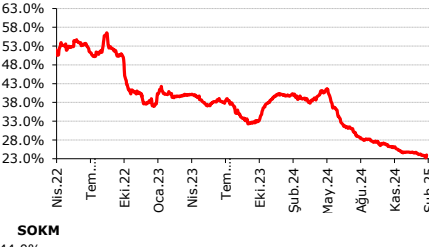
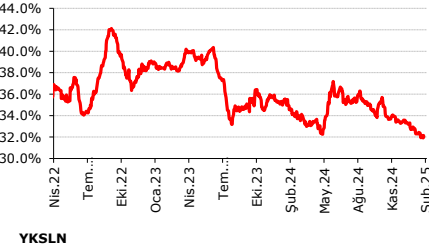
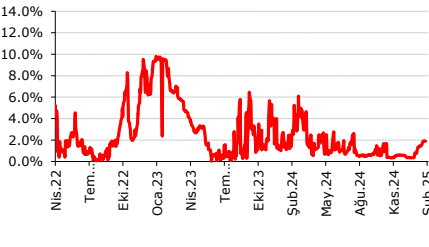
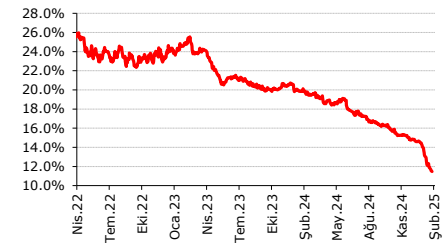
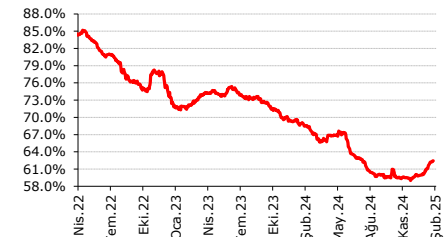
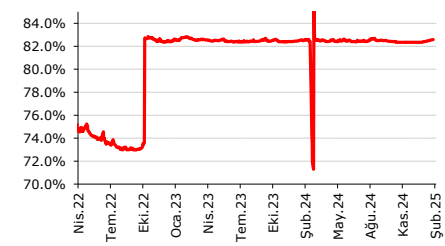
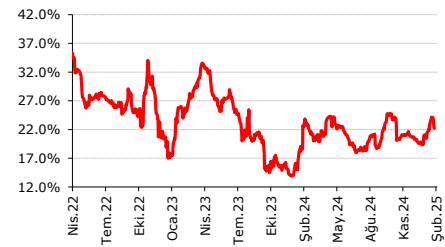
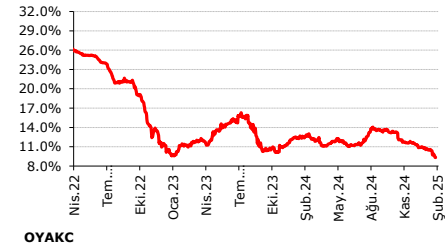
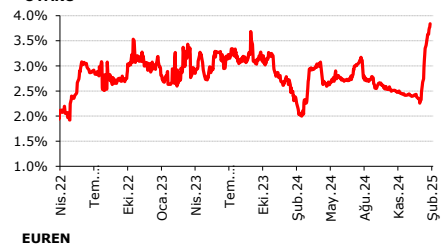
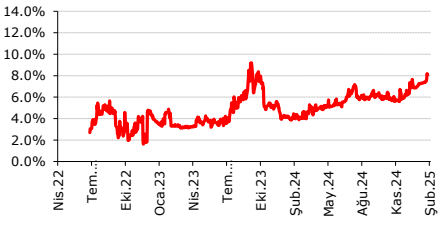
## CIMS



## DOHOL





**SASA****İNDES****THYAO****TOASO****TTRAK****MPARK****UNLU****SELEC****TAVHL****TKFEN****VESBE****TUPRS****SOKM****YKSLN****SISE****TCELL****MNDTR****TTKOM****ULKER****OYAKC****EUREN**

Son 1 haftaya göre yabancı takas değişim sıralaması (Citi-Deut)

Hisse	31.12.2024	08.11.2024	08.01.2025	31.01.2025	07.02.2025	YBB (bazp)	3ay (bazp)	1ay (bazp)	1 hafta(bazp)
TSKB	18.87%	17.86%	20.43%	21.63%	22.09%	322.23	423.00	166.05	46.33
ALBRK	16.90%	17.27%	17.31%	17.50%	17.82%	92.18	55.24	51.14	31.66
GARAN	7.51%	7.95%	7.68%	7.90%	8.16%	65.10	20.65	47.87	25.60
AKBNK	48.76%	47.58%	48.60%	48.73%	48.82%	5.47	123.58	22.08	9.07
VAKBN	0.82%	0.81%	0.85%	1.14%	1.16%	34.31	35.46	31.72	2.47
HALKB	0.50%	0.46%	0.71%	0.71%	0.72%	22.25	26.31	1.40	1.52
ISCTR	27.18%	26.80%	26.82%	25.74%	25.68%	-150.33	-112.13	-113.70	-6.08
YKBNK	31.54%	30.20%	31.12%	32.63%	32.14%	60.25	193.76	101.92	-48.57
ASTOR	15.99%	9.16%	17.70%	28.04%	30.47%	1448.43	2131.36	1276.81	243.67
DAPGM	3.76%	4.42%	3.56%	7.22%	8.28%	452.37	386.44	471.98	106.02
DOHOL	16.28%	14.80%	17.07%	16.80%	17.82%	153.57	301.52	75.05	101.55
KZBGY	3.25%	3.45%	2.95%	4.00%	4.98%	173.05	153.63	203.25	98.32
KOZAA	17.08%	19.25%	16.71%	18.01%	18.92%	184.43	-32.71	221.43	91.55
EUREN	6.88%	5.61%	7.00%	7.38%	8.12%	123.92	250.18	111.62	73.74
KOZAL	18.22%	17.77%	18.08%	16.51%	17.05%	-117.53	-72.70	-103.41	53.85
ALCTL	1.66%	2.64%	1.64%	2.50%	2.97%	131.20	32.42	133.35	46.92
VESTL	5.87%	6.91%	5.63%	5.36%	5.80%	-7.67	-110.96	16.80	43.40
SKBNK	4.15%	4.00%	4.49%	4.18%	4.61%	45.76	61.18	12.13	43.03
GUBRF	9.87%	8.46%	9.73%	12.23%	12.64%	276.94	417.96	290.54	40.55
MIATK	10.46%	10.19%	10.23%	7.85%	8.21%	-224.77	-198.15	-201.73	36.32
MGROS	26.89%	28.17%	26.92%	27.51%	27.87%	98.18	-29.76	94.58	36.31
ASELS	31.15%	30.50%	31.31%	31.61%	31.95%	79.76	144.63	64.36	34.18
ARCLK	14.52%	14.60%	14.29%	12.66%	12.97%	-154.69	-163.10	-131.71	30.70
POLTK	40.82%	40.64%	40.93%	40.94%	41.25%	42.50	61.34	32.06	30.49
ESEN	4.38%	11.30%	1.38%	3.27%	3.57%	-80.75	-772.69	219.31	30.22
TUPRS	24.67%	26.16%	24.70%	23.69%	23.98%	-69.59	-218.23	-71.80	29.11
NETAS	0.36%	0.43%	0.22%	0.37%	0.65%	29.57	22.11	43.19	28.06
TABGD	16.27%	16.32%	16.70%	16.77%	17.05%	77.64	72.55	34.26	28.02
BSOKE	10.95%	16.78%	10.84%	10.56%	10.83%	-12.57	-595.71	-1.32	27.18
BIMAS	47.96%	47.77%	48.21%	47.15%	47.42%	-54.21	-34.85	-79.22	26.58
PINSU	0.25%	0.14%	0.39%	0.56%	0.78%	52.59	64.07	38.88	22.24
BIZIM	0.80%	0.71%	1.02%	2.00%	2.22%	141.39	150.53	119.85	21.95
OYAKC	2.39%	2.48%	2.35%	3.63%	3.84%	145.31	135.94	149.22	21.20
KMPUR	5.49%	6.66%	5.61%	5.63%	5.83%	34.60	-82.47	22.29	20.70
ISMEN	28.27%	24.87%	29.09%	28.82%	29.03%	75.53	415.38	-5.83	20.56
INDES	7.26%	7.33%	7.54%	8.59%	8.79%	153.66	146.13	125.03	20.39
TCCELL	59.93%	59.48%	60.23%	62.23%	62.43%	250.48	295.44	219.79	20.28
RYGYO	25.32%	25.76%	24.95%	26.15%	26.35%	103.34	59.65	140.10	20.19
KLRHO	17.94%	17.97%	17.94%	18.24%	18.44%	49.72	46.42	49.79	19.38
GOODY	49.40%	49.20%	49.35%	49.86%	50.05%	65.48	85.48	70.38	19.12
CIMSA	6.91%	7.43%	7.67%	7.78%	7.97%	105.60	54.40	30.10	18.97
BERA	9.77%	9.90%	9.81%	10.03%	10.21%	43.25	30.56	40.02	17.73
PENTA	7.09%	5.23%	7.53%	8.70%	8.87%	178.05	364.03	134.51	17.32
ANHYT	15.00%	14.03%	15.19%	15.28%	15.45%	44.81	141.95	25.64	17.17
EKGYO	12.38%	12.97%	11.72%	11.56%	11.73%	-64.84	-123.99	0.79	17.03
TKFEN	19.15%	19.51%	17.81%	18.25%	18.42%	-72.91	-108.94	60.88	16.88
NTGAZ	1.98%	0.29%	2.39%	2.63%	2.79%	81.23	249.88	40.43	16.64
PETUN	0.38%	0.17%	0.67%	1.41%	1.57%	119.85	140.88	90.49	15.98
YATAS	9.58%	11.88%	9.66%	9.97%	10.11%	52.14	-177.08	44.42	14.01
SKTAS	0.01%	0.01%	0.29%	0.56%	0.69%	67.86	67.48	39.83	12.84
IMASM	3.36%	3.40%	3.43%	3.56%	3.69%	32.16	29.03	25.66	12.79
BRISA	7.45%	7.63%	7.61%	8.54%	8.66%	120.92	103.29	104.89	12.04
SAHOL	38.53%	38.75%	38.59%	38.85%	38.97%	44.29	21.77	37.47	11.79
IPEKE	6.10%	4.96%	6.10%	8.35%	8.47%	236.53	350.31	236.15	11.28
BIOEN	6.19%	6.53%	6.27%	6.16%	6.27%	7.68	-26.54	0.27	10.68
BRSAN	8.46%	8.31%	8.35%	7.23%	7.34%	-111.93	-97.60	-101.73	10.34
ECZYT	2.97%	3.79%	3.04%	2.99%	3.08%	11.25	-70.27	4.56	9.86
KCAER	16.55%	17.08%	16.51%	16.83%	16.93%	38.18	-15.29	41.57	9.57
GWIND	8.53%	9.02%	8.48%	8.53%	8.63%	9.94	-38.70	14.89	9.55
OZKGY	7.09%	7.31%	7.12%	7.47%	7.56%	47.18	24.52	43.95	9.19

HTTBT	18.88%	19.07%	18.73%	18.64%	18.73%	-15.60	-33.74	0.27	8.84
VAKKO	17.93%	22.48%	16.79%	13.49%	13.58%	-434.20	-889.27	-321.15	8.84
AKFYE	39.02%	38.99%	39.18%	39.37%	39.45%	43.70	46.05	27.32	8.49
CANTE	4.45%	6.43%	4.70%	3.84%	3.92%	-52.63	-250.57	-77.75	8.27
ADGYO	0.87%	0.62%	0.96%	0.45%	0.53%	-34.50	-9.29	-43.36	7.96
TURSG	5.64%	5.04%	5.68%	5.56%	5.64%	0.04	60.64	-3.97	7.83
PGSUS	23.35%	21.44%	23.03%	25.93%	26.01%	265.82	456.46	297.25	7.61
ENKAI	32.18%	30.13%	32.23%	31.17%	31.25%	-93.33	111.49	-98.29	7.39
AKCNS	10.62%	10.24%	10.73%	11.01%	11.09%	46.56	84.53	35.76	7.37
KRDMA	7.37%	9.92%	7.32%	7.18%	7.25%	-12.04	-267.15	-6.84	7.25
ALFAS	6.09%	9.35%	6.32%	6.18%	6.25%	16.41	-309.43	-6.26	7.11
HEKTS	9.94%	11.60%	9.93%	8.50%	8.56%	-137.34	-304.11	-136.61	6.59
TKNSA	3.70%	2.76%	3.96%	3.43%	3.49%	-21.54	72.89	-47.15	5.80
TAVHL	48.93%	47.00%	49.53%	51.07%	51.12%	219.67	412.60	159.50	5.77
ECILC	7.25%	6.78%	7.34%	7.28%	7.34%	8.79	55.86	-0.15	5.62
NUHCM	17.92%	17.57%	17.85%	17.97%	18.03%	10.62	45.92	17.38	5.59
EGEEN	9.70%	9.41%	9.58%	9.50%	9.56%	-13.67	15.30	-1.59	5.57
LOGO	35.42%	33.65%	35.54%	34.77%	34.82%	-59.55	117.25	-72.28	5.30
BIENY	1.02%	1.01%	1.28%	1.16%	1.21%	19.31	20.87	-6.28	5.07
KONTR	8.67%	9.55%	7.99%	6.45%	6.50%	-217.67	-305.48	-149.67	4.73
ALGYO	2.80%	2.06%	3.07%	2.96%	3.01%	20.94	94.35	-6.77	4.73
GESAN	8.09%	7.40%	8.41%	8.61%	8.65%	55.94	125.04	24.52	4.71
AYDEM	8.51%	8.52%	8.63%	8.41%	8.45%	-6.14	-6.77	-18.08	4.46
ALCAR	0.09%	0.00%	0.10%	0.77%	0.81%	72.37	81.03	70.97	4.10
OYYAT	6.10%	7.93%	6.28%	6.21%	6.25%	15.17	-167.31	-3.06	3.99
ENJSA	17.57%	17.65%	19.16%	18.58%	18.62%	104.41	96.93	-53.85	3.98
BUCIM	3.74%	3.80%	3.73%	4.04%	4.07%	33.23	27.10	33.97	3.25
MNDTR	82.35%	82.36%	82.38%	82.56%	82.59%	23.20	23.19	20.35	3.17
MAGEN	32.05%	31.05%	32.05%	32.34%	32.36%	31.56	131.56	31.54	2.93
BTCIM	10.51%	10.72%	11.32%	11.04%	11.07%	55.82	35.09	-25.17	2.74
AKSEN	3.78%	3.78%	3.94%	3.65%	3.68%	-10.43	-10.29	-26.66	2.61
ZRGYO	5.76%	5.75%	5.78%	5.84%	5.87%	10.82	11.34	8.65	2.60
AKSGY	5.09%	27.56%	5.08%	5.11%	5.14%	4.28	-2242.15	5.32	2.36
VERUS	38.87%	38.86%	38.91%	39.07%	39.10%	22.37	24.15	18.62	2.34
AGROT	3.96%	7.57%	3.96%	3.90%	3.93%	-3.69	-364.12	-3.68	2.28
AHGAZ	8.60%	8.61%	8.73%	8.77%	8.79%	18.48	17.45	5.43	2.01
ISGYO	10.80%	10.91%	10.86%	10.76%	10.78%	-1.85	-12.73	-7.56	1.96
TUKAS	2.26%	1.94%	2.53%	2.59%	2.60%	34.80	66.84	7.59	1.94
DESA	10.17%	10.13%	10.20%	10.43%	10.45%	27.17	31.58	24.73	1.79
ELITE	0.17%	0.03%	0.18%	0.31%	0.32%	15.45	29.45	13.82	1.59
DEVA	0.51%	0.49%	0.50%	0.51%	0.52%	1.58	3.10	1.83	1.50
CMBTN	0.90%	0.86%	0.87%	0.87%	0.88%	-1.36	2.55	1.69	1.30
AFYON	0.40%	0.30%	0.47%	0.72%	0.73%	33.58	43.40	26.66	1.29
AKSA	18.48%	17.63%	19.31%	19.30%	19.31%	82.72	168.28	0.41	1.00
SARKY	4.40%	5.99%	4.52%	4.82%	4.83%	42.79	-115.90	31.42	0.86
MTRKS	0.77%	1.02%	1.01%	0.78%	0.78%	1.68	-23.57	-22.30	0.65
KARTN	1.10%	1.10%	1.10%	1.09%	1.10%	-0.44	0.30	0.13	0.63
NTHOL	5.52%	4.41%	5.55%	5.52%	5.53%	0.91	111.75	-1.75	0.57
ORGE	9.76%	9.28%	9.81%	10.09%	10.09%	33.22	81.79	28.23	0.55
GLYHO	21.59%	21.84%	21.60%	21.61%	21.62%	3.10	-22.15	2.00	0.43
GOZDE	6.01%	6.33%	5.91%	5.78%	5.79%	-21.81	-54.40	-11.64	0.42
YKSLN	0.35%	0.35%	0.73%	1.88%	1.88%	153.26	153.19	115.33	0.39
INVES	8.60%	8.61%	8.60%	8.63%	8.63%	3.49	2.31	3.53	0.33
CRFSA	9.72%	9.66%	9.77%	9.73%	9.73%	1.21	7.14	-3.33	0.27
TRCAS	0.89%	0.77%	1.05%	1.03%	1.03%	14.30	26.03	-2.15	0.27
KONYA	5.20%	5.09%	5.24%	5.30%	5.31%	10.21	21.99	6.34	0.21
KLSEK	5.57%	8.18%	5.50%	5.46%	5.47%	-10.66	-271.68	-3.46	0.19
IHAAS	31.71%	31.89%	31.71%	31.71%	31.71%	0.00	-17.85	0.00	0.00
KLNMA	0.06%	0.06%	0.06%	0.06%	0.06%	0.00	0.00	0.00	0.00
SMART	0.54%	0.38%	0.52%	0.29%	0.29%	-24.14	-8.06	-22.97	0.00
BAGFS	4.79%	3.65%	4.89%	4.79%	4.79%	0.10	114.32	-9.71	-0.06
ASUZU	6.21%	6.30%	6.15%	6.10%	6.10%	-11.18	-19.87	-4.76	-0.18
KAREL	3.23%	3.36%	3.32%	3.33%	3.32%	9.53	-3.22	0.04	-0.19

DGNMO	0.70%	0.79%	0.66%	0.79%	0.79%	8.94	0.04	13.13	-0.22
IZMDC	4.28%	4.27%	4.33%	4.26%	4.26%	-2.44	-0.64	-7.21	-0.45
AKFGY	3.78%	3.70%	4.05%	3.67%	3.66%	-12.02	-4.61	-38.93	-0.81
ESCOM	0.91%	0.72%	1.03%	0.88%	0.87%	-4.58	14.70	-16.22	-0.86
CEMTS	2.06%	1.88%	2.12%	2.54%	2.53%	47.17	64.48	41.29	-1.05
YYLGD	4.19%	4.17%	4.21%	4.26%	4.25%	6.69	8.17	4.05	-1.17
ISFIN	9.30%	9.07%	9.42%	9.96%	9.95%	64.11	88.00	52.86	-1.25
GOLTS	5.71%	5.39%	5.69%	5.71%	5.70%	-1.31	30.21	0.65	-1.38
BFREN	24.10%	26.80%	24.10%	23.98%	23.97%	-13.00	-283.50	-13.30	-1.60
OTKAR	9.65%	10.05%	10.29%	10.15%	10.14%	48.99	8.49	-15.85	-1.66
KAYSE	8.14%	8.35%	8.18%	7.95%	7.93%	-20.84	-42.41	-24.71	-1.77
GSDHO	8.68%	8.66%	8.71%	8.64%	8.62%	-5.51	-3.54	-8.53	-1.87
BASGZ	7.81%	7.03%	7.89%	7.40%	7.38%	-43.41	34.67	-51.11	-2.20
ALKIM	5.76%	6.04%	5.74%	6.21%	6.19%	42.47	14.48	44.17	-2.59
ISDMR	5.43%	5.60%	5.46%	5.40%	5.37%	-5.35	-22.99	-8.97	-3.22
POLHO	8.33%	6.15%	8.42%	8.94%	8.90%	57.39	274.79	48.34	-3.74
SNGYO	4.35%	4.60%	4.33%	4.41%	4.36%	1.24	-23.32	3.47	-4.31
MAALT	0.01%	0.01%	0.07%	0.05%	0.00%	-0.64	-0.29	-6.17	-4.53
AKGRT	19.32%	19.29%	19.24%	19.56%	19.52%	19.35	23.19	28.28	-4.62
PKART	30.48%	31.01%	30.60%	31.29%	31.25%	76.42	23.22	65.10	-4.65
RYSAS	59.46%	58.94%	59.51%	59.73%	59.68%	21.68	73.57	16.63	-4.80
TATGD	5.15%	5.46%	4.47%	5.76%	5.71%	55.86	24.81	124.36	-4.83
BRYAT	3.63%	2.77%	3.71%	3.94%	3.89%	26.26	112.17	17.99	-5.08
CLEBI	3.28%	4.13%	3.84%	3.71%	3.66%	38.11	-46.74	-18.10	-5.31
ARDYZ	2.17%	2.17%	2.68%	2.27%	2.22%	4.76	4.70	-45.96	-5.39
CWENE	9.52%	9.00%	9.45%	9.61%	9.55%	3.16	55.79	10.84	-5.48
TMSN	4.03%	4.12%	3.98%	4.02%	3.97%	-6.16	-15.27	-1.83	-5.91
EREGL	15.84%	16.38%	14.96%	13.29%	13.23%	-260.73	-314.69	-172.89	-5.95
KORDS	6.58%	7.41%	6.65%	6.24%	6.18%	-40.39	-122.82	-46.74	-6.12
QUAGR	4.04%	3.95%	4.20%	4.30%	4.24%	20.18	28.76	3.41	-6.54
THYAO	25.13%	24.20%	25.71%	26.49%	26.42%	129.21	222.26	71.89	-7.02
NATEN	17.14%	24.15%	11.26%	12.59%	12.51%	-462.57	-1163.78	125.32	-7.35
SASA	8.68%	9.08%	8.38%	6.96%	6.89%	-179.15	-219.23	-149.20	-7.42
GENIL	19.98%	19.85%	19.93%	19.73%	19.66%	-32.07	-19.51	-27.22	-7.79
SOKM	32.94%	33.78%	32.94%	32.11%	32.02%	-92.12	-176.31	-91.80	-9.31
DOAS	15.40%	14.50%	14.09%	12.08%	11.98%	-342.03	-251.84	-211.20	-9.80
TRGYO	9.70%	10.39%	10.93%	11.26%	11.16%	146.06	77.13	22.94	-9.87
AYGAZ	10.31%	9.71%	10.32%	10.24%	10.13%	-17.88	42.31	-18.31	-10.53
EBEBK	8.60%	8.64%	8.65%	7.84%	7.71%	-88.19	-92.64	-93.53	-12.32
KARSN	2.62%	2.69%	2.71%	2.68%	2.55%	-7.47	-14.33	-16.29	-12.74
GENTS	2.29%	2.06%	2.20%	2.02%	1.89%	-40.59	-17.25	-30.91	-13.15
PEKGY	5.77%	3.71%	5.64%	7.60%	7.47%	170.35	376.28	183.05	-13.40
LKMNH	6.75%	6.33%	6.82%	6.85%	6.70%	-4.49	37.35	-11.35	-15.26
UNLU	1.89%	1.33%	1.94%	1.63%	1.48%	-40.50	15.12	-46.02	-15.39
KERVT	2.96%	2.94%	2.88%	2.77%	2.61%	-34.63	-32.83	-26.79	-15.73
PNSUT	0.73%	0.48%	0.79%	0.64%	0.48%	-25.40	-0.63	-31.28	-16.26
YEOTK	7.81%	6.87%	7.79%	8.14%	7.97%	16.64	110.51	18.38	-16.83
DOCO	19.38%	14.27%	18.71%	19.19%	19.02%	-35.91	474.74	30.63	-17.41
HLGYO	1.33%	0.92%	1.53%	0.95%	0.77%	-55.54	-14.69	-75.77	-17.57
ANSGR	8.84%	8.59%	9.10%	9.46%	9.27%	43.24	68.44	17.02	-18.15
RGYAS	10.52%	9.21%	10.70%	11.74%	11.54%	102.07	233.32	84.23	-19.89
SELEC	14.27%	13.50%	14.37%	14.03%	13.81%	-46.61	31.02	-56.14	-22.65
SMRTG	12.08%	11.61%	12.10%	12.53%	12.29%	20.47	68.06	18.60	-24.25
CCOLA	78.84%	78.34%	79.35%	79.31%	79.04%	20.59	70.10	-30.80	-26.24
TTRAK	23.18%	21.14%	24.19%	24.51%	24.23%	105.58	309.63	3.98	-27.25
ESCAR	17.04%	17.12%	16.93%	17.49%	17.22%	17.83	9.68	28.89	-27.44
KRVGD	11.15%	10.99%	11.35%	11.53%	11.25%	10.14	26.55	-9.77	-27.45
LYDHO	6.29%	6.58%	6.28%	6.88%	6.61%	31.57	2.90	33.25	-27.67
TERA	18.97%	18.69%	19.07%	18.78%	18.50%	-47.73	-19.77	-57.07	-28.41
VESBE	12.37%	12.54%	12.40%	11.93%	11.62%	-74.61	-91.85	-77.22	-30.40
SURGY	2.62%	5.63%	1.99%	1.98%	1.66%	-95.57	-396.54	-33.06	-31.51
AGESA	42.41%	40.28%	42.38%	42.18%	41.85%	-56.33	156.93	-53.30	-33.28
MPARK	26.61%	27.06%	27.09%	27.15%	26.80%	19.19	-25.48	-28.77	-34.75

<b>AGHOL</b>	20.91%	20.19%	21.06%	20.70%	20.33%	-57.20	14.35	-72.60	-36.84
<b>SISE</b>	14.63%	15.26%	14.30%	11.88%	11.47%	-315.61	-378.79	-282.66	-40.89
<b>ZOREN</b>	11.03%	10.67%	11.70%	8.59%	8.18%	-285.73	-248.85	-352.43	-41.75
<b>PETKM</b>	9.37%	9.77%	9.78%	7.39%	6.96%	-240.28	-280.41	-282.05	-42.94
<b>RAYSG</b>	91.50%	91.27%	91.52%	91.46%	91.02%	-47.96	-25.10	-50.67	-44.65
<b>ARENA</b>	10.41%	20.32%	10.40%	8.14%	7.68%	-273.37	-1264.70	-272.77	-46.33
<b>DYOBY</b>	0.58%	0.44%	0.60%	0.95%	0.49%	-9.05	5.20	-11.34	-46.50
<b>EUPWR</b>	8.62%	7.97%	8.55%	9.17%	8.56%	-5.39	59.49	1.71	-61.01
<b>FROTO</b>	33.29%	34.32%	32.50%	31.55%	30.93%	-235.89	-338.57	-156.58	-61.82
<b>AEFES</b>	50.99%	52.89%	39.59%	36.69%	36.07%	-1492.22	-1682.05	-352.14	-62.43



# AKYatırım

Bu rapor, Ak Yatırım Menkul Değerler A.Ş. tarafından, güvenilir olduğuna inanılan kaynaklardan elde edilen bilgi ve veriler kullanılarak hazırlanmıştır. Raporunda yer alan ifadeler, hiçbir şekilde veya suretle alış veya satış teklifi olarak değerlendirilmemelidir. Ak Yatırım, bu bilgilerin doğru, eksiksiz ve değişmez olduğunu garanti etmemektedir. Bu sebeple, okuyucuların, bu raporlardan elde edilen bilgilere dayanarak hareket etmeden önce, bilgilerin doğruluğunu teyit ettirmeleri önerilir ve bu bilgilere dayanarak aldıkları kararlarda sorumluluk kendilerine aittir. Bilgilerin eksikliği ve yanlışlığından Ak Yatırım hiçbir şekilde sorumlu tutulamaz. Ayrıca, Ak Yatırım'ın ve Akbank'ın tüm çalışanları ve danışmanlarının, herhangi bir şekilde bilgiler dolayısıyla ortaya çıkabilecek, doğrudan veya dolaylı zararlarla ilgili herhangi bir sorumluluğu yoktur. Burada yer alan bilgiler, bir yatırım tavsiyesi, yatırım aracının alım-satım önerisi ya da getiri vaadi değildir ve Yatırım Danışmanlığı kapsamında yer almamaktadır. Yatırım Danışmanlığı hizmeti; aracı kurumlar, portföy yönetim şirketleri, mevduat kabul etmeyen bankalar ile müşteri arasında imzalanacak Yatırım Danışmanlığı sözleşmesi çerçevesinde sunulmaktadır. Bunlara ilaveten, Ak Yatırım, raporların Internet üzerinden e-mail yoluyla alınması durumunda virüs, hatalı gönderim veya diğer herhangi bir teknik sebepten dolayı alıcının donanımına veya yazılımına gelebilecek herhangi bir zarardan dolayı sorumlu tutulamaz.

© Ak Yatırım Menkul Değerler A.Ş.