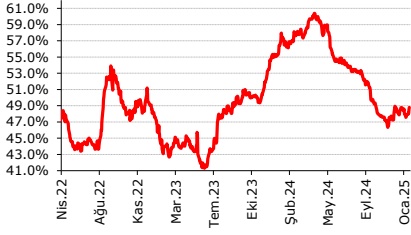
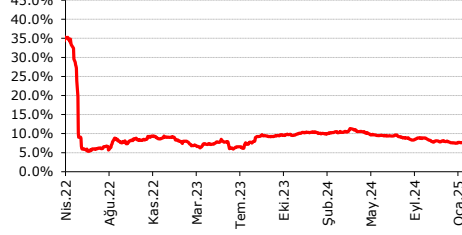


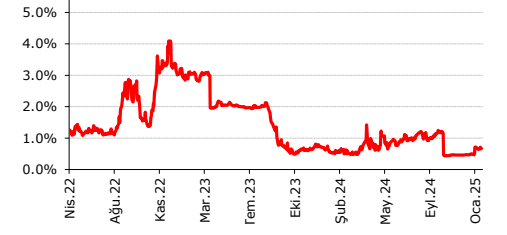
AKBNK -



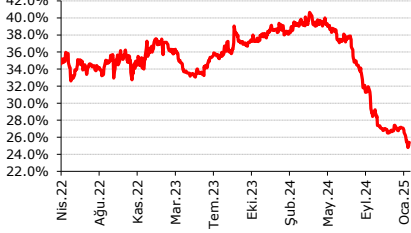
GARAN -



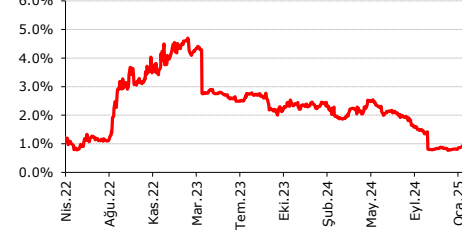
HALKB -



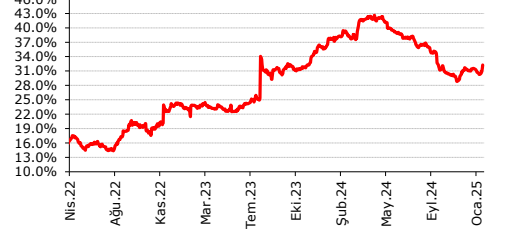
ISCTR -



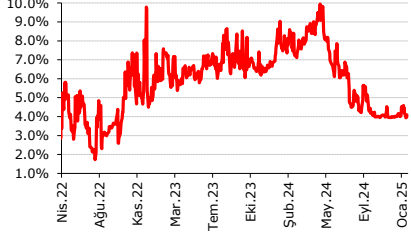
VAKBN -



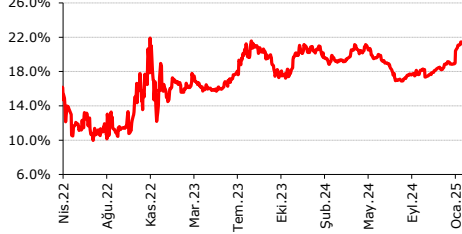
YKBNK -



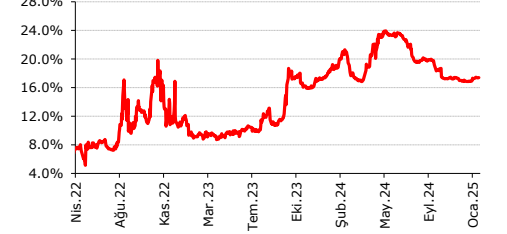
SKBNK -



TSKB -



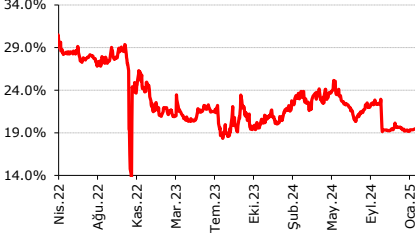
ALBRK -



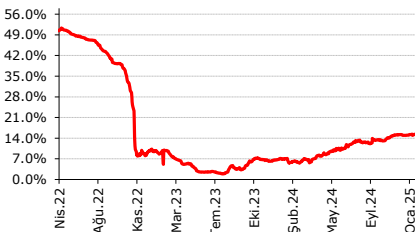
## AKCNS



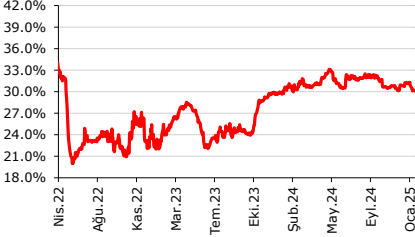
## AKGRT



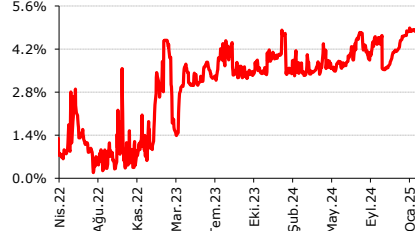
## ANHYT



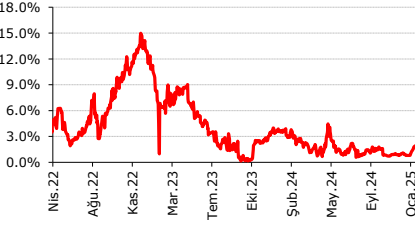
## ASELS



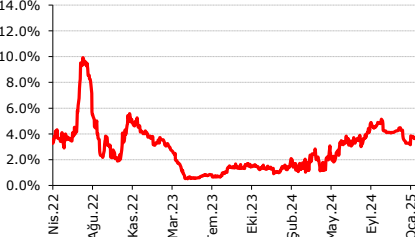
## BAGFS



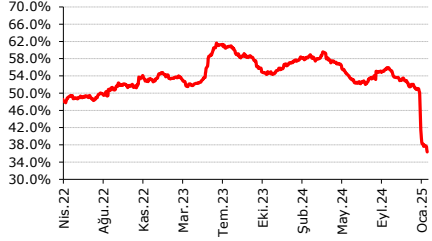
## BIZIM



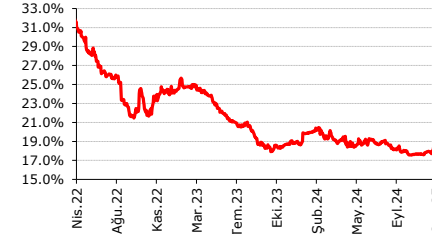
## CLEBI



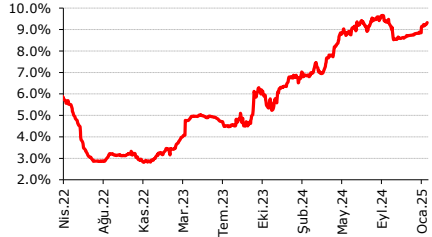
## AEFES



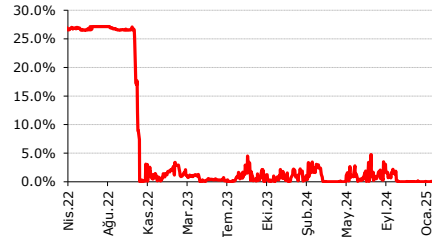
## AKSA



## ANSGR



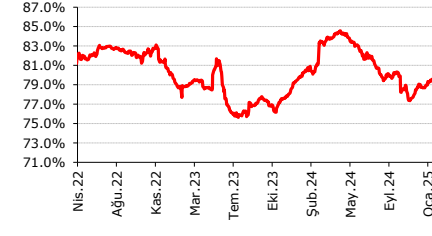
## FONET



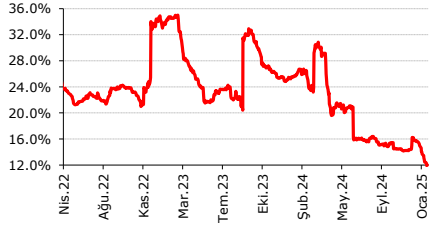
## YATAS



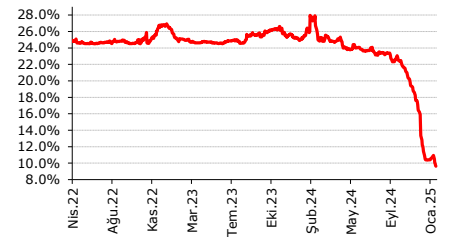
## CCOLA



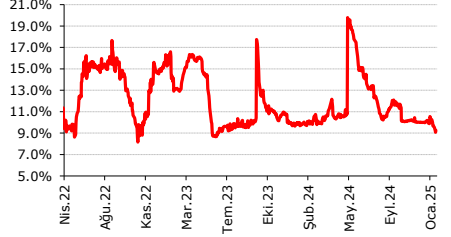
## DOAS



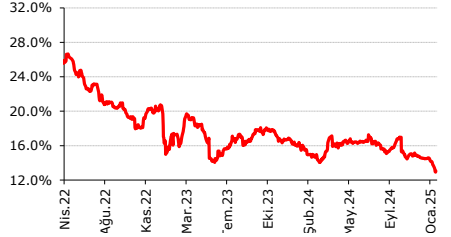
## ARENA



## ALARK



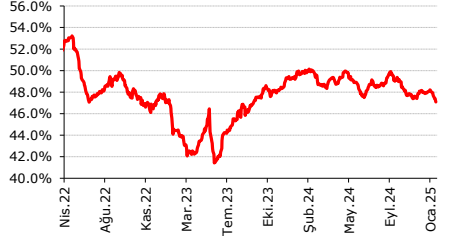
## ARCLK



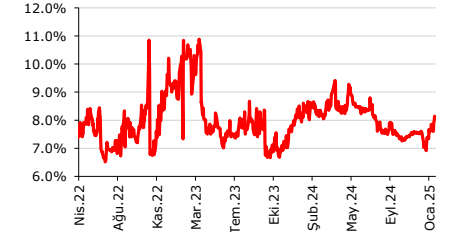
## AYGAZ



## BIMAS

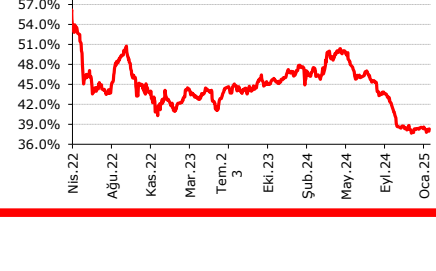
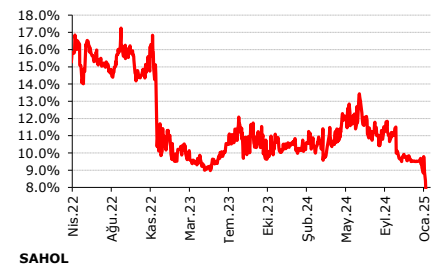
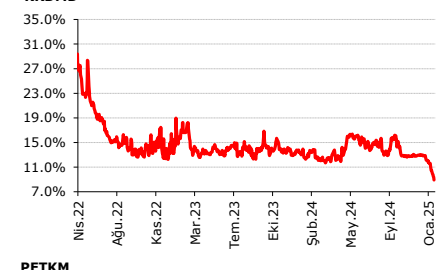
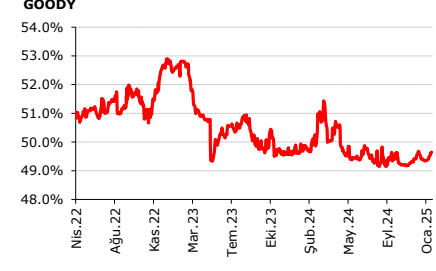
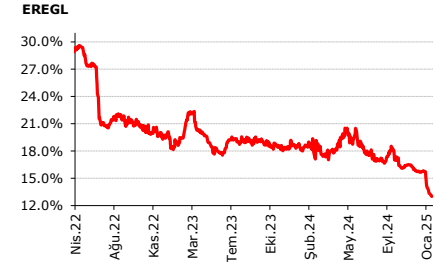
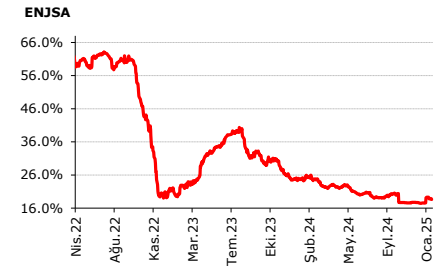
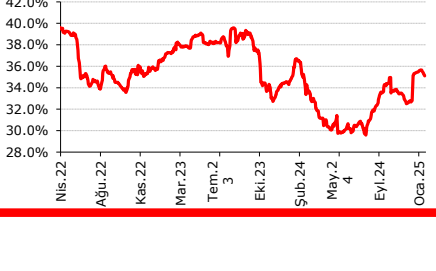
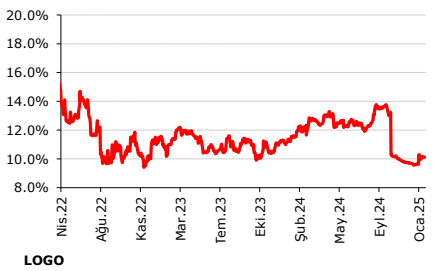
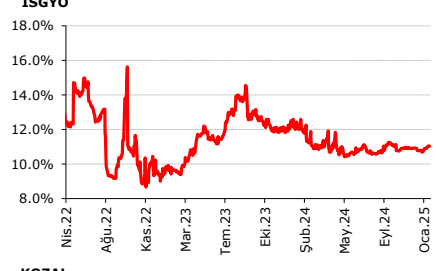
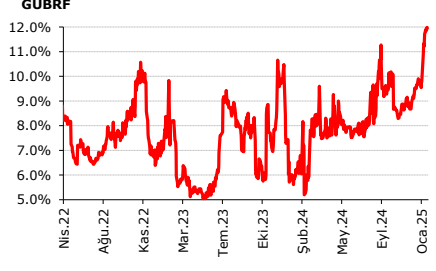
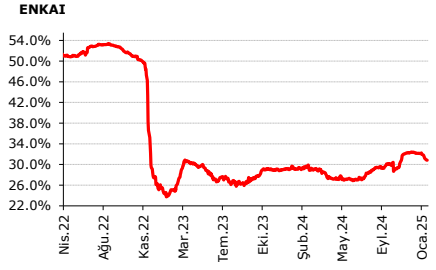
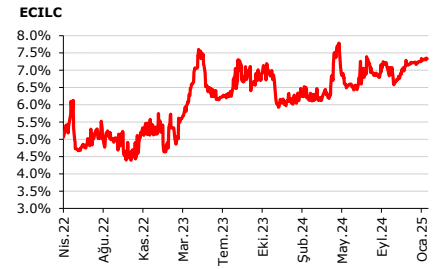
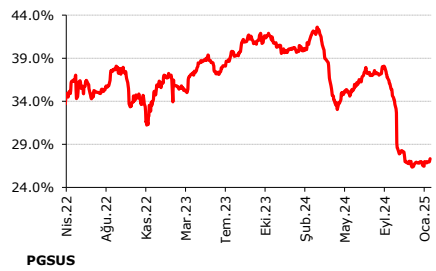
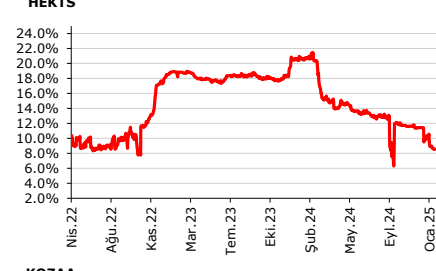
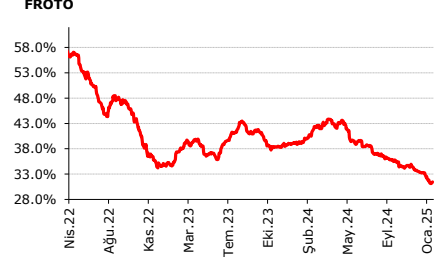
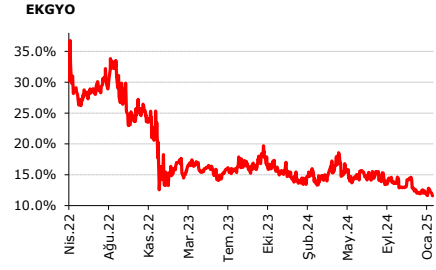
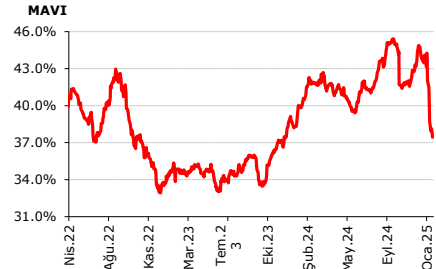


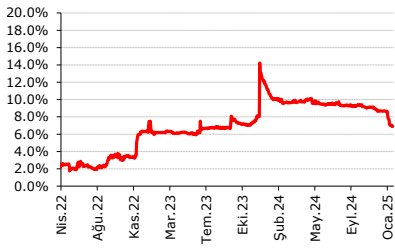
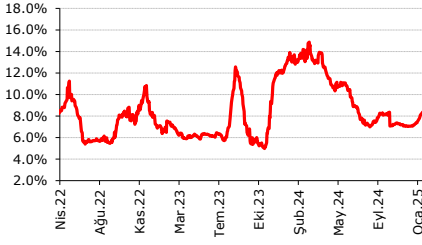
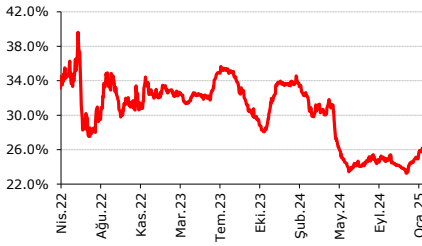
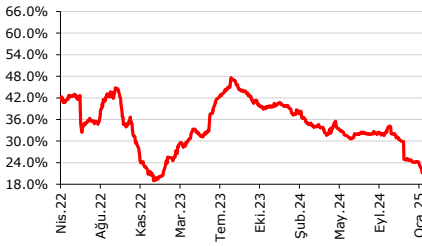
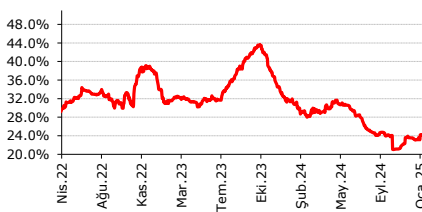
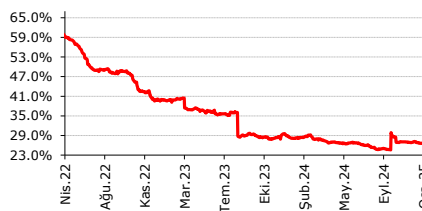
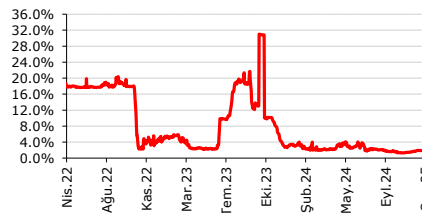
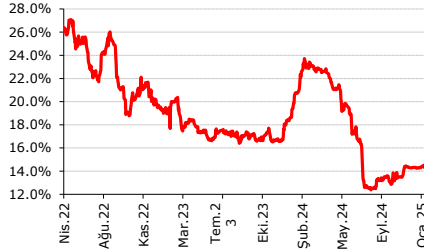
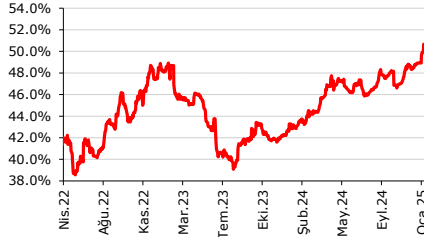
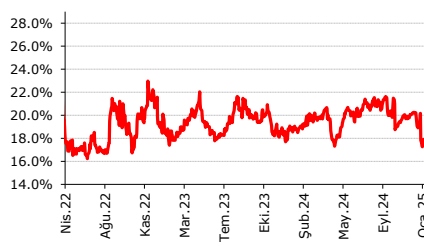
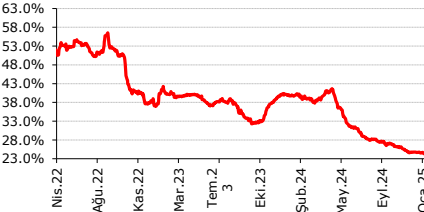
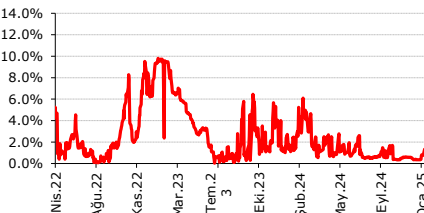
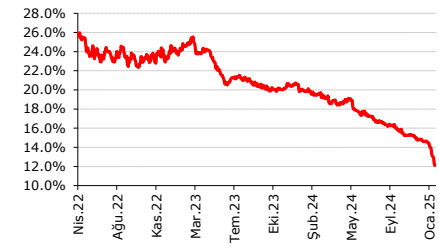
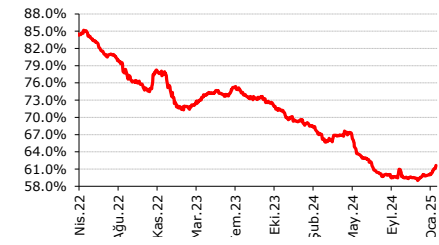
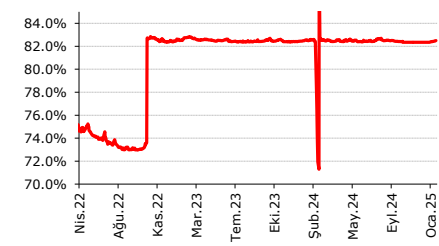
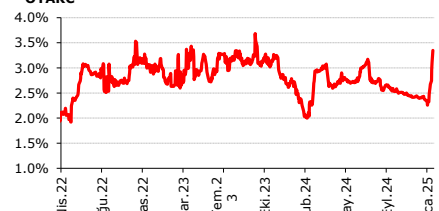
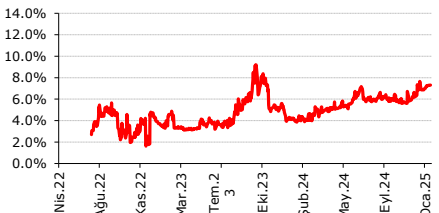
## CIMSA



## DOHOL





**SASA****İNDES****THYAO****TOASO****TTRAK****MPARK****UNLU****SELEC****TAVHL****TKFEN****VESBE****TUPRS****SOKM****YKSLN****SISE****TCELL****MNDTR****TTKOM****ULKER****OYAKC****EUREN**

Son 1 haftaya göre yabancı takas değişim sıralaması (Citi-Deut)

Hisse	31.12.2024	25.10.2024	25.12.2024	17.01.2025	24.01.2025	YBB (bazp)	3ay (bazp)	1ay (bazp)	1 hafta(bazp)
YKBNK	31.54%	30.63%	30.98%	30.28%	32.28%	73.93	164.92	129.30	199.84
AKBNK	48.76%	47.97%	47.86%	47.93%	48.80%	4.16	82.98	94.15	87.79
TSKB	18.87%	17.41%	18.88%	21.08%	21.40%	253.15	398.37	251.97	32.05
VAKBN	0.82%	0.80%	0.81%	0.90%	1.07%	24.92	27.07	26.33	17.26
GARAN	7.51%	8.30%	7.57%	7.65%	7.79%	28.73	-50.93	22.47	14.12
HALKB	0.50%	0.44%	0.47%	0.64%	0.67%	16.99	23.60	20.46	3.53
ALBRK	16.90%	17.35%	16.85%	17.44%	17.40%	50.42	4.97	54.77	-3.57
ISCTR	27.18%	27.36%	26.98%	25.55%	25.40%	-177.89	-195.28	-157.70	-14.27
DAPGM	3.76%	5.35%	4.76%	4.24%	6.43%	267.41	108.38	167.50	218.84
ASTOR	15.99%	8.43%	15.29%	24.08%	26.17%	1017.85	1773.50	1087.38	208.71
PGSUS	23.35%	21.58%	23.27%	23.55%	25.00%	164.68	341.87	172.48	144.81
TTKOM	19.52%	20.31%	19.61%	21.41%	22.65%	312.47	233.60	303.63	123.86
PEKGY	5.77%	3.74%	5.77%	5.64%	6.84%	106.76	309.81	106.77	119.04
NATEN	17.14%	23.74%	21.99%	11.67%	12.43%	-470.61	-1130.42	-956.05	76.31
TCELL	59.93%	59.47%	59.79%	60.93%	61.64%	171.72	217.30	185.13	71.50
TAVHL	48.93%	46.86%	48.84%	50.58%	51.28%	234.93	441.94	243.61	69.70
OYAKC	2.39%	2.51%	2.42%	2.67%	3.35%	96.00	83.61	92.47	67.41
LINK	10.18%	10.75%	10.25%	10.18%	10.79%	61.31	4.47	54.16	61.37
CIMSA	6.91%	7.28%	7.04%	7.63%	8.14%	122.93	86.58	110.55	51.80
RYGYO	25.32%	25.28%	25.50%	25.23%	25.73%	40.87	45.48	22.56	49.76
KOZAL	18.22%	18.07%	17.94%	16.11%	16.59%	-163.44	-148.03	-135.86	47.92
ALCTL	1.66%	1.57%	1.46%	1.76%	2.19%	53.63	61.87	72.97	43.20
MGROS	26.89%	28.54%	26.82%	26.95%	27.34%	44.96	-120.21	51.80	38.26
PKART	30.48%	30.95%	30.49%	30.85%	31.23%	75.18	28.26	74.36	38.02
ISFIN	9.30%	9.07%	9.28%	9.50%	9.84%	53.06	76.71	55.30	33.66
ANHYT	15.00%	13.10%	14.97%	14.95%	15.27%	26.96	217.20	30.19	32.55
KOZAA	17.08%	19.69%	17.38%	17.38%	17.71%	63.01	-198.50	32.78	32.40
AGESA	42.41%	40.43%	42.35%	42.39%	42.70%	29.25	227.30	35.58	31.41
POLHO	8.33%	6.38%	8.25%	8.65%	8.96%	63.21	257.79	71.34	30.55
TERA	18.97%	18.69%	18.87%	19.33%	19.63%	65.69	93.86	76.11	30.01
INDES	7.26%	7.10%	7.10%	8.18%	8.47%	121.57	137.44	137.58	28.94
FROTO	33.29%	34.77%	33.24%	31.18%	31.46%	-183.83	-331.37	-178.68	27.51
KLRHO	17.94%	17.59%	17.95%	17.96%	18.23%	28.94	63.95	27.88	27.44
GUBRF	9.87%	8.75%	9.59%	11.71%	11.98%	210.90	323.21	238.48	26.44
TTRAK	23.18%	21.02%	23.11%	24.21%	24.45%	127.20	343.35	134.23	24.15
BIZIM	0.80%	0.84%	0.80%	1.81%	2.03%	122.31	119.26	122.63	21.63
BRISA	7.45%	7.79%	7.40%	8.00%	8.21%	75.76	42.22	81.24	21.23
RAYSG	91.50%	91.26%	91.49%	91.78%	91.97%	47.93	71.01	48.07	19.45
PETUN	0.38%	0.15%	0.31%	1.21%	1.40%	102.59	124.75	109.34	19.23
PENTA	7.09%	5.20%	6.96%	8.18%	8.36%	126.82	316.36	139.96	17.96
AKFYE	39.02%	39.11%	38.98%	39.13%	39.31%	29.12	19.52	33.15	17.82
SAHOL	38.53%	38.66%	38.28%	38.14%	38.32%	-20.68	-33.52	4.22	17.69
VESTL	5.87%	6.77%	5.78%	5.25%	5.42%	-45.13	-134.54	-35.53	17.45
ALCAR	0.09%	0.02%	0.14%	0.42%	0.58%	48.94	56.36	44.34	15.50
GOODY	49.40%	49.24%	49.41%	49.50%	49.65%	24.85	40.56	23.49	14.54
ANSGR	8.84%	8.56%	8.82%	9.19%	9.33%	48.63	77.33	50.80	14.30
TKFEN	19.15%	18.94%	19.03%	17.98%	18.12%	-102.88	-82.31	-91.63	14.22
OZKGY	7.09%	7.58%	7.11%	7.29%	7.43%	34.44	-15.42	32.38	14.06
BIENY	1.02%	1.04%	0.99%	0.98%	1.12%	10.38	8.58	13.42	14.04
AKGRT	19.32%	19.33%	19.22%	19.35%	19.49%	16.07	15.20	26.73	13.76
ALKIM	5.76%	6.01%	5.75%	6.09%	6.22%	46.06	20.82	47.54	13.46
ELITE	0.17%	0.00%	0.10%	0.01%	0.14%	-3.03	13.29	3.76	13.07
LYDHO	6.29%	6.60%	6.24%	6.45%	6.58%	28.53	-2.61	33.49	12.55
SOKM	32.94%	33.93%	33.21%	32.32%	32.45%	-49.57	-148.14	-76.68	12.27
GWIND	8.53%	9.03%	8.44%	8.52%	8.63%	9.90	-39.69	18.59	11.01
KMPUR	5.49%	6.61%	5.46%	5.55%	5.65%	16.35	-95.35	18.77	10.37
CLEBI	3.28%	4.23%	3.28%	3.63%	3.73%	44.79	-50.25	44.53	9.53
RGYAS	10.52%	9.21%	10.41%	11.68%	11.77%	125.17	256.31	136.45	9.22
RYSAS	59.46%	58.74%	59.39%	59.61%	59.70%	24.30	96.21	31.62	9.08
TMSN	4.03%	4.14%	3.97%	3.98%	4.07%	3.83	-7.78	10.05	8.84

DYOBY	0.58%	0.42%	0.58%	1.05%	1.14%	55.69	71.74	55.79	8.43
ESEN	4.38%	11.28%	11.49%	2.86%	2.94%	-143.45	-834.11	-854.70	8.33
NETAS	0.36%	0.85%	0.26%	0.14%	0.22%	-13.89	-63.57	-4.19	7.47
BERA	9.77%	9.62%	9.72%	9.82%	9.89%	11.20	26.81	17.05	7.02
ECZYT	2.97%	3.70%	2.91%	2.94%	3.01%	3.84	-69.31	10.20	6.94
YKSLN	0.35%	0.38%	0.36%	1.33%	1.40%	104.89	101.83	104.10	6.48
SARKY	4.40%	5.97%	4.40%	4.74%	4.81%	40.36	-116.02	40.80	6.31
MNDTR	82.35%	82.35%	82.35%	82.44%	82.50%	14.34	14.42	14.34	6.00
KRVGD	11.15%	10.97%	11.11%	11.31%	11.37%	21.86	39.94	25.77	5.88
IPEKE	6.10%	5.39%	6.27%	8.27%	8.33%	222.56	293.19	205.40	5.67
CWENE	9.52%	8.75%	9.49%	9.44%	9.50%	-2.72	74.75	0.30	5.37
AKSGY	5.09%	27.62%	5.07%	5.05%	5.11%	1.22	-2251.33	3.08	5.19
PINSU	0.25%	0.14%	0.18%	0.59%	0.64%	39.14	50.62	46.25	5.14
ISGYO	10.80%	10.76%	10.77%	10.98%	11.03%	22.80	26.95	26.24	4.89
MAGEN	32.05%	31.04%	30.97%	32.26%	32.31%	26.15	126.63	134.33	4.76
NTHOL	5.52%	4.27%	5.60%	5.47%	5.51%	-1.31	123.62	-9.18	3.94
THYAO	25.13%	24.61%	24.81%	26.18%	26.22%	108.92	161.62	141.15	3.87
BUCIM	3.74%	3.73%	3.73%	3.93%	3.96%	22.20	22.98	23.33	3.39
SMRTG	12.08%	11.34%	12.01%	12.35%	12.39%	30.25	104.73	37.14	3.09
BRYAT	3.63%	2.72%	3.63%	3.86%	3.89%	26.66	117.60	26.66	2.91
GOLTS	5.71%	5.30%	5.86%	5.66%	5.69%	-2.11	38.76	-17.15	2.75
ESCOM	0.91%	0.70%	0.80%	0.85%	0.88%	-3.79	17.68	7.45	2.68
IMASM	3.36%	3.38%	3.35%	3.60%	3.63%	26.53	25.00	27.58	2.59
CRFSA	9.72%	9.66%	9.72%	9.77%	9.79%	6.92	12.87	6.87	2.44
KCHOL	49.09%	52.04%	49.79%	47.94%	47.96%	-112.99	-408.22	-182.90	2.41
EUREN	6.88%	5.94%	7.08%	7.28%	7.31%	43.09	137.15	22.19	2.25
NUHCM	17.92%	17.36%	17.94%	17.98%	18.00%	7.84	63.90	6.35	2.12
ESCAR	17.04%	17.09%	16.75%	17.52%	17.54%	49.89	45.07	79.12	2.11
ECILC	7.25%	6.63%	7.18%	7.31%	7.33%	8.06	69.65	15.41	1.84
VERUS	38.87%	38.83%	38.86%	38.94%	38.96%	8.77	13.47	10.08	1.73
ZRGYO	5.76%	5.54%	5.75%	5.82%	5.83%	7.80	29.04	8.97	1.50
SNGYO	4.35%	4.59%	4.36%	4.40%	4.42%	6.67	-17.27	5.48	1.45
DESA	10.17%	10.13%	10.17%	10.41%	10.43%	25.18	29.20	25.34	1.25
KCAER	16.55%	16.85%	17.42%	16.66%	16.67%	12.27	-17.93	-75.13	1.17
GOZDE	6.01%	6.33%	6.11%	5.83%	5.84%	-16.65	-48.84	-27.38	1.08
DGNMO	0.70%	0.56%	0.70%	0.80%	0.81%	11.29	24.86	11.15	0.94
KZBGY	3.25%	3.19%	2.97%	3.87%	3.88%	62.66	69.05	91.24	0.86
POLTK	40.82%	40.52%	40.83%	40.93%	40.94%	11.17	41.73	11.12	0.71
CCOLA	78.84%	78.54%	78.69%	79.43%	79.44%	60.03	89.58	75.05	0.26
TUKAS	2.26%	1.91%	2.25%	2.56%	2.56%	30.36	65.47	31.36	0.21
INVES	8.60%	8.63%	8.60%	8.60%	8.60%	-0.04	-3.33	-0.04	0.02
KLNMA	0.06%	0.06%	0.06%	0.06%	0.06%	0.00	0.00	0.00	0.00
LKMNH	6.75%	6.35%	6.72%	6.82%	6.82%	7.19	46.48	9.93	-0.02
DEVA	0.51%	0.49%	0.50%	0.51%	0.50%	-0.24	1.73	0.20	-0.16
GESAN	8.09%	7.27%	8.08%	8.72%	8.72%	62.19	144.65	63.91	-0.23
AYDEM	8.51%	8.36%	8.40%	8.41%	8.40%	-10.96	3.91	0.73	-0.45
SMART	0.54%	0.29%	0.51%	0.30%	0.29%	-24.14	0.00	-21.86	-0.48
KAREL	3.23%	3.32%	3.11%	3.33%	3.32%	9.44	0.02	20.74	-0.66
KARTN	1.10%	1.09%	1.10%	1.10%	1.09%	-1.08	-0.15	-0.57	-0.72
ASELS	31.15%	30.65%	31.22%	30.17%	30.16%	-99.08	-49.16	-106.38	-0.77
MAALT	0.01%	0.01%	0.00%	0.15%	0.14%	12.93	13.35	13.57	-0.89
IHAAS	31.71%	32.84%	31.71%	31.72%	31.71%	0.00	-112.97	0.00	-1.04
KONYA	5.20%	5.08%	5.19%	5.26%	5.25%	4.27	16.89	5.39	-1.14
NTGAZ	1.98%	0.31%	1.91%	2.69%	2.68%	69.51	236.29	76.42	-1.17
KARSN	2.62%	2.46%	2.54%	2.54%	2.53%	-9.76	6.39	-0.88	-1.29
BAGFS	4.79%	3.53%	4.64%	4.81%	4.79%	0.51	126.11	15.82	-1.36
CANTE	4.45%	6.85%	4.36%	3.86%	3.84%	-60.91	-300.87	-52.37	-1.71
EGEEN	9.70%	9.25%	9.67%	9.56%	9.54%	-15.75	29.10	-13.09	-1.72
GLYHO	21.59%	21.89%	21.56%	21.64%	21.62%	3.59	-27.15	5.95	-1.73
GENIL	19.98%	19.87%	20.00%	19.90%	19.89%	-9.01	2.14	-11.60	-1.75
AFYON	0.40%	0.30%	0.21%	0.64%	0.62%	21.79	31.61	40.87	-2.10
OYYAT	6.10%	7.86%	6.05%	6.27%	6.24%	14.20	-161.73	19.67	-2.24
TURSG	5.64%	5.05%	5.68%	5.69%	5.67%	2.63	62.13	-0.67	-2.27

ASUZU	6.21%	6.31%	6.14%	6.16%	6.13%	-8.05	-17.99	-0.72	-2.68
ULKER	10.96%	12.08%	10.88%	10.49%	10.47%	-48.97	-161.83	-41.20	-2.74
CEMTS	2.06%	1.84%	2.03%	2.56%	2.53%	47.44	69.31	50.45	-2.93
KERVT	2.96%	2.95%	2.94%	2.82%	2.79%	-16.80	-16.40	-15.49	-3.00
CMBTN	0.90%	0.90%	0.92%	0.90%	0.87%	-2.66	-3.23	-5.52	-3.05
UNLU	1.89%	1.34%	1.87%	1.80%	1.77%	-12.02	42.81	-10.28	-3.22
VAKFN	5.11%	14.37%	5.04%	5.31%	5.28%	17.03	-908.80	23.85	-3.27
AHGAZ	8.60%	8.35%	8.59%	8.79%	8.76%	15.84	41.01	17.00	-3.28
VESBE	12.37%	12.37%	12.42%	12.00%	11.96%	-40.61	-40.45	-45.37	-3.68
IZMDC	4.28%	4.31%	4.27%	4.33%	4.30%	1.19	-1.70	2.51	-3.95
AYGAZ	10.31%	9.85%	10.29%	10.37%	10.33%	1.67	47.66	4.06	-3.98
AKFGY	3.78%	3.65%	3.72%	3.72%	3.67%	-10.46	2.46	-4.47	-4.22
YEOTK	7.81%	6.72%	7.75%	7.99%	7.95%	13.93	122.54	19.66	-4.39
BFREN	24.10%	26.75%	24.09%	24.09%	24.05%	-5.14	-269.92	-4.66	-4.59
SURGY	2.62%	6.16%	2.94%	3.05%	3.00%	38.55	-315.75	6.77	-4.69
GSDHO	8.68%	8.57%	8.65%	8.70%	8.65%	-3.41	7.30	-0.70	-5.53
MPARK	26.61%	26.90%	26.70%	27.35%	27.29%	68.03	39.62	59.20	-5.65
OTKAR	9.65%	10.20%	9.58%	10.17%	10.11%	46.75	-8.65	53.56	-5.85
PETKM	9.37%	10.10%	9.53%	7.56%	7.50%	-186.88	-260.02	-203.20	-6.17
EUPWR	8.62%	8.25%	8.55%	8.88%	8.81%	19.58	56.47	26.25	-6.61
ORGE	9.76%	9.29%	9.81%	10.10%	10.03%	27.21	74.74	22.30	-6.67
PNSUT	0.73%	0.50%	0.68%	0.73%	0.66%	-6.99	15.77	-2.23	-6.86
GENTS	2.29%	2.07%	2.30%	2.15%	2.09%	-20.87	1.61	-21.96	-6.99
AKCNS	10.62%	10.15%	10.55%	10.82%	10.75%	12.55	60.02	20.15	-7.14
YATAS	9.58%	12.83%	9.61%	9.96%	9.89%	30.56	-293.80	28.04	-7.18
AGROT	3.96%	7.86%	3.92%	4.00%	3.93%	-3.71	-393.69	0.88	-7.32
BTCIM	10.51%	10.82%	10.51%	11.21%	11.14%	62.34	32.09	62.85	-7.66
YYLGD	4.19%	4.14%	4.17%	4.37%	4.29%	10.76	14.96	11.91	-7.71
AKSA	18.48%	17.57%	17.73%	19.49%	19.41%	93.18	184.04	168.88	-7.72
AGHOL	20.91%	20.19%	20.90%	20.64%	20.56%	-34.66	37.29	-33.62	-7.74
BIOEN	6.19%	6.54%	6.31%	6.25%	6.16%	-3.00	-37.97	-14.70	-8.67
SKBNK	4.15%	3.99%	4.00%	4.18%	4.09%	-5.66	10.92	9.53	-8.72
BASGZ	7.81%	7.01%	7.77%	7.66%	7.57%	-24.62	56.15	-19.68	-8.93
HTTBT	18.88%	19.25%	18.89%	18.78%	18.69%	-19.15	-55.20	-20.10	-9.11
TATGD	5.15%	5.30%	5.78%	6.06%	5.97%	81.27	66.23	18.85	-9.36
HEKTS	9.94%	11.73%	9.74%	8.69%	8.58%	-135.83	-315.08	-116.58	-11.12
KAYSE	8.14%	8.36%	8.09%	8.10%	7.99%	-14.82	-36.61	-10.24	-11.39
AKSEN	3.78%	3.79%	3.77%	3.85%	3.73%	-5.14	-6.36	-3.62	-11.45
TOASO	24.26%	31.97%	24.07%	21.10%	20.98%	-327.10	-1098.48	-308.35	-11.76
ISDMR	5.43%	5.70%	5.37%	5.56%	5.43%	0.26	-26.81	5.48	-12.78
KLSEK	5.57%	8.10%	5.50%	5.49%	5.36%	-21.26	-274.12	-14.02	-12.81
TRGYO	9.70%	10.36%	9.68%	11.46%	11.32%	162.43	95.92	163.92	-13.72
ADGYO	0.87%	0.54%	0.91%	0.78%	0.64%	-23.62	9.91	-27.10	-14.67
SASA	8.68%	9.22%	8.66%	7.05%	6.90%	-177.95	-231.50	-175.61	-14.92
TRCAS	0.89%	0.76%	0.85%	1.21%	1.05%	16.71	29.40	19.94	-15.09
MTRKS	0.77%	0.86%	0.57%	0.88%	0.72%	-4.61	-13.80	15.61	-16.05
ALGYO	2.80%	1.95%	2.64%	3.38%	3.21%	40.88	126.00	56.72	-16.94
ENJSA	17.57%	17.69%	17.48%	18.80%	18.62%	104.73	93.41	113.95	-17.49
EBEBK	8.60%	8.62%	8.59%	8.21%	8.03%	-56.55	-58.47	-55.83	-17.73
BSOKE	10.95%	16.61%	11.11%	10.53%	10.35%	-60.68	-626.54	-76.65	-17.93
SKTAS	0.01%	0.05%	0.02%	0.79%	0.59%	57.99	53.65	57.06	-19.59
TABGD	16.27%	17.06%	16.00%	16.87%	16.66%	39.57	-39.65	66.78	-20.18
TUPRS	24.67%	26.30%	24.68%	24.08%	23.87%	-80.07	-242.64	-80.91	-20.73
QUAGR	4.04%	4.00%	4.00%	4.39%	4.18%	14.61	17.76	18.11	-21.33
KORDS	6.58%	7.39%	6.43%	6.54%	6.32%	-26.06	-106.71	-10.83	-21.34
KRDMA	7.37%	9.68%	7.42%	7.24%	7.00%	-37.16	-267.90	-42.26	-24.00
SELEC	14.27%	13.17%	14.26%	14.31%	14.06%	-20.98	89.54	-19.22	-24.28
DOHOL	16.28%	14.26%	16.37%	16.73%	16.40%	12.38	214.39	3.94	-32.18
EREGL	15.84%	16.37%	15.70%	13.34%	13.00%	-283.58	-336.82	-270.32	-33.87
ENKAI	32.18%	29.11%	32.17%	31.20%	30.84%	-133.78	172.96	-133.13	-35.69
BRSAN	8.46%	8.12%	8.40%	7.57%	7.21%	-124.62	-91.12	-119.15	-35.83
ISMEN	28.27%	24.55%	28.17%	29.01%	28.62%	34.99	407.59	45.82	-38.38
KONTR	8.67%	9.79%	8.85%	7.02%	6.62%	-205.81	-317.03	-223.32	-40.41



<b>LOGO</b>	35.42%	33.67%	35.31%	35.53%	35.11%	-30.51	143.65	-19.72	-41.66
<b>ALARK</b>	10.18%	10.17%	9.97%	9.71%	9.25%	-93.16	-91.32	-71.61	-45.92
<b>DOAS</b>	15.40%	14.60%	15.66%	12.47%	12.00%	-339.78	-259.83	-365.69	-47.15
<b>ARDYZ</b>	2.17%	2.15%	2.16%	2.79%	2.31%	13.24	15.34	14.61	-48.56
<b>HLGYO</b>	1.33%	0.84%	0.97%	1.46%	0.97%	-35.66	13.42	0.32	-48.74
<b>VAKKO</b>	17.93%	22.46%	18.43%	13.92%	13.41%	-451.29	-904.48	-501.73	-50.54
<b>ZOREN</b>	11.03%	10.53%	10.84%	9.90%	9.35%	-167.99	-117.34	-148.26	-54.41
<b>DOCO</b>	19.38%	13.99%	18.46%	19.78%	19.20%	-17.70	521.05	74.24	-58.17
<b>BIMAS</b>	47.96%	48.43%	47.86%	47.67%	47.08%	-87.91	-134.43	-78.09	-58.79
<b>ODAS</b>	7.00%	7.07%	6.78%	6.35%	5.75%	-125.12	-132.53	-103.28	-60.68



# AKYatırım

Bu rapor, Ak Yatırım Menkul Değerler A.Ş. tarafından, güvenilir olduğuna inanılan kaynaklardan elde edilen bilgi ve veriler kullanılarak hazırlanmıştır. Raporunda yer alan ifadeler, hiçbir şekilde veya suretle alış veya satış teklifi olarak değerlendirilmemelidir. Ak Yatırım, bu bilgilerin doğru, eksiksiz ve değişmez olduğunu garanti etmemektedir. Bu sebeple, okuyucuların, bu raporlardan elde edilen bilgilere dayanarak hareket etmeden önce, bilgilerin doğruluğunu teyit ettirmeleri önerilir ve bu bilgilere dayanarak aldıkları kararlarda sorumluluk kendilerine aittir. Bilgilerin eksikliği ve yanlışlığından Ak Yatırım hiçbir şekilde sorumlu tutulamaz. Ayrıca, Ak Yatırım'ın ve Akbank'ın tüm çalışanları ve danışmanlarının, herhangi bir şekilde bilgiler dolayısıyla ortaya çıkabilecek, doğrudan veya dolaylı zararlarla ilgili herhangi bir sorumluluğu yoktur. Burada yer alan bilgiler, bir yatırım tavsiyesi, yatırım aracının alım-satım önerisi ya da getiri vaadi değildir ve Yatırım Danışmanlığı kapsamında yer almamaktadır. Yatırım Danışmanlığı hizmeti; aracı kurumlar, portföy yönetim şirketleri, mevduat kabul etmeyen bankalar ile müşteri arasında imzalanacak Yatırım Danışmanlığı sözleşmesi çerçevesinde sunulmaktadır. Bunlara ilaveten, Ak Yatırım, raporların İnternet üzerinden e-mail yoluyla alınması durumunda virüs, hatalı gönderim veya diğer herhangi bir teknik sebepten dolayı alıcının donanımına veya yazılımına gelebilecek herhangi bir zarardan dolayı sorumlu tutulamaz.

© Ak Yatırım Menkul Değerler A.Ş.