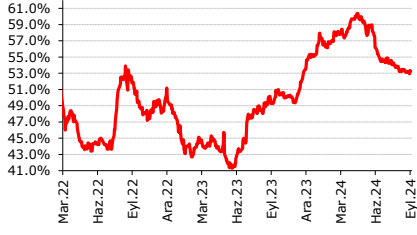
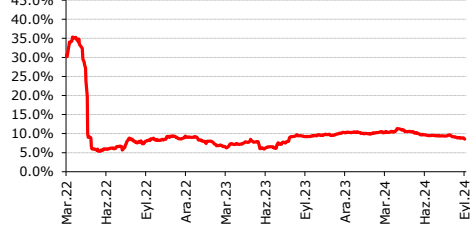


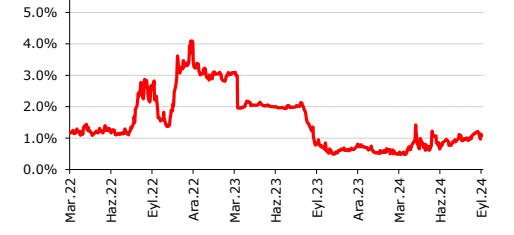
AKBNK -



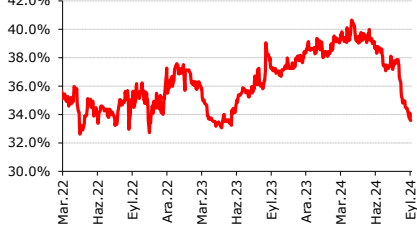
GARAN -



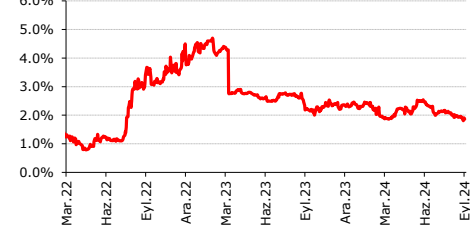
HALKB -



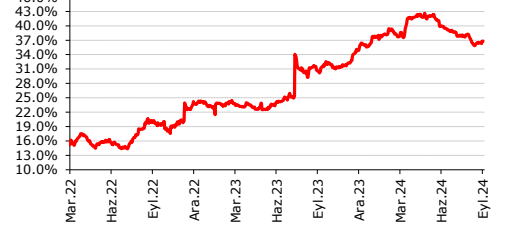
ISCTR -



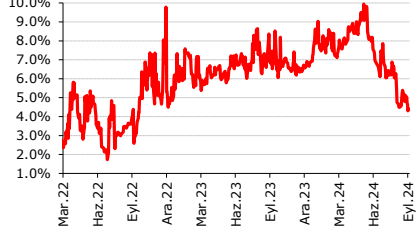
VAKBN -



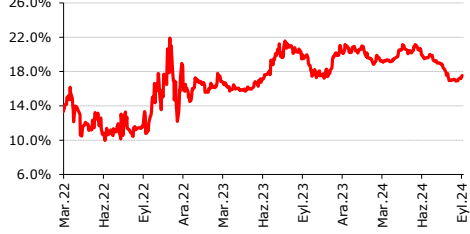
YKBNK -



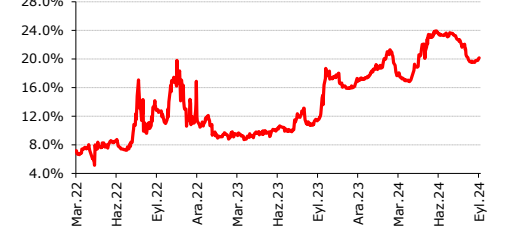
SKBNK -



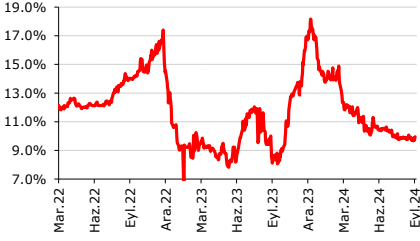
TSKB -



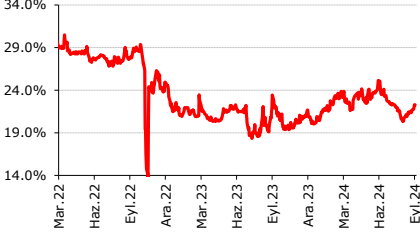
ALBRK -



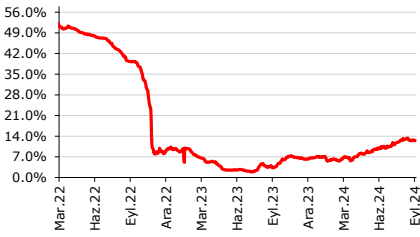
## AKCNS



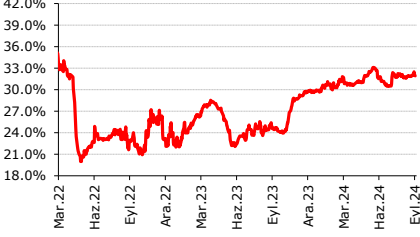
## AKGRT



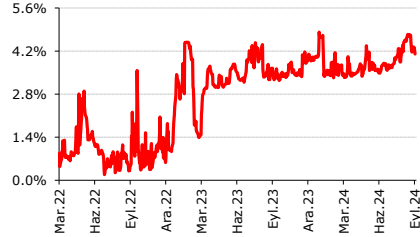
## ANHYT



## ASELS



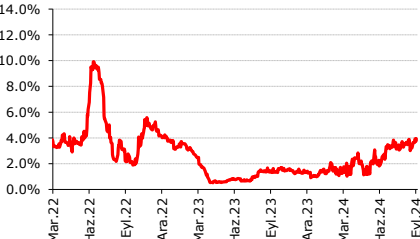
## BAGFS



## BIZIM



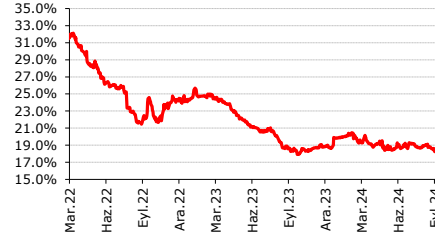
## CLEBI



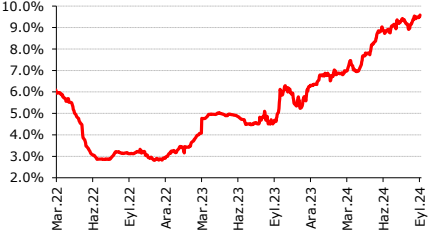
## AEFES



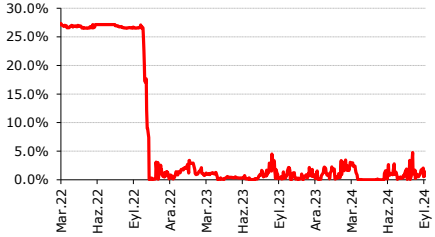
## AKSA



## ANSGR



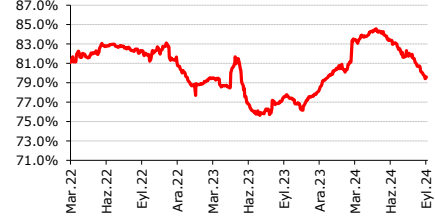
## FONET



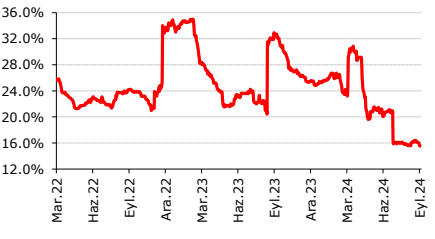
## YATAS



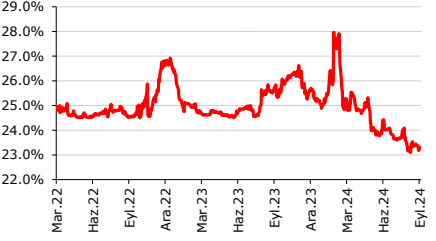
## CCOLA



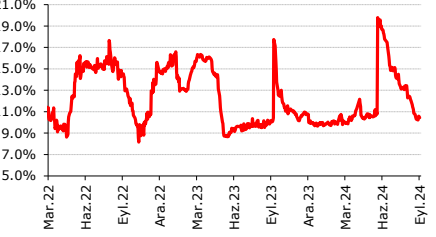
## DOAS



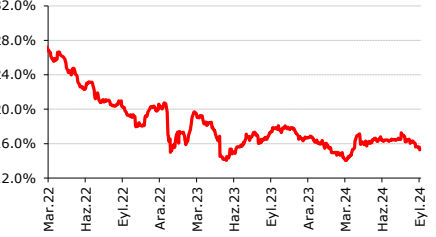
## ARENA



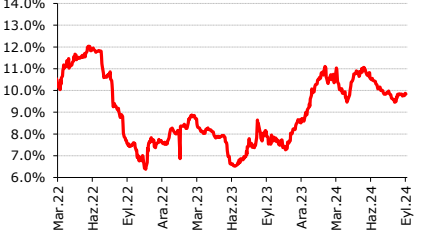
## ALARK



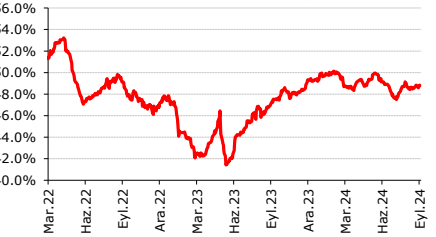
## ARCLK



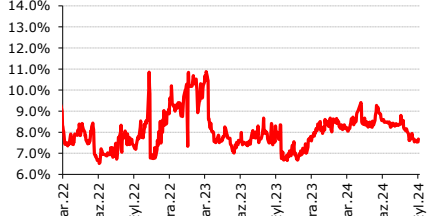
## AYGAZ



## BIMAS

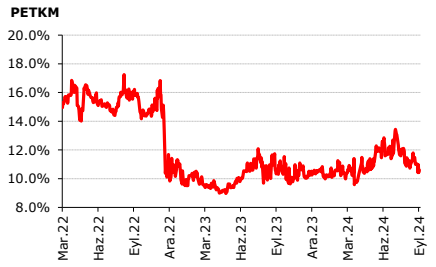
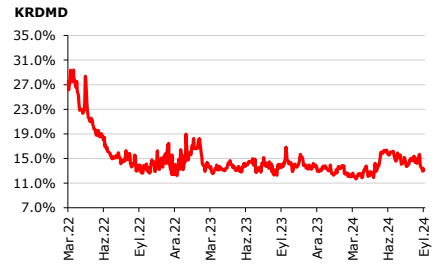
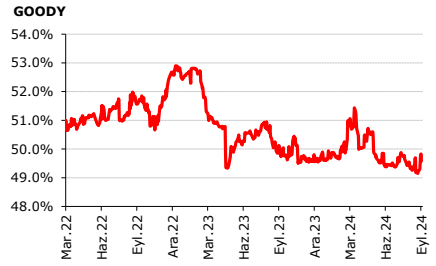
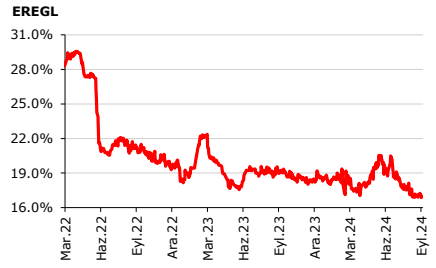
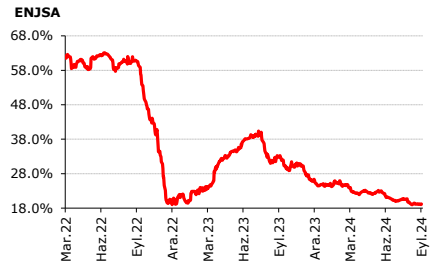
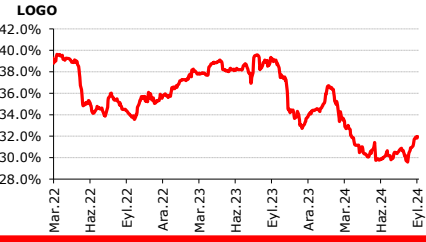
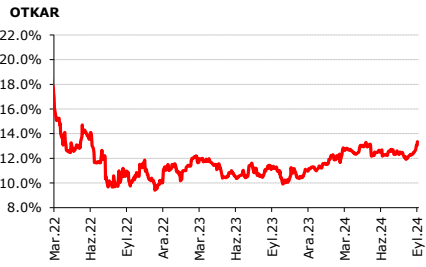
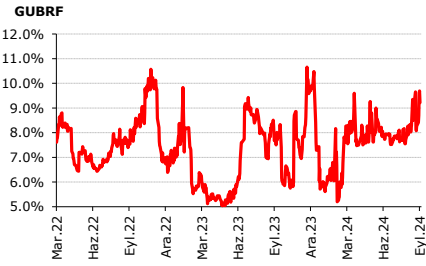
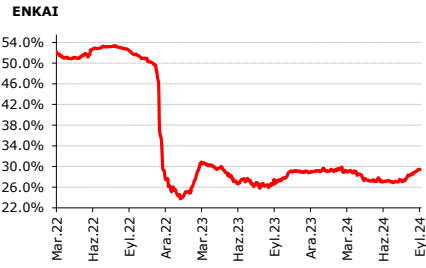
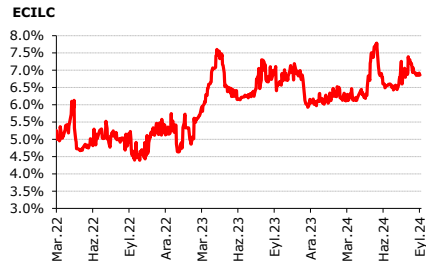
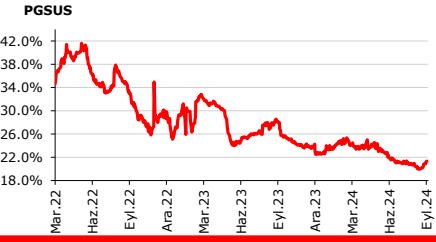
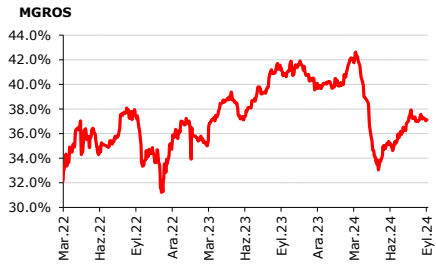
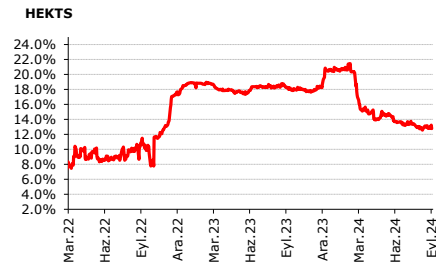
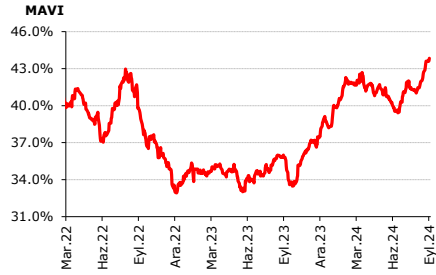


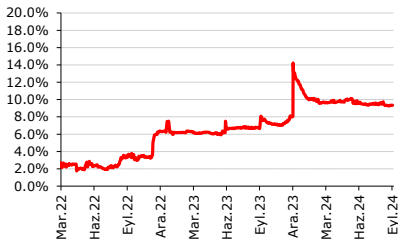
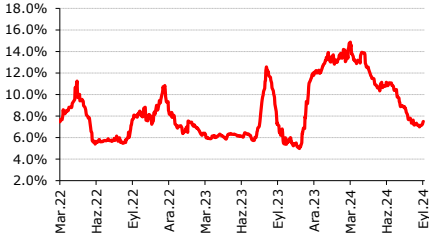
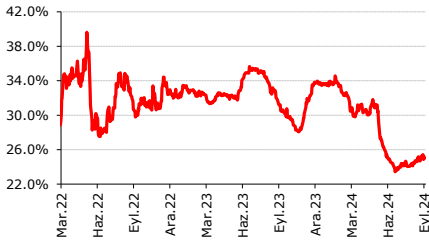
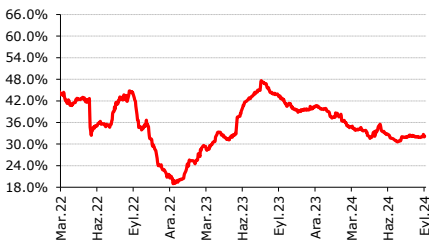
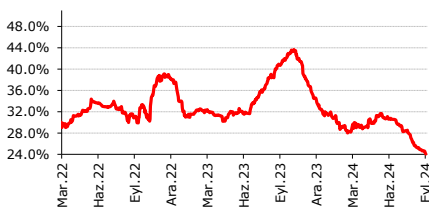
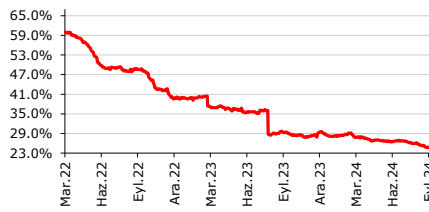
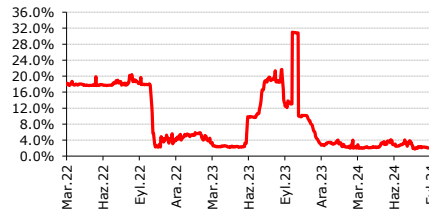
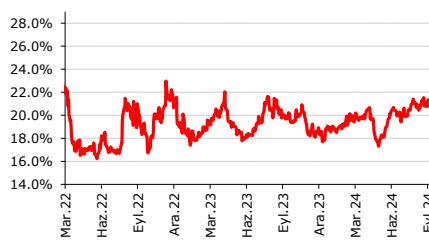
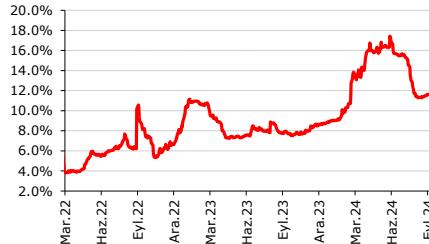
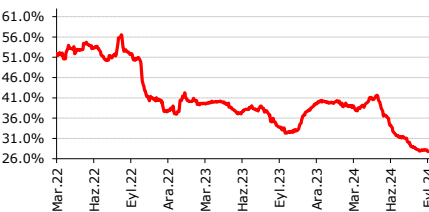
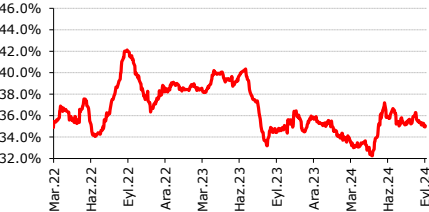
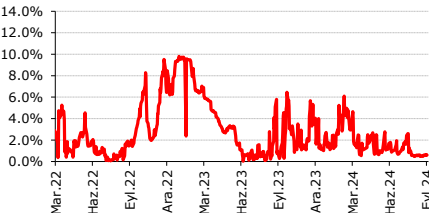
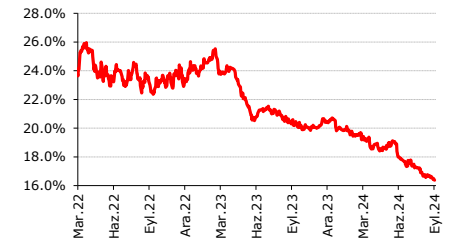
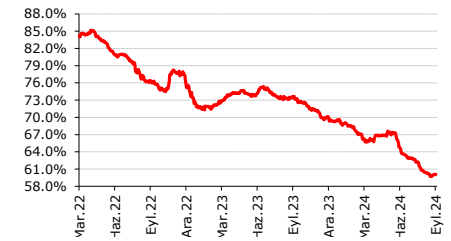
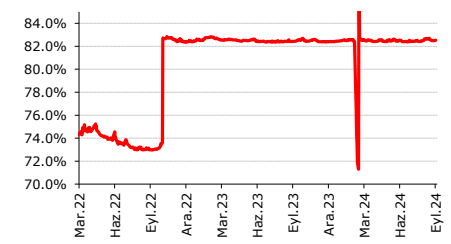
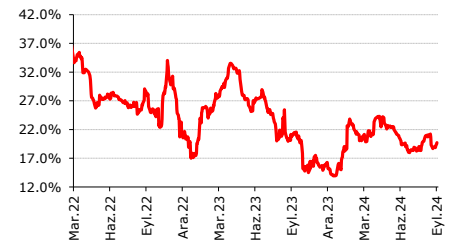
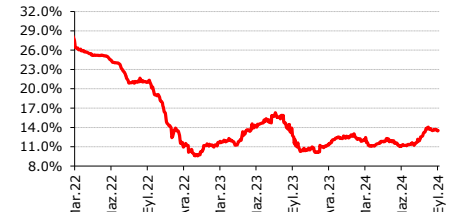
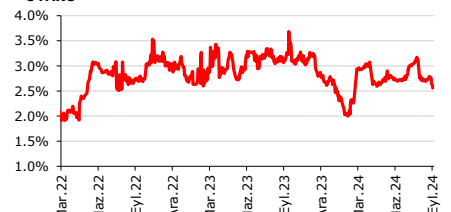
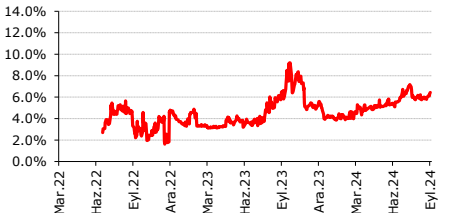
## CIMS A



## DOHOL





**SASA****INDES****THYAO****TOASO****TTRAK****MPARK****UNLU****SELEC****TAVHL****TKFEN****VESEB****TUPRS****SOKM****YKSLN****SISE****TCELL****MNDTR****TTKOM****ULKER****OYAKC****EUREN**

Son 1 haftaya göre yabancı takas değişim sıralaması (Citi-Deut)

Hisse	29.12.2023	03.06.2024	02.08.2024	29.08.2024	06.09.2024	YBB (bazp)	3ay (bazp)	1ay (bazp)	1 hafta(bazp)
TSKB	20.23%	20.51%	17.59%	17.11%	17.55%	-267.84	-296.21	-4.66	43.58
ALBRK	17.41%	23.88%	21.92%	19.79%	20.17%	276.17	-371.03	-174.96	37.56
YKBNK	35.58%	41.05%	38.18%	36.47%	36.81%	122.34	-424.45	-137.68	33.84
AKBNK	55.05%	58.00%	53.75%	53.17%	53.24%	-181.73	-476.33	-51.71	6.52
VAKBN	2.42%	2.48%	2.08%	1.95%	1.86%	-55.85	-61.64	-22.05	-8.77
HALKB	0.71%	0.81%	0.96%	1.21%	1.08%	37.11	26.97	12.27	-13.16
GARAN	10.34%	9.65%	9.67%	8.86%	8.57%	-177.47	-108.28	-109.70	-28.92
ISCTR	38.65%	39.12%	37.86%	34.31%	33.58%	-506.86	-553.39	-427.91	-72.56
NATEN	24.65%	24.79%	26.81%	26.51%	29.04%	438.47	425.19	222.75	252.37
GENIL	20.76%	17.95%	19.31%	19.94%	21.35%	58.92	340.05	204.16	140.94
LYDHO	4.32%	2.55%	3.28%	4.72%	5.92%	159.26	337.08	263.21	119.51
ADGYO	4.46%	0.46%	2.56%	3.99%	5.08%	61.58	461.69	251.05	108.51
CRFSA	12.70%	9.46%	8.77%	9.03%	10.08%	-261.61	61.98	131.42	105.53
AGESA	26.34%	39.75%	40.79%	40.63%	41.59%	1524.46	183.99	79.88	96.07
LKMNH	4.12%	11.00%	8.95%	8.83%	9.78%	566.05	-121.79	83.13	95.21
GUBRF	7.39%	8.22%	7.71%	8.26%	9.21%	182.50	99.03	150.14	94.90
AEFES	56.32%	55.41%	52.52%	54.06%	55.01%	-131.47	-40.00	248.29	94.45
PEKGY	18.30%	6.58%	4.53%	4.54%	5.45%	-1284.48	-112.54	91.97	91.49
OTKAR	11.13%	12.63%	12.26%	12.49%	13.35%	221.84	71.74	108.82	85.25
OZKGY	7.04%	6.72%	7.90%	8.69%	9.52%	247.94	279.45	161.55	82.86
TTKOM	13.94%	21.03%	19.87%	18.94%	19.72%	578.43	-130.57	-14.52	78.36
EBEBK	9.42%	6.63%	8.07%	8.64%	9.41%	-1.30	277.98	134.06	76.98
TRGYO	8.81%	10.26%	9.58%	10.22%	10.87%	206.73	61.52	129.60	65.59
EKGYO	14.26%	15.81%	14.58%	14.70%	15.34%	108.22	-46.75	75.37	64.01
AKGRT	20.05%	24.00%	20.63%	21.68%	22.29%	223.31	-171.45	165.93	60.79
SELEC	18.40%	19.31%	12.59%	12.59%	13.20%	-520.38	-611.12	61.04	60.42
INVES	14.36%	8.22%	8.04%	8.31%	8.89%	-546.72	66.41	84.66	57.38
CANTE	5.01%	7.46%	6.77%	7.13%	7.69%	267.89	23.34	91.69	55.86
TKFEN	18.79%	19.78%	21.04%	20.81%	21.36%	256.52	157.48	32.11	54.30
TERA	20.16%	21.58%	17.79%	22.52%	23.05%	288.76	146.89	525.95	52.44
AYDEM	6.08%	8.99%	10.05%	10.39%	10.91%	483.43	192.69	86.30	52.32
PGSUS	22.60%	22.84%	20.70%	20.83%	21.35%	-125.28	-149.54	64.72	52.08
KCAER	13.70%	15.35%	16.00%	16.24%	16.74%	303.97	139.08	74.42	49.74
MTRKS	10.04%	1.95%	1.19%	3.44%	3.93%	-611.01	198.37	273.93	48.52
LINK	0.76%	2.87%	9.32%	9.44%	9.90%	913.39	702.31	57.98	45.39
GESAN	8.65%	7.23%	7.53%	7.12%	7.56%	-109.01	32.86	2.44	43.29
EUREN	4.02%	5.32%	5.85%	6.01%	6.43%	241.44	111.15	58.33	42.19
BIZIM	3.59%	2.43%	1.82%	0.97%	1.38%	-221.11	-105.20	-44.18	41.23
GLYHO	20.07%	21.04%	20.98%	21.25%	21.66%	158.64	61.98	68.19	41.15
SKTAS	0.56%	0.46%	2.25%	0.53%	0.93%	36.90	46.65	-132.37	40.01
EUPWR	8.35%	8.53%	9.37%	8.34%	8.74%	38.87	20.99	-63.62	39.69
GOODY	49.73%	49.84%	49.45%	49.20%	49.58%	-14.73	-26.56	13.13	38.24
ORGE	6.86%	13.29%	12.88%	14.28%	14.66%	780.49	137.80	178.80	38.21
TAVHL	42.60%	47.18%	45.86%	46.66%	47.04%	443.66	-14.03	118.01	37.67
POLHO	7.50%	6.00%	6.62%	6.88%	7.26%	-24.22	125.62	63.95	37.57
INDES	12.03%	10.82%	7.75%	7.13%	7.50%	-453.10	-332.17	-24.88	37.15
ISFIN	18.57%	15.15%	10.94%	10.19%	10.56%	-800.90	-458.72	-38.40	37.06
AFYON	1.11%	0.93%	0.73%	1.31%	1.65%	54.07	72.22	91.91	34.10
ESCAR	12.99%	18.49%	18.05%	18.57%	18.90%	590.74	40.87	85.04	33.21
GWIND	10.23%	11.26%	8.20%	8.11%	8.44%	-178.61	-281.74	24.05	33.01
TMSN	1.74%	1.77%	1.21%	1.63%	1.95%	21.12	18.41	73.89	32.09
HLGYO	0.65%	1.31%	1.38%	1.27%	1.58%	92.83	27.28	19.71	31.45
BERA	10.41%	9.63%	9.47%	9.87%	10.18%	-22.82	55.06	70.29	31.16
BIENY	4.62%	3.96%	3.00%	3.22%	3.54%	-108.79	-42.78	53.44	31.15
SNGYO	4.19%	4.33%	5.37%	6.40%	6.68%	249.32	235.54	130.72	28.40
CLEBI	1.09%	1.93%	3.71%	3.66%	3.93%	284.67	200.84	21.89	27.45
LOGO	34.43%	29.87%	30.67%	31.70%	31.98%	-245.45	211.10	131.01	27.39
BRSAN	13.16%	8.97%	7.36%	7.85%	8.11%	-504.27	-86.04	75.09	26.53
ENKAI	29.16%	27.09%	27.62%	29.16%	29.43%	27.06	233.67	180.80	26.50
VAKFN	13.94%	12.76%	14.68%	14.51%	14.78%	83.20	202.12	9.80	26.43

AKCNS	17.03%	10.70%	9.86%	9.70%	9.95%	-707.81	-74.49	9.12	25.04
KMPUR	8.26%	7.38%	7.63%	7.69%	7.94%	-31.38	56.24	30.90	24.97
MAVI	38.63%	40.36%	41.23%	43.60%	43.85%	521.77	348.82	261.79	24.73
BIOEN	11.96%	7.82%	7.25%	7.25%	7.50%	-445.74	-32.61	24.78	24.69
ESCOM	8.40%	13.89%	8.35%	0.90%	1.12%	-727.52	-1276.35	-722.88	22.56
DGNMO	1.09%	2.18%	1.42%	1.41%	1.62%	52.62	-56.82	19.87	20.96
YEOTK	5.19%	6.29%	6.50%	6.38%	6.58%	138.28	28.34	7.33	20.03
ARDYZ	2.69%	2.90%	3.10%	2.58%	2.78%	8.61	-12.22	-32.61	19.58
CEMTS	2.12%	1.93%	3.54%	2.19%	2.36%	23.78	43.08	-117.52	17.52
KERVT	1.84%	3.18%	3.56%	3.36%	3.51%	167.78	33.16	-4.33	15.29
MPARK	28.54%	26.60%	25.97%	24.79%	24.93%	-360.74	-167.20	-103.52	14.31
VAKKO	19.71%	21.48%	20.95%	20.95%	21.09%	138.37	-39.14	14.29	14.29
ALARK	9.69%	19.57%	13.32%	10.31%	10.45%	75.98	-912.20	-287.18	14.16
ALKIM	8.15%	7.10%	6.31%	6.27%	6.41%	-174.22	-68.37	10.43	13.80
CMBTN	0.68%	0.61%	0.85%	0.95%	1.09%	40.94	47.14	23.17	13.34
VESBE	8.75%	16.34%	11.75%	11.49%	11.63%	287.53	-470.85	-12.09	13.34
QUAGR	3.81%	4.15%	2.96%	4.45%	4.58%	76.91	42.69	161.57	12.72
SMART	4.50%	0.99%	1.00%	3.28%	3.41%	-108.67	242.34	240.93	12.52
ISGYO	12.01%	10.45%	10.71%	10.60%	10.72%	-128.47	27.53	0.76	11.77
ALCAR	0.47%	0.52%	0.17%	0.36%	0.48%	1.07	-4.58	30.56	11.64
NTGAZ	0.24%	0.70%	1.09%	2.52%	2.63%	239.49	192.61	154.34	11.53
PSGYO	5.37%	6.46%	1.63%	1.80%	1.91%	-346.09	-454.95	27.70	10.75
BRISA	10.05%	8.64%	8.63%	8.25%	8.36%	-169.78	-28.16	-27.61	10.63
UNLU	3.42%	3.80%	1.99%	2.01%	2.11%	-130.57	-168.90	12.73	10.35
TCELL	69.31%	66.01%	60.78%	59.97%	60.08%	-923.32	-593.70	-70.87	10.05
TOASO	39.76%	32.97%	32.23%	32.05%	32.15%	-761.45	-82.85	-8.36	9.92
YYLGD	3.28%	4.20%	4.35%	4.10%	4.20%	92.30	-0.07	-14.65	9.84
RAYSG	89.99%	92.01%	91.73%	91.91%	92.00%	200.70	-0.84	26.85	9.13
RYSAS	57.06%	58.25%	58.65%	58.68%	58.76%	170.79	51.54	11.84	8.86
MIATK	6.81%	9.91%	9.61%	9.66%	9.75%	294.33	-16.06	13.89	8.75
IMASM	4.32%	3.45%	3.68%	3.37%	3.46%	-85.84	0.50	-22.14	8.64
ALFAS	8.44%	9.15%	8.33%	8.08%	8.17%	-27.44	-98.64	-16.72	8.36
GSDHO	8.55%	9.41%	8.89%	8.74%	8.81%	25.26	-60.62	-8.90	7.01
AYGAZ	9.12%	10.67%	9.62%	9.77%	9.83%	71.75	-83.24	20.99	6.63
CWENE	7.45%	11.92%	10.81%	10.68%	10.75%	329.56	-117.88	-6.68	6.14
CIMSA	8.39%	8.86%	8.15%	7.63%	7.68%	-71.00	-117.99	-47.23	4.92
IZMDC	4.95%	4.18%	4.18%	4.18%	4.23%	-71.78	5.63	5.48	4.88
OYYAT	9.43%	7.76%	7.79%	7.74%	7.79%	-164.21	2.65	-0.32	4.82
MNDTR	82.43%	82.44%	82.47%	82.49%	82.54%	10.48	9.57	6.57	4.67
YATAS	14.90%	15.01%	14.95%	14.74%	14.79%	-11.11	-21.78	-15.81	4.61
MAALT	5.81%	2.36%	0.49%	0.19%	0.23%	-557.92	-213.10	-25.83	4.58
AKFGY	3.44%	4.44%	4.26%	3.82%	3.86%	42.10	-57.74	-40.02	3.77
ISMEN	29.05%	26.62%	24.34%	24.44%	24.48%	-457.04	-214.02	14.04	3.46
TUKAS	2.20%	1.82%	1.85%	1.89%	1.92%	-27.78	10.02	7.32	3.46
DEVA	1.84%	2.17%	0.97%	0.45%	0.48%	-135.29	-169.16	-48.54	3.06
GOZDE	6.47%	6.43%	6.48%	6.50%	6.53%	5.63	9.62	5.04	2.75
KORDS	8.87%	7.89%	8.46%	8.18%	8.21%	-65.94	32.15	-25.15	2.71
SASA	11.81%	9.85%	9.61%	9.33%	9.34%	-246.12	-50.31	-26.26	1.91
PENTA	19.08%	6.08%	6.37%	6.56%	6.58%	-1249.81	50.21	21.11	1.82
KRVGD	11.59%	11.56%	11.08%	11.28%	11.29%	-29.28	-26.67	21.53	1.41
BIMAS	49.36%	49.24%	49.14%	48.83%	48.84%	-52.17	-40.07	-30.06	0.72
AKSGY	27.31%	28.12%	27.80%	27.73%	27.74%	42.52	-38.20	-6.44	0.62
SARKY	6.47%	6.23%	6.01%	6.02%	6.02%	-44.74	-21.29	0.56	0.32
BUCIM	3.80%	3.56%	3.59%	3.81%	3.81%	1.09	25.25	22.51	0.12
UZEL	12.33%	12.34%	12.34%	12.34%	12.34%	0.21	0.00	0.00	0.00
KLNMA	6.85%	5.58%	5.52%	5.49%	5.49%	-135.62	-9.02	-3.20	0.00
YKSLN	1.14%	1.19%	0.60%	0.61%	0.60%	-53.82	-58.44	0.10	-0.29
VERUS	38.54%	39.57%	40.00%	40.23%	40.22%	168.15	65.41	22.07	-0.33
TATGD	7.29%	6.37%	5.48%	5.67%	5.66%	-163.21	-71.19	18.47	-0.48
AHGAZ	8.81%	10.97%	10.48%	10.42%	10.41%	160.02	-55.71	-6.95	-0.86
FROTO	39.04%	41.42%	38.66%	36.68%	36.67%	-237.13	-474.93	-198.67	-1.07
RYGYO	18.28%	22.49%	25.13%	24.79%	24.78%	649.73	228.15	-35.30	-1.30
KAREL	2.90%	4.81%	4.89%	5.10%	5.09%	218.62	27.19	20.17	-1.36

NTHOL	4.16%	4.24%	3.65%	3.62%	3.60%	-56.66	-64.29	-5.39	-2.20
DESA	12.09%	13.90%	11.04%	10.43%	10.41%	-168.35	-348.96	-63.62	-2.33
TURSG	2.45%	5.84%	6.24%	6.17%	6.15%	370.15	31.11	-9.07	-2.54
ENJSA	24.89%	22.33%	19.83%	19.21%	19.17%	-572.63	-316.76	-66.76	-4.03
ECILC	6.11%	6.90%	6.93%	6.90%	6.86%	75.41	-4.14	-7.16	-4.07
PETUN	0.96%	2.05%	1.75%	0.27%	0.22%	-73.67	-182.82	-152.33	-4.29
VESTL	7.99%	6.00%	6.90%	7.52%	7.47%	-52.29	146.68	56.41	-4.79
NETAS	0.38%	1.75%	2.05%	0.39%	0.34%	-3.61	-141.09	-170.84	-5.07
KARTN	1.20%	1.26%	1.17%	1.45%	1.40%	19.90	13.72	22.81	-5.20
HTTBT	16.49%	19.94%	19.32%	19.63%	19.58%	308.52	-36.18	25.63	-5.51
ALCTL	0.77%	3.22%	3.83%	2.83%	2.78%	200.77	-44.18	-105.15	-5.73
ECZYT	3.80%	4.11%	4.51%	4.40%	4.34%	53.89	23.23	-17.44	-6.25
BAGFS	4.00%	3.57%	4.01%	4.17%	4.11%	10.40	53.74	9.38	-6.38
ASUZU	6.76%	6.88%	6.19%	6.46%	6.39%	-36.95	-49.18	19.93	-7.00
KCHOL	59.84%	60.91%	56.88%	54.48%	54.40%	-544.21	-651.31	-247.53	-7.46
ZOREN	6.58%	8.31%	8.09%	8.51%	8.43%	184.70	12.04	34.28	-7.92
HEKTS	20.64%	14.38%	12.90%	12.87%	12.79%	-785.71	-159.27	-11.36	-8.05
ARENA	25.29%	23.85%	23.59%	23.39%	23.30%	-198.87	-55.38	-29.13	-8.83
NUHCM	18.93%	19.01%	17.50%	17.46%	17.37%	-155.56	-163.77	-12.97	-8.86
KONTR	8.91%	9.71%	11.27%	9.78%	9.68%	76.97	-2.69	-159.05	-9.86
ASELS	29.71%	32.66%	31.87%	32.03%	31.93%	222.39	-72.32	5.81	-9.88
PINSU	4.28%	3.19%	0.96%	0.67%	0.56%	-371.39	-262.39	-39.86	-10.85
POLTK	27.84%	32.15%	40.69%	40.74%	40.62%	1277.63	847.28	-6.89	-12.08
MGROS	40.09%	35.09%	37.21%	37.26%	37.13%	-295.75	204.05	-8.27	-12.35
TRCAS	1.54%	3.24%	2.42%	2.06%	1.93%	38.67	-131.14	-49.21	-13.23
DOHOL	16.91%	16.95%	15.34%	14.62%	14.48%	-243.39	-247.04	-85.79	-13.54
KONYA	6.21%	6.76%	5.97%	6.31%	6.18%	-3.64	-58.79	20.08	-13.91
ANHYT	6.76%	9.52%	12.77%	12.66%	12.52%	575.49	299.83	-24.89	-14.02
GENTS	11.90%	3.34%	3.21%	3.25%	3.10%	-879.20	-23.99	-10.83	-14.81
GOLTS	4.83%	7.48%	3.73%	3.64%	3.49%	-134.10	-399.56	-24.57	-15.42
ALGYO	2.19%	3.16%	3.88%	3.27%	3.12%	92.62	-3.84	-76.08	-15.60
EREGL	18.71%	19.91%	17.62%	17.08%	16.92%	-179.58	-299.64	-70.39	-15.71
KAYSE	12.55%	12.03%	9.85%	9.77%	9.61%	-293.37	-241.88	-23.67	-16.00
ULKER	12.32%	11.08%	13.21%	13.68%	13.52%	119.75	243.50	30.63	-16.65
AKSEN	3.64%	3.90%	3.79%	4.17%	3.99%	35.27	9.21	20.94	-17.36
ELITE	13.71%	1.08%	1.30%	1.95%	1.76%	-1195.05	67.91	45.95	-18.57
SMRTG	12.24%	11.10%	11.06%	11.18%	10.99%	-124.25	-11.00	-6.36	-18.97
DYOBY	0.50%	2.27%	1.17%	0.57%	0.37%	-13.50	-190.63	-79.91	-20.17
AKSA	18.69%	18.68%	18.68%	18.57%	18.37%	-32.47	-31.43	-31.66	-20.30
BMSTL	3.67%	1.15%	0.81%	1.65%	1.44%	-222.16	29.19	62.94	-20.43
THYAO	33.45%	25.74%	24.17%	25.22%	25.01%	-844.08	-73.64	83.39	-21.68
OYAKC	2.65%	2.77%	3.12%	2.79%	2.56%	-8.74	-21.16	-55.59	-22.84
CCOLA	79.41%	83.39%	81.59%	79.84%	79.60%	18.63	-379.51	-199.18	-24.06
SISE	20.62%	18.91%	16.90%	16.63%	16.37%	-424.56	-253.72	-52.66	-25.61
SOKM	35.29%	36.52%	35.22%	35.31%	35.04%	-24.36	-147.27	-18.04	-26.90
ISDMR	6.21%	5.95%	7.24%	6.56%	6.29%	7.68	33.96	-95.27	-27.68
AGHOL	21.82%	20.75%	20.39%	21.24%	20.93%	-88.96	18.57	54.38	-30.15
PNSUT	1.52%	1.47%	2.95%	1.71%	1.36%	-15.96	-10.13	-158.59	-34.54
DMRGD	1.61%	0.21%	1.31%	1.01%	0.63%	-97.93	42.43	-68.39	-38.37
ARCLK	16.19%	16.69%	16.22%	15.67%	15.27%	-91.93	-142.31	-95.56	-39.83
EGEEN	10.29%	10.80%	10.50%	11.24%	10.82%	53.57	2.51	32.19	-41.60
SAHOL	46.84%	49.43%	46.53%	43.91%	43.49%	-335.05	-594.96	-304.31	-42.14
BASGZ	4.25%	9.89%	10.36%	9.99%	9.56%	530.94	-32.71	-80.24	-43.15
IPEKE	7.09%	6.19%	7.60%	7.95%	7.52%	42.92	133.21	-7.86	-43.22
PETKM	10.55%	11.85%	11.06%	11.06%	10.62%	7.09	-123.16	-43.62	-44.37
TUPRS	40.20%	35.95%	28.88%	28.23%	27.77%	-1243.77	-818.40	-111.34	-45.98
KRDMD	13.78%	16.30%	14.82%	13.68%	13.11%	-67.35	-319.78	-171.83	-56.87
TKNSA	12.89%	15.54%	8.79%	4.96%	4.39%	-849.83	-1114.67	-439.74	-56.98
DOAS	25.04%	21.04%	15.80%	16.11%	15.53%	-950.95	-550.55	-27.23	-57.68
TTRAK	31.61%	30.75%	26.85%	24.66%	24.07%	-754.23	-668.03	-278.03	-59.80
BRYAT	4.93%	4.59%	3.43%	3.55%	2.88%	-204.88	-171.02	-54.25	-67.02
SKBNK	6.89%	7.96%	6.06%	5.12%	4.43%	-246.46	-353.49	-163.64	-69.39
DOCO	41.23%	27.59%	25.27%	23.75%	23.04%	-1819.25	-454.58	-222.34	-70.58

<b>KARSN</b>	2.67%	4.16%	2.82%	3.88%	3.04%	37.00	-111.47	22.36	-83.61
<b>MAGEN</b>	18.40%	48.24%	46.24%	46.05%	45.12%	2671.62	-312.02	-112.28	-93.74
<b>KOZAL</b>	24.01%	16.74%	17.76%	19.90%	18.86%	-514.59	212.37	110.45	-103.58
<b>KOZAA</b>	20.19%	16.62%	15.61%	15.55%	14.40%	-578.65	-221.87	-120.63	-115.00
<b>PKART</b>	31.85%	35.10%	34.92%	36.75%	35.58%	372.68	47.71	66.10	-117.15
<b>ODAS</b>	12.29%	11.39%	10.79%	10.67%	9.48%	-281.24	-190.53	-130.97	-118.35
<b>KZBGY</b>	2.92%	2.99%	3.41%	6.27%	5.07%	215.02	207.27	165.70	-120.21
<b>ASTOR</b>	7.09%	5.71%	16.44%	12.11%	10.23%	313.91	451.77	-621.30	-188.22
<b>IHAAS</b>	39.83%	43.67%	37.68%	42.13%	39.56%	-26.04	-410.01	188.46	-256.31

\*Veriler Citibank+Deutsche takasını içermektedir.



# AKYatırım

Bu rapor, Ak Yatırım Menkul Değerler A.Ş. tarafından, güvenilir olduğuna inanılan kaynaklardan elde edilen bilgi ve veriler kullanılarak hazırlanmıştır. Raporunda yer alan ifadeler, hiçbir şekilde veya suretle alış veya satış teklifi olarak değerlendirilmemelidir. Ak Yatırım, bu bilgilerin doğru, eksiksiz ve değişmez olduğunu garanti etmemektedir. Bu sebeple, okuyucuların, bu raporlardan elde edilen bilgilere dayanarak hareket etmeden önce, bilgilerin doğruluğunu teyit ettirmeleri önerilir ve bu bilgilere dayanarak aldıkları kararlarda sorumluluk kendilerine aittir. Bilgilerin eksikliği ve yanlışlığından Ak Yatırım hiçbir şekilde sorumlu tutulamaz. Ayrıca, Ak Yatırım'ın ve Akbank'ın tüm çalışanları ve danışmanlarının, herhangi bir şekilde bilgiler dolayısıyla ortaya çıkabilecek, doğrudan veya dolaylı zararlarla ilgili herhangi bir sorumluluğu yoktur. Burada yer alan bilgiler, bir yatırım tavsiyesi, yatırım aracının alım-satım önerisi ya da getiri vaadi değildir ve Yatırım Danışmanlığı kapsamında yer almamaktadır. Yatırım Danışmanlığı hizmeti; aracı kurumlar, portföy yönetim şirketleri, mevduat kabul etmeyen bankalar ile müşteri arasında imzalanacak Yatırım Danışmanlığı sözleşmesi çerçevesinde sunulmaktadır. Bunlara ilaveten, Ak Yatırım, raporların Internet üzerinden e-mail yoluyla alınması durumunda virüs, hatalı gönderim veya diğer herhangi bir teknik sebepten dolayı alıcının donanımına veya yazılımına gelebilecek herhangi bir zarardan dolayı sorumlu tutulamaz.

© Ak Yatırım Menkul Değerler A.Ş.