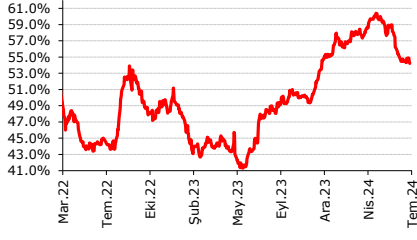
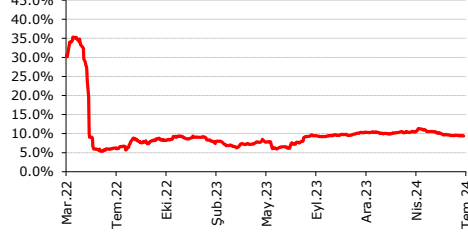


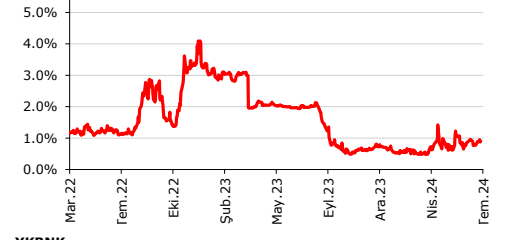
AKBNK -



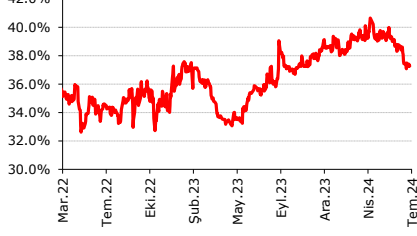
GARAN -



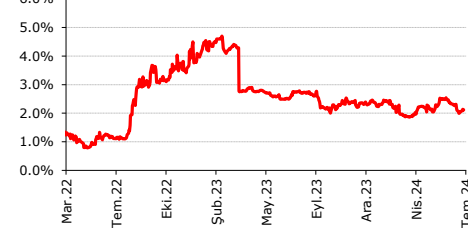
HALKB -



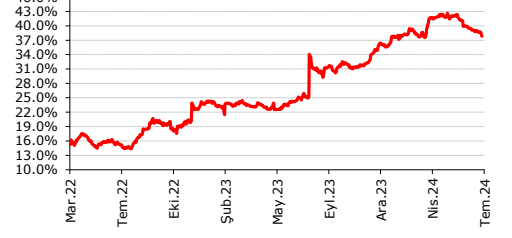
ISCTR -



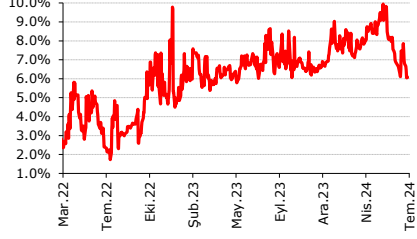
VAKBN -



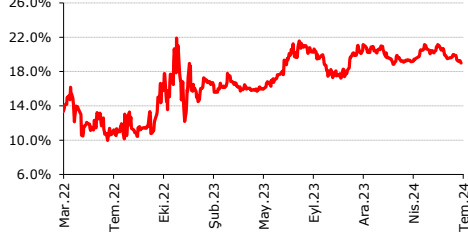
YKBNK -



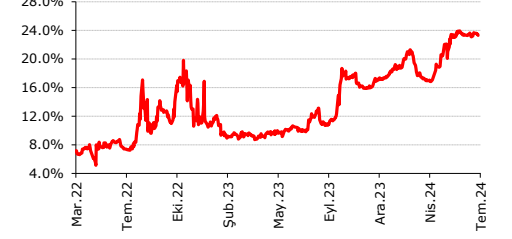
SKBNK -



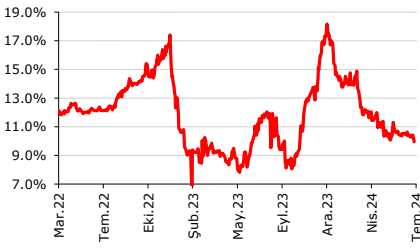
TSKB -



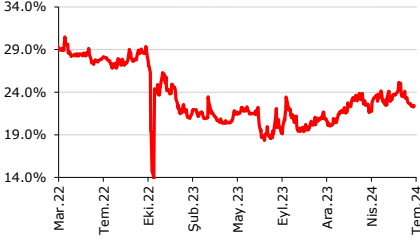
ALBRK -



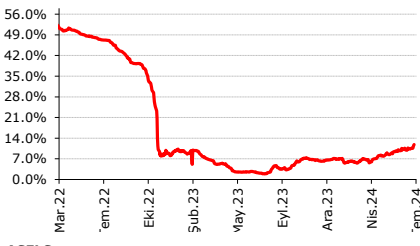
AKCNS



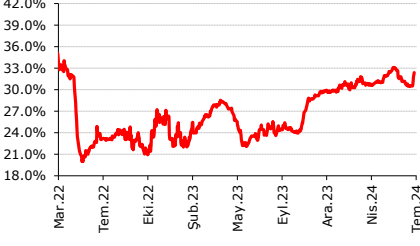
AKGR1



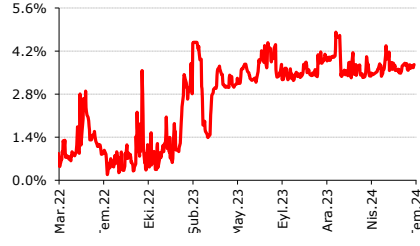
ANHYT



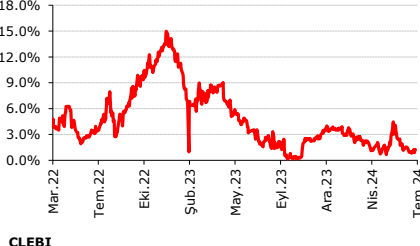
ASELS



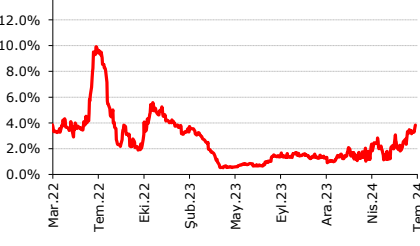
BAGFS



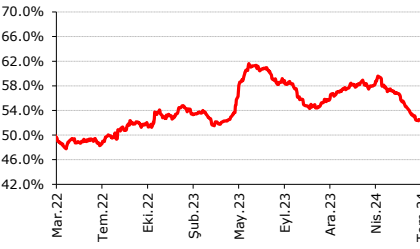
BIZIM



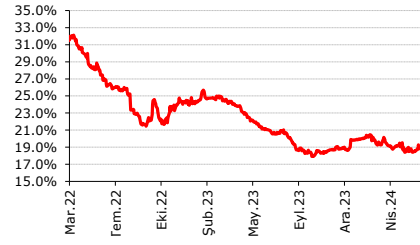
CLEBI



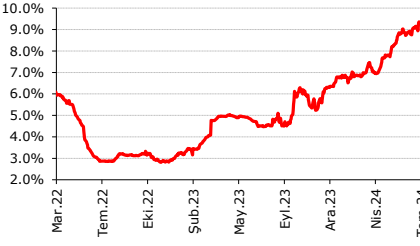
AEFES



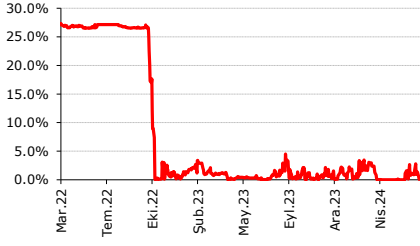
AKSA



ANSGR



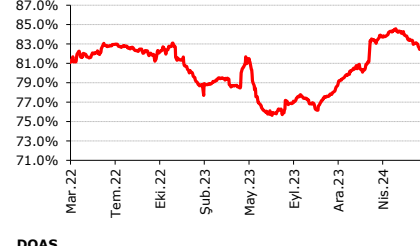
FONET



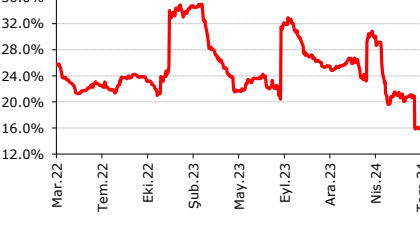
YATAS



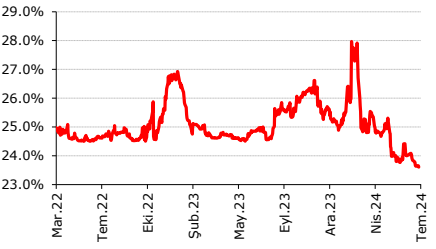
CCOLA



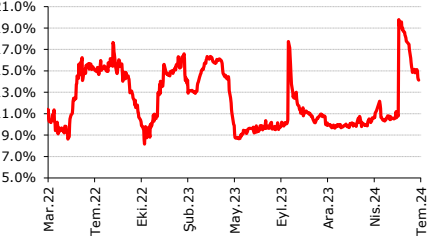
DOAS



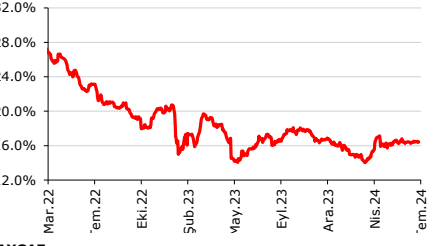
ARENA



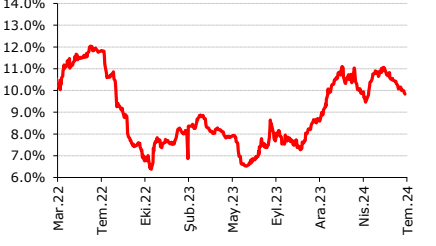
ALARK



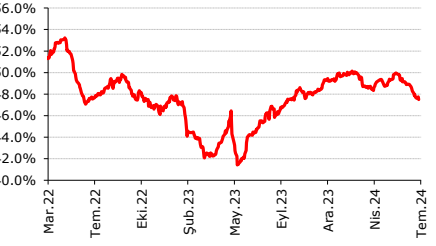
ARCLK



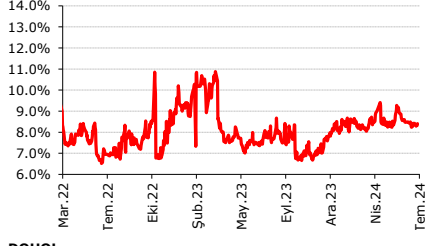
AYGAZ



BIMAS

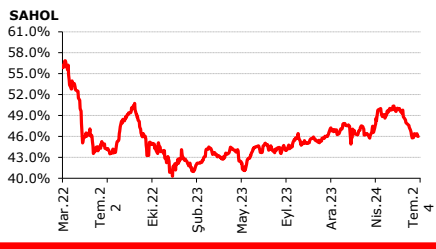
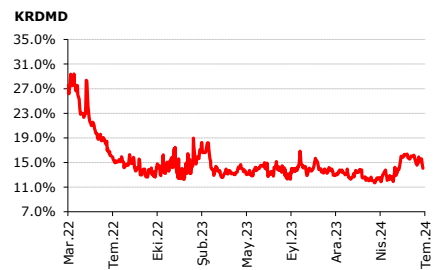
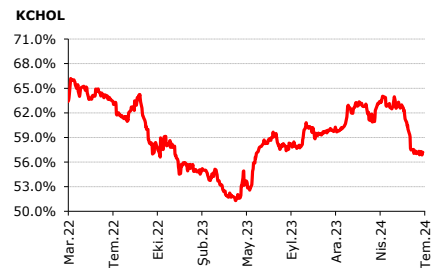
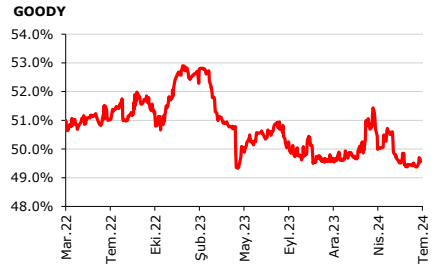
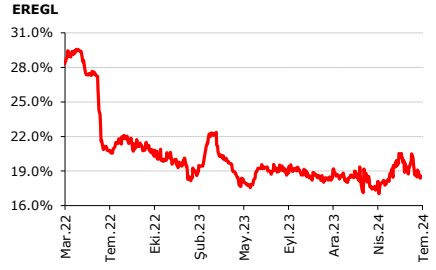
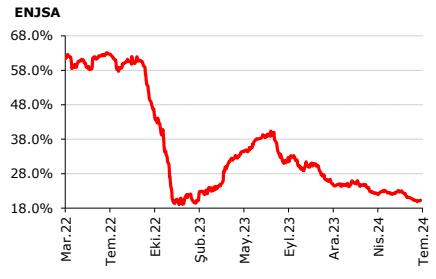
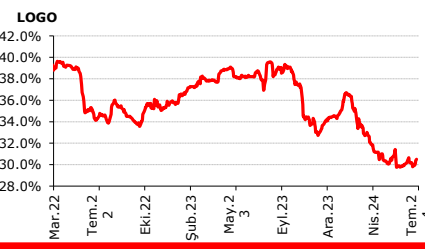
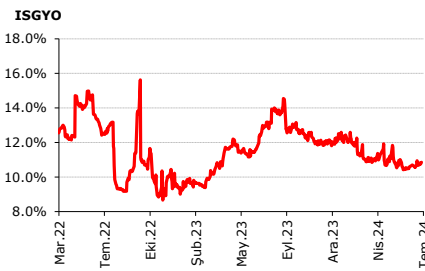
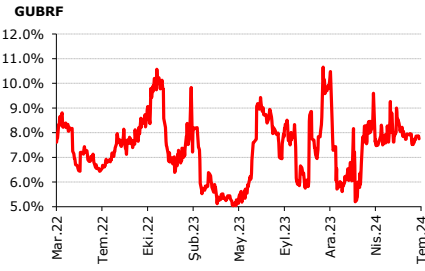
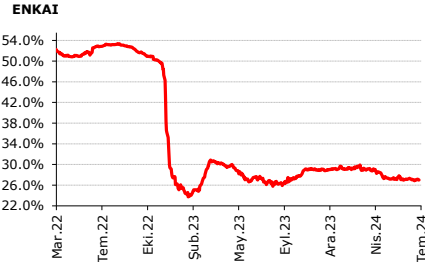
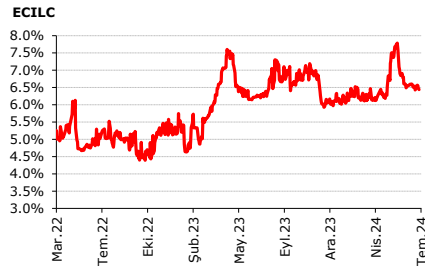
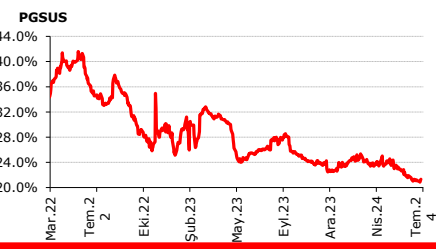
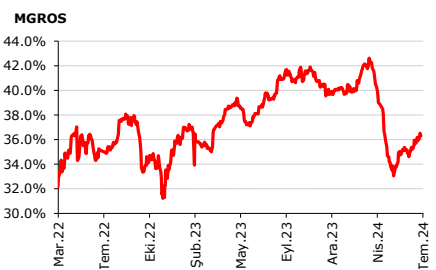
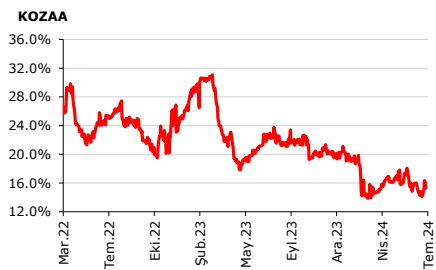
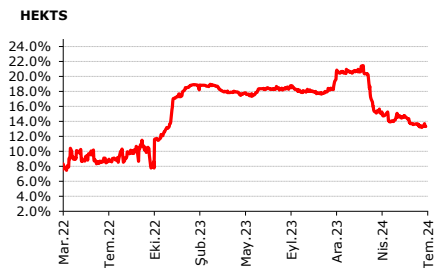
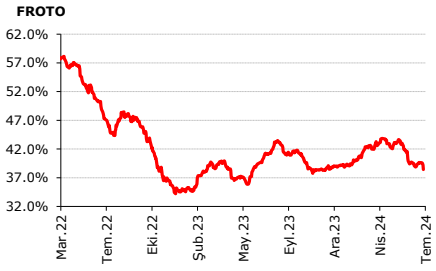
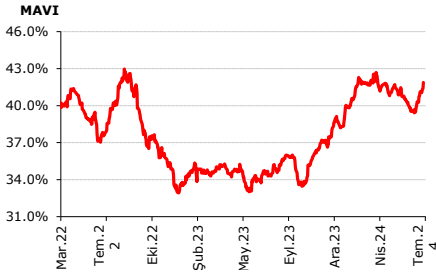


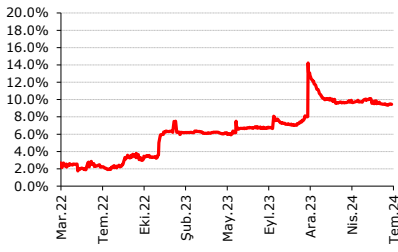
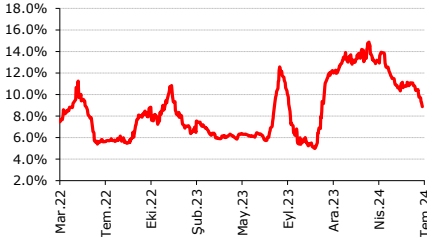
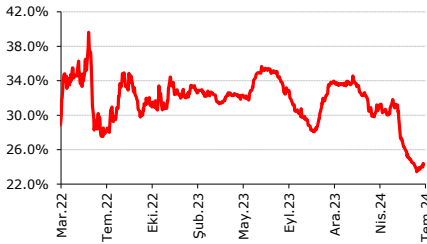
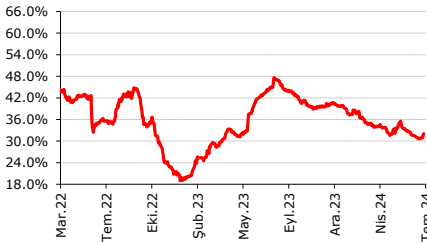
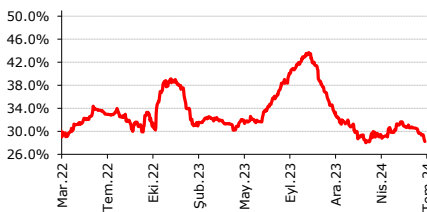
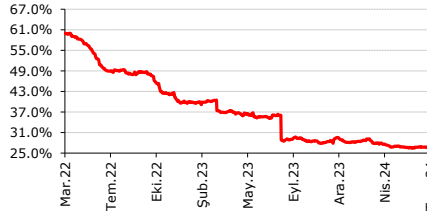
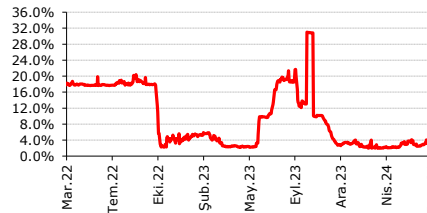
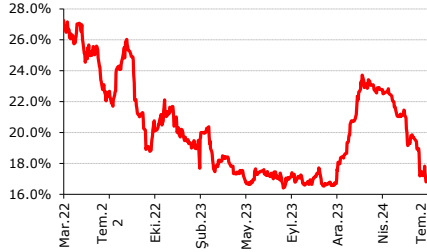
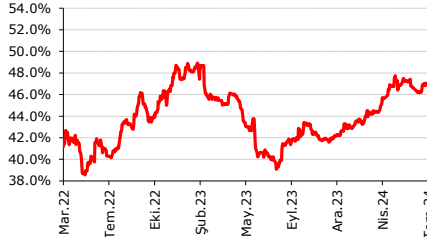
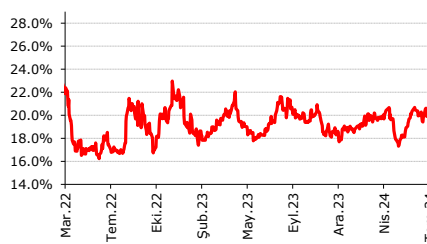
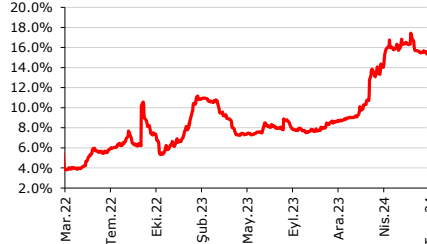
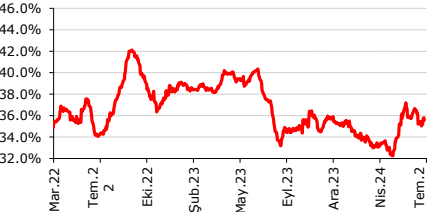
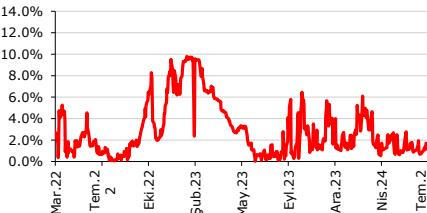
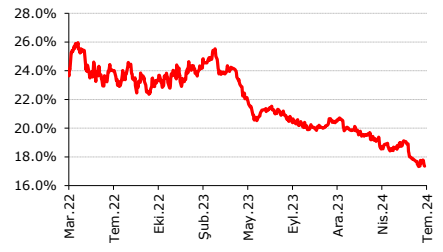
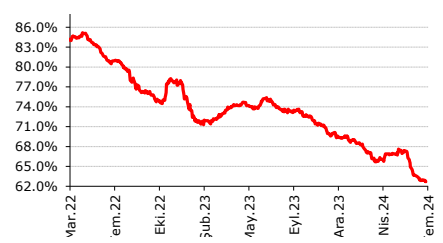
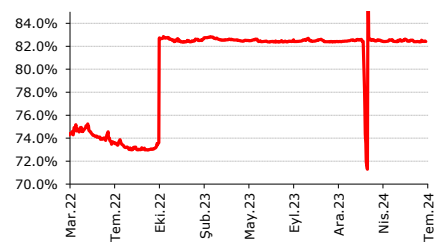
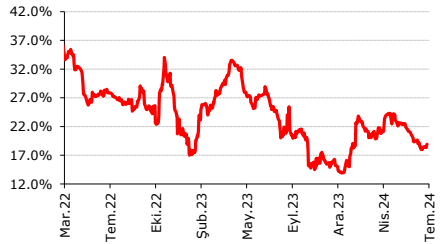
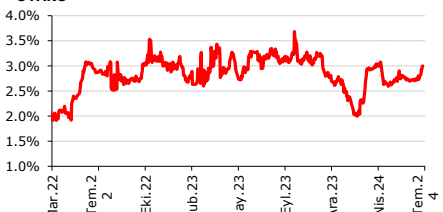
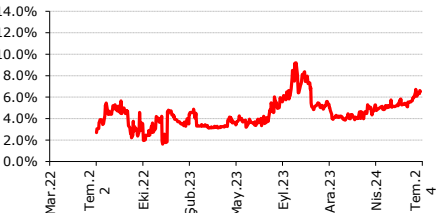
CIMS1



DOHOL





SASA**INDES****THYAO****TOASO****TTRAK****MPARK****UNLU****SELEC****TAVHL****TKFEN****VESBE****TUPRS****SOKM****YKSLN****SISE****TCELL****MNDTR****TTKOM****ULKER****OYAKC****EUREN**

Son 1 haftaya göre yabancı takas değişim sıralaması (Citi-Deut)

Hisse	29.12.2023	08.04.2024	10.06.2024	05.07.2024	12.07.2024	YBB (bazp)	3ay (bazp)	1ay (bazp)	1 hafta(bazp)
HALKB	0.71%	0.79%	0.77%	0.88%	0.90%	18.81	10.38	12.55	1.32
VAKBN	2.42%	2.22%	2.47%	2.05%	2.12%	-30.30	-10.34	-35.30	6.32
GARAN	10.34%	11.31%	9.65%	9.49%	9.39%	-95.26	-192.13	-25.91	-10.12
TSKB	20.23%	19.54%	19.87%	19.24%	18.99%	-123.35	-54.46	-88.19	-24.88
ALBRK	17.41%	17.08%	23.34%	23.60%	23.31%	590.13	622.60	-3.63	-29.58
ISCTR	38.65%	40.66%	38.78%	37.49%	37.27%	-138.06	-338.64	-150.85	-22.01
YKBNK	35.58%	41.69%	39.94%	38.69%	37.80%	222.23	-388.17	-213.89	-88.31
AKBNK	55.05%	59.72%	56.00%	54.84%	54.21%	-84.53	-550.70	-179.38	-62.67
IPEKE	7.09%	5.57%	5.26%	5.38%	7.70%	61.38	213.60	244.67	232.13
ASELS	29.71%	30.81%	31.82%	30.54%	32.37%	266.41	156.20	55.50	183.29
SKTAS	0.56%	2.01%	0.78%	0.37%	1.95%	139.80	-5.23	117.60	158.15
ANHYT	6.76%	6.93%	9.75%	10.60%	11.86%	509.76	493.24	210.86	125.83
TOASO	39.76%	33.65%	32.49%	30.87%	32.06%	-769.85	-158.51	-42.64	118.90
ADGYO	4.46%	0.20%	1.03%	2.12%	3.26%	-119.91	306.05	223.19	114.24
IHAAS	39.83%	40.27%	43.83%	37.47%	38.44%	-138.54	-183.07	-539.44	97.28
KOZAL	24.01%	19.31%	15.81%	16.06%	17.03%	-697.97	-228.34	121.94	96.35
PNSUT	1.52%	1.75%	1.27%	1.95%	2.90%	138.04	115.72	163.78	95.06
KOZAA	20.19%	16.28%	15.03%	14.38%	15.32%	-487.09	-95.90	29.03	94.09
GENIL	20.76%	17.91%	18.21%	18.41%	19.23%	-153.01	132.34	102.40	81.79
KAREL	2.90%	4.03%	4.77%	4.20%	5.01%	210.63	97.54	23.24	80.22
PETKM	10.55%	10.31%	12.85%	12.26%	13.06%	251.23	274.95	21.43	79.91
AYDEM	6.08%	7.44%	10.47%	9.14%	9.92%	384.42	248.56	-55.18	77.82
POLHO	7.50%	7.17%	5.77%	5.98%	6.75%	-74.72	-41.64	98.58	77.49
YKSLN	1.14%	1.13%	1.78%	0.95%	1.72%	57.67	58.94	-5.98	77.08
MAVI	38.63%	41.65%	39.87%	41.13%	41.88%	325.37	23.87	201.71	75.41
DMRGD	1.61%	2.73%	0.59%	1.39%	2.08%	47.41	-64.50	149.26	69.32
MAALT	5.81%	1.11%	0.36%	0.51%	1.20%	-460.71	9.49	83.93	68.88
AKFGY	3.44%	3.97%	4.47%	4.06%	4.71%	126.66	74.08	23.88	64.98
LOGO	34.43%	31.15%	29.91%	29.88%	30.50%	-393.53	-65.16	58.79	62.03
YATAS	14.90%	15.00%	15.14%	14.14%	14.74%	-16.14	-26.52	-40.24	60.10
CLEBI	1.09%	2.46%	1.94%	3.25%	3.83%	273.86	137.01	188.98	57.14
SOKM	35.29%	33.40%	35.77%	35.03%	35.59%	30.39	219.05	-17.81	55.97
AGESA	26.34%	38.63%	38.94%	36.87%	37.40%	1105.87	-123.38	-154.26	52.68
BASGZ	4.25%	5.32%	10.13%	11.60%	12.12%	787.23	679.91	199.47	51.76
CEMTS	2.12%	2.85%	2.11%	2.70%	3.21%	108.59	35.40	109.45	50.67
VAKKO	19.71%	19.78%	21.63%	20.63%	21.10%	138.94	131.88	-53.38	46.90
NETAS	0.38%	3.13%	1.77%	2.13%	2.58%	219.95	-55.41	80.65	44.47
KONTR	8.91%	8.25%	8.99%	12.94%	13.38%	446.99	512.72	439.19	43.84
TTKOM	13.94%	23.93%	20.00%	18.48%	18.90%	496.44	-502.67	-109.60	42.82
RYGYO	18.28%	19.33%	22.60%	24.04%	24.46%	618.20	513.14	185.84	42.57
NATEN	24.65%	24.30%	24.36%	26.04%	26.47%	181.58	216.50	210.92	42.50
ORGE	6.86%	13.87%	13.39%	11.70%	12.11%	525.04	-176.57	-127.65	40.65
ESCAR	12.99%	16.27%	19.24%	17.50%	17.90%	490.91	162.48	-134.59	40.16
PETUN	0.96%	1.71%	1.65%	0.48%	0.86%	-9.71	-84.36	-78.87	38.38
MGROS	40.09%	38.89%	35.16%	35.92%	36.31%	-378.39	-258.07	114.65	38.26
DOHOL	16.91%	16.42%	15.32%	14.48%	14.84%	-207.01	-157.24	-47.33	36.35
EUREN	4.02%	4.89%	5.35%	6.16%	6.52%	250.07	162.88	116.98	36.23
EBEBK	9.42%	6.85%	7.25%	6.89%	7.24%	-217.72	39.57	-0.26	35.08
LINK	0.76%	1.43%	3.00%	9.18%	9.51%	875.21	808.81	651.37	33.78
THYAO	33.45%	30.27%	24.87%	23.95%	24.26%	-918.54	-601.08	-60.97	31.67
ISDMR	6.21%	6.53%	5.59%	7.10%	7.41%	120.47	88.70	182.39	31.20
GOLTS	4.83%	4.13%	7.88%	4.24%	4.55%	-27.69	41.65	-333.19	30.89
ALFAS	8.44%	7.76%	8.56%	8.79%	9.09%	64.87	132.92	52.72	30.52
KORDS	8.87%	9.15%	7.62%	7.86%	8.17%	-70.27	-97.85	54.60	30.47
BIZIM	3.59%	1.44%	1.93%	0.96%	1.25%	-233.72	-18.89	-67.65	29.48
ENJSA	24.89%	22.59%	21.08%	20.03%	20.32%	-457.35	-227.00	-76.20	29.19
CWENE	7.45%	8.54%	11.91%	11.39%	11.67%	421.71	312.43	-24.15	27.90
PGSUS	22.60%	23.43%	21.74%	21.06%	21.33%	-127.08	-210.17	-40.90	27.01
KRVGD	11.59%	13.55%	10.67%	10.98%	11.24%	-34.55	-231.09	56.98	26.01
ALCTL	0.77%	1.04%	3.26%	3.52%	3.75%	298.49	270.94	49.22	23.76

BUCIM	3.80%	3.87%	3.60%	3.61%	3.83%	3.09	-3.23	23.21	22.69
OYAKC	2.65%	3.08%	2.73%	2.78%	3.00%	35.22	-7.87	26.92	22.18
BRSAN	13.16%	8.05%	9.19%	8.69%	8.90%	-425.10	85.73	-28.97	21.08
ALGYO	2.19%	2.63%	3.20%	2.79%	3.00%	80.52	36.57	-20.02	20.87
ISFIN	18.57%	14.47%	13.88%	13.32%	13.51%	-506.21	-96.36	-37.70	18.64
ISGYO	12.01%	11.29%	10.49%	10.68%	10.85%	-115.43	-43.75	36.38	17.10
ARDYZ	2.69%	4.28%	2.33%	1.96%	2.13%	-55.87	-214.57	-20.06	17.03
GOODY	49.73%	50.02%	49.39%	49.41%	49.55%	-17.29	-46.93	15.95	14.16
TUKAS	2.20%	1.86%	1.85%	2.01%	2.15%	-4.77	29.16	29.81	14.09
TAVHL	42.60%	45.68%	46.74%	46.91%	47.05%	444.81	137.06	31.05	13.97
TURSG	2.45%	4.73%	5.96%	6.24%	6.37%	392.63	164.41	41.23	13.52
IMASM	4.32%	5.16%	3.49%	3.32%	3.45%	-86.67	-171.35	-3.85	13.14
AKSEN	3.64%	3.50%	4.03%	3.79%	3.92%	28.00	42.44	-11.21	12.99
SNGYO	4.19%	3.97%	4.37%	5.39%	5.51%	132.54	154.68	114.07	12.68
PENTA	19.08%	6.01%	5.57%	5.83%	5.96%	-1311.87	-5.00	39.06	12.63
BRYAT	4.93%	5.17%	3.66%	3.43%	3.55%	-138.20	-161.72	-11.04	12.42
OZKGY	7.04%	6.80%	7.15%	7.74%	7.85%	81.79	105.56	70.78	11.63
AEFES	56.32%	59.59%	54.75%	52.42%	52.53%	-379.05	-706.25	-222.14	11.40
EGEEN	10.29%	10.94%	11.09%	10.23%	10.34%	5.62	-60.18	-74.71	11.03
BAGFS	4.00%	3.45%	3.48%	3.65%	3.76%	-24.33	30.97	27.67	11.01
ODAS	12.29%	12.60%	10.94%	10.83%	10.93%	-135.96	-166.65	-0.96	10.39
BIOEN	11.96%	10.89%	8.12%	8.09%	8.19%	-376.27	-269.30	7.55	10.07
TATGD	7.29%	7.33%	6.40%	5.76%	5.86%	-143.39	-147.22	-54.37	9.90
KARTN	1.20%	1.30%	1.13%	1.23%	1.33%	12.82	2.43	19.73	9.86
KZBGY	2.92%	3.56%	3.06%	3.19%	3.29%	37.59	-26.37	22.77	9.82
ULKER	12.32%	11.43%	11.27%	11.49%	11.59%	-73.52	15.93	31.03	9.48
MAGEN	18.40%	5.16%	48.85%	48.30%	48.39%	2998.64	4322.72	-46.16	8.94
ALKIM	8.15%	7.72%	6.94%	6.44%	6.53%	-162.60	-119.18	-41.23	8.67
AGHOL	21.82%	21.31%	20.07%	19.77%	19.85%	-196.95	-145.92	-21.55	7.96
VESTL	7.99%	6.09%	5.84%	6.92%	7.00%	-99.44	91.19	115.48	7.77
KCAER	13.70%	16.29%	15.85%	16.01%	16.08%	238.42	-20.73	23.55	7.55
BIENY	4.62%	2.92%	3.59%	2.65%	2.72%	-190.27	-20.02	-86.48	7.18
KERVT	1.84%	2.69%	3.38%	3.37%	3.44%	159.99	75.00	5.91	6.25
SMRTG	12.24%	12.44%	10.93%	10.79%	10.85%	-138.43	-158.80	-8.10	6.21
YYLGD	3.28%	4.26%	4.14%	4.26%	4.31%	103.61	5.63	17.08	5.26
KMPUR	8.26%	7.02%	7.61%	7.47%	7.52%	-74.21	49.82	-9.95	4.46
ECZYT	3.80%	3.98%	4.25%	4.35%	4.39%	59.10	40.73	14.33	4.40
HLGYO	0.65%	1.67%	1.35%	1.54%	1.57%	91.37	-10.51	21.75	2.86
VERUS	38.54%	39.94%	39.59%	39.77%	39.80%	125.74	-14.25	20.73	2.50
AKGRT	20.05%	23.30%	25.06%	22.37%	22.39%	233.38	-91.37	-266.77	1.93
VAKFN	13.94%	9.11%	12.99%	14.77%	14.79%	84.08	567.14	179.19	1.91
PEKGY	18.30%	17.30%	5.57%	4.55%	4.56%	-1373.52	-1273.99	-100.66	1.65
GOZDE	6.47%	6.46%	6.51%	6.63%	6.64%	16.61	18.50	13.02	1.53
RYSAS	57.06%	57.78%	58.33%	58.53%	58.55%	149.03	76.22	21.24	1.48
BERA	10.41%	9.07%	8.90%	9.37%	9.38%	-102.19	30.90	48.67	1.43
YEOTK	5.19%	5.99%	6.24%	6.39%	6.40%	120.83	41.61	16.68	1.43
AKSGY	27.31%	27.44%	28.00%	28.14%	28.16%	84.15	71.76	15.78	1.16
MIATK	6.81%	15.65%	10.05%	9.39%	9.40%	259.73	-624.09	-64.20	1.03
IZMDC	4.95%	4.29%	4.10%	4.14%	4.15%	-79.65	-13.88	5.45	0.96
UZEL	12.33%	12.34%	0.00%	12.34%	12.34%	0.21	0.00	1233.56	0.00
SASA	11.81%	9.70%	9.64%	9.46%	9.46%	-235.04	-24.54	-18.18	-0.15
KLNMA	6.85%	5.83%	5.57%	5.54%	5.54%	-130.72	-29.11	-2.55	-0.31
GENTS	11.90%	4.15%	3.19%	3.36%	3.35%	-854.19	-80.07	16.16	-0.75
HEKTS	20.64%	14.78%	13.71%	13.34%	13.32%	-731.92	-145.90	-38.99	-1.24
TRCAS	1.54%	1.74%	2.61%	2.54%	2.53%	98.67	78.36	-7.84	-1.59
CIMSA	8.39%	9.02%	8.57%	8.43%	8.41%	2.02	-61.11	-16.27	-1.66
INVES	14.36%	9.44%	8.17%	8.15%	8.13%	-622.62	-131.00	-3.81	-1.82
HTTBT	16.49%	17.48%	19.72%	18.69%	18.66%	216.53	118.10	-106.15	-3.26
ARENA	25.29%	24.86%	24.42%	23.64%	23.61%	-168.19	-125.49	-81.36	-3.26
NUHCM	18.93%	18.63%	19.08%	17.76%	17.72%	-120.27	-91.20	-136.11	-3.59
OYYAT	9.43%	7.71%	7.79%	7.67%	7.63%	-179.82	-7.44	-15.69	-3.76
ENKAI	29.16%	28.62%	27.07%	27.04%	27.00%	-215.56	-161.23	-6.18	-3.89
MNDTR	82.43%	82.41%	82.54%	82.45%	82.41%	-1.92	0.23	-12.56	-4.11

ARCLK	16.19%	16.90%	16.39%	16.47%	16.43%	24.38	-47.13	4.64	-4.19
EKGYO	14.26%	15.16%	14.70%	15.58%	15.54%	128.48	38.13	84.25	-4.38
AHGAZ	8.81%	8.87%	10.81%	10.55%	10.51%	169.82	164.03	-30.46	-4.56
NTHOL	4.16%	4.29%	4.49%	3.84%	3.79%	-37.76	-50.71	-70.69	-5.24
KCHOL	59.84%	64.02%	59.48%	57.25%	57.20%	-264.67	-682.56	-228.59	-5.66
KAYSE	12.55%	10.75%	10.82%	10.23%	10.17%	-237.31	-57.51	-64.50	-5.73
RAYSG	89.99%	91.27%	92.12%	91.52%	91.46%	146.70	19.02	-66.44	-6.40
ALCAR	0.47%	0.32%	0.26%	0.13%	0.06%	-40.33	-25.57	-19.16	-6.77
ECILC	6.11%	6.27%	6.59%	6.51%	6.44%	33.08	16.60	-14.76	-7.27
SARKY	6.47%	6.61%	6.24%	6.10%	6.03%	-44.08	-58.77	-21.41	-7.39
BRISA	10.05%	10.98%	8.66%	8.43%	8.35%	-170.80	-263.46	-30.97	-8.04
AKSA	18.69%	18.77%	19.07%	19.30%	19.21%	51.76	43.90	13.97	-8.48
TKFEN	18.79%	20.42%	20.51%	20.02%	19.93%	114.11	-48.18	-58.01	-8.86
ISMEN	29.05%	27.96%	25.89%	24.85%	24.75%	-429.37	-321.02	-114.01	-9.24
NTGAZ	0.24%	0.77%	0.94%	1.35%	1.25%	101.57	47.81	30.66	-9.67
GUBRF	7.39%	7.50%	7.85%	7.86%	7.75%	36.44	25.79	-9.75	-10.64
MIPAZ	4.32%	2.68%	2.68%	2.65%	2.55%	-177.67	-12.90	-12.81	-10.65
KONYA	6.21%	6.54%	6.60%	6.49%	6.37%	15.86	-16.91	-22.63	-11.53
ZOREN	6.58%	7.87%	7.87%	8.18%	8.05%	146.20	17.77	17.07	-13.67
DOAS	25.04%	29.15%	20.17%	16.05%	15.91%	-913.53	-1324.26	-425.95	-14.48
ASUZU	6.76%	6.39%	6.22%	6.35%	6.21%	-55.21	-17.93	-1.82	-14.60
MPARK	28.54%	27.36%	26.44%	26.78%	26.63%	-190.74	-72.63	19.29	-14.77
TMSN	1.74%	1.90%	1.40%	1.33%	1.18%	-55.75	-72.07	-22.10	-14.82
QUAGR	3.81%	4.22%	3.75%	3.27%	3.12%	-68.88	-110.17	-63.36	-15.23
GLYHO	20.07%	20.70%	21.01%	20.23%	20.06%	-1.20	-63.58	-94.54	-16.82
KARSN	2.67%	2.84%	3.90%	3.07%	2.89%	21.97	5.35	-100.81	-17.24
VESBE	8.75%	15.83%	16.69%	15.53%	15.36%	660.36	-47.43	-133.90	-17.59
TCELL	69.31%	66.88%	64.51%	62.89%	62.69%	-661.67	-419.09	-181.87	-19.75
AYGAZ	9.12%	9.46%	10.49%	10.03%	9.83%	71.58	37.13	-65.98	-19.80
ASTOR	7.09%	5.70%	5.43%	17.72%	17.52%	1042.99	1182.13	1208.69	-20.64
TRGYO	8.81%	9.73%	9.92%	10.31%	10.10%	129.66	36.72	17.88	-20.88
DYOBY	0.50%	0.34%	2.46%	2.48%	2.27%	176.62	192.57	-19.46	-20.96
BIMAS	49.36%	49.11%	49.14%	47.70%	47.49%	-187.17	-162.59	-165.11	-21.54
DEVA	1.84%	2.01%	2.37%	2.04%	1.80%	-3.83	-21.13	-57.57	-24.62
PKART	31.85%	31.64%	35.28%	33.62%	33.36%	150.86	171.93	-192.14	-25.61
SISE	20.62%	18.86%	17.96%	17.62%	17.35%	-326.45	-150.56	-61.20	-26.55
AFYON	1.11%	0.91%	0.88%	0.71%	0.44%	-66.45	-46.86	-43.93	-26.63
GSDHO	8.55%	8.83%	9.87%	9.34%	9.06%	50.52	22.85	-81.02	-28.65
CCOLA	79.41%	83.77%	83.37%	81.95%	81.66%	225.31	-210.45	-170.24	-28.83
OTKAR	11.13%	12.33%	12.65%	12.60%	12.31%	117.96	-2.30	-34.33	-28.86
CANTE	5.01%	7.67%	7.50%	6.75%	6.46%	145.20	-121.11	-103.58	-29.16
TERA	20.16%	21.35%	21.81%	20.71%	20.41%	24.96	-93.73	-140.12	-30.63
SAHOL	46.84%	49.78%	48.58%	46.32%	46.01%	-82.71	-377.20	-257.32	-31.62
ELITE	13.71%	13.22%	4.15%	2.01%	1.69%	-1202.31	-1153.19	-245.79	-31.83
AKCNS	17.03%	11.47%	10.41%	10.28%	9.96%	-707.21	-151.21	-45.16	-32.23
CMBTN	0.68%	0.40%	0.34%	1.06%	0.73%	5.09	33.17	38.44	-32.99
TUPRS	40.20%	39.48%	33.81%	31.37%	31.02%	-918.66	-846.33	-279.29	-34.90
DGNMO	1.09%	1.90%	2.41%	1.84%	1.47%	37.67	-43.52	-94.43	-37.43
ESCOM	8.40%	14.40%	13.85%	14.04%	13.64%	524.34	-75.43	-20.99	-40.10
SELEC	18.40%	22.60%	19.86%	17.22%	16.80%	-160.20	-580.45	-305.74	-41.59
EREGL	18.71%	17.83%	19.36%	19.09%	18.57%	-14.41	74.00	-78.73	-52.43
UNLU	3.42%	2.08%	2.99%	3.71%	3.13%	-29.42	104.62	13.85	-58.69
BMSTL	3.67%	0.26%	0.40%	1.57%	0.95%	-271.16	69.66	55.17	-61.26
MTRKS	10.04%	2.87%	1.11%	2.71%	2.09%	-795.42	-78.34	97.41	-62.28
POLTK	27.84%	31.00%	42.13%	41.54%	40.89%	1304.28	988.84	-124.12	-65.01
SMART	4.50%	0.49%	0.38%	1.25%	0.56%	-393.87	6.30	17.98	-69.32
GWIND	10.23%	8.29%	11.11%	9.14%	8.42%	-181.38	12.82	-269.93	-72.54
SKBNK	6.89%	8.50%	7.44%	6.80%	6.06%	-83.07	-244.06	-137.58	-73.76
DESA	12.09%	10.22%	14.41%	13.32%	12.54%	45.05	232.51	-187.21	-78.17
ALARK	9.69%	11.28%	18.63%	14.98%	14.14%	445.15	285.48	-449.24	-84.61
DOCO	41.23%	27.12%	27.98%	28.64%	27.78%	-1345.16	66.17	-19.95	-85.96
INDES	12.03%	13.92%	11.03%	9.80%	8.88%	-315.09	-504.46	-214.86	-92.46
EUPWR	8.35%	8.05%	18.99%	14.20%	13.24%	488.58	518.25	-575.12	-96.80

GESAN	8.65%	7.74%	14.52%	11.08%	10.07%	141.88	232.30	-445.77	-101.34
TTRAK	31.61%	29.05%	30.63%	29.37%	28.23%	-337.42	-81.42	-239.75	-113.48
FROTO	39.04%	43.84%	39.40%	39.59%	38.43%	-61.44	-541.05	-97.12	-115.50
KRDMD	13.78%	12.94%	15.60%	15.30%	14.05%	27.39	111.76	-154.44	-124.57
PINSU	4.28%	2.96%	4.21%	3.10%	1.84%	-243.99	-112.57	-236.88	-126.08
TKNSA	12.89%	18.77%	15.35%	10.43%	8.99%	-389.55	-977.89	-636.08	-143.22
PSGYO	5.37%	5.01%	6.33%	4.71%	3.17%	-220.23	-184.26	-315.68	-153.71
CRFSA	12.70%	16.58%	9.69%	9.73%	7.77%	-492.48	-880.35	-191.50	-195.72
LKMNH	4.12%	7.51%	11.54%	12.04%	9.15%	502.47	163.34	-239.53	-289.03

*Veriler Citibank+Deutsche takasını içermektedir.

AKYatırım

Bu rapor, Ak Yatırım Menkul Değerler A.Ş. tarafından, güvenilir olduğuna inanılan kaynaklardan elde edilen bilgi ve veriler kullanılarak hazırlanmıştır. Raporunda yer alan ifadeler, hiçbir şekilde veya suretle alış veya satış teklifi olarak değerlendirilmemelidir. Ak Yatırım, bu bilgilerin doğru, eksiksiz ve değişmez olduğunu garanti etmemektedir. Bu sebeple, okuyucuların, bu raporlardan elde edilen bilgilere dayanarak hareket etmeden önce, bilgilerin doğruluğunu teyit ettirmeleri önerilir ve bu bilgilere dayanarak aldıkları kararlarda sorumluluk kendilerine aittir. Bilgilerin eksikliği ve yanlışlığından Ak Yatırım hiçbir şekilde sorumlu tutulamaz. Ayrıca, Ak Yatırım'ın ve Akbank'ın tüm çalışanları ve danışmanlarının, herhangi bir şekilde bilgiler dolayısıyla ortaya çıkabilecek, doğrudan veya dolaylı zararlarla ilgili herhangi bir sorumluluğu yoktur. Burada yer alan bilgiler, bir yatırım tavsiyesi, yatırım aracının alım-satım önerisi ya da getiri vaadi değildir ve Yatırım Danışmanlığı kapsamında yer almamaktadır. Yatırım Danışmanlığı hizmeti; aracı kurumlar, portföy yönetim şirketleri, mevduat kabul etmeyen bankalar ile müşteri arasında imzalanacak Yatırım Danışmanlığı sözleşmesi çerçevesinde sunulmaktadır. Bunlara ilaveten, Ak Yatırım, raporların İnternet üzerinden e-mail yoluyla alınması durumunda virüs, hatalı gönderim veya diğer herhangi bir teknik sebepten dolayı alıcının donanımına veya yazılımına gelebilecek herhangi bir zarardan dolayı sorumlu tutulamaz.

© Ak Yatırım Menkul Değerler A.Ş.