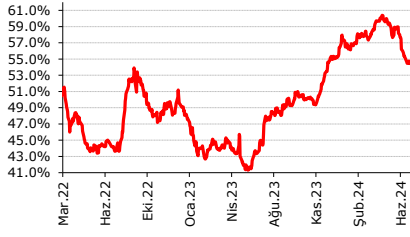
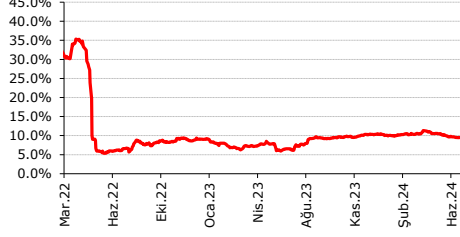


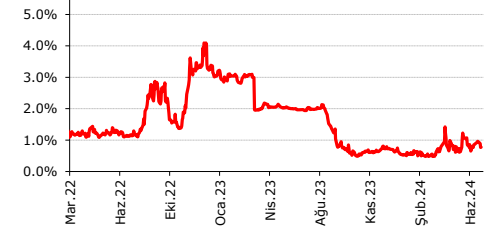
AKBNK -



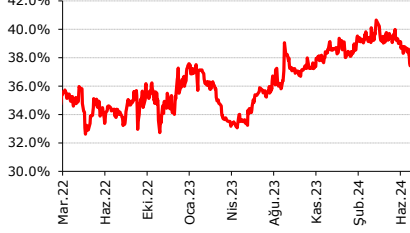
GARAN -



HALKB -



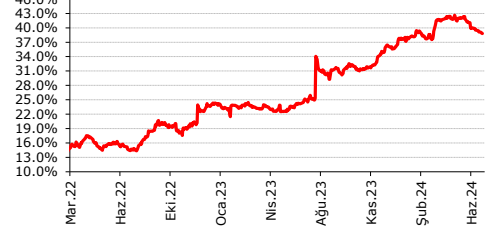
ISCTR -



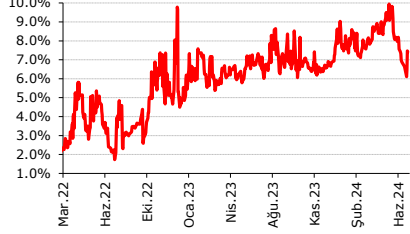
VAKBN -



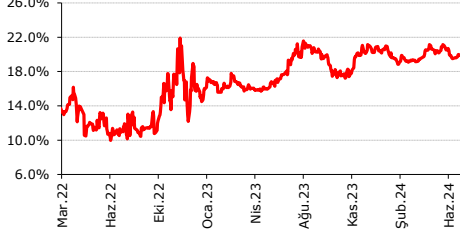
YKBNK -



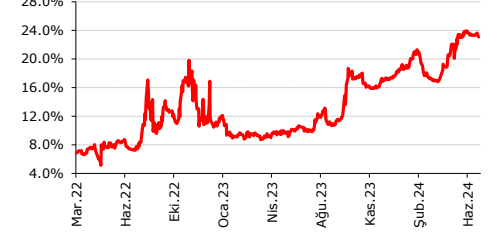
SKBNK -



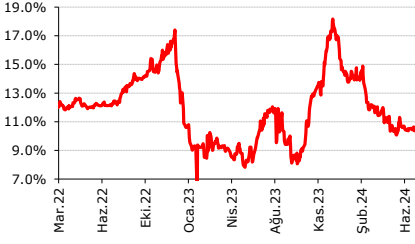
TSKB -



ALBRK -



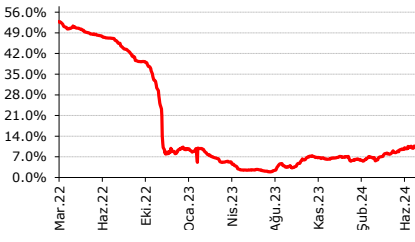
## AKCNS



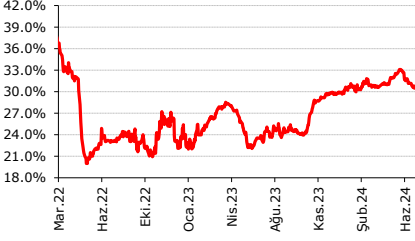
## AKGRT



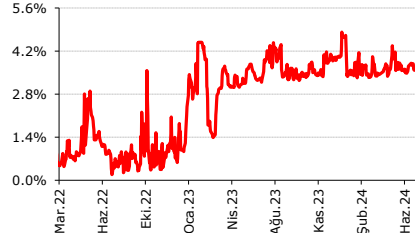
## ANHYT



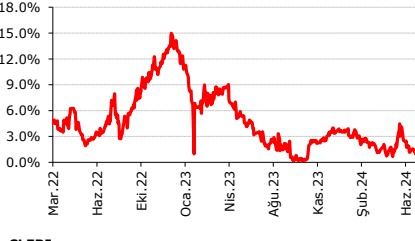
## ASELS



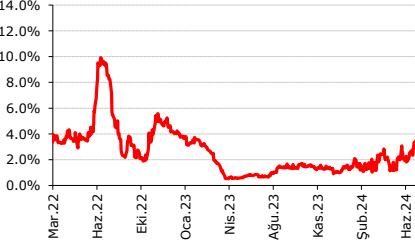
## BAGFS



## BIZIM



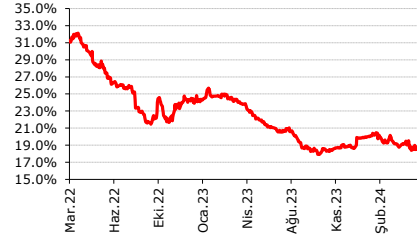
## CLEBI



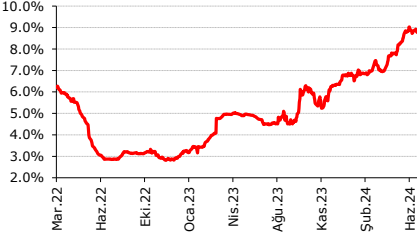
## AEFES



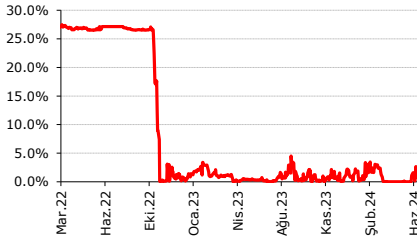
## AKSA



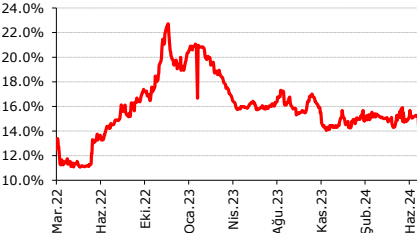
## ANSGR



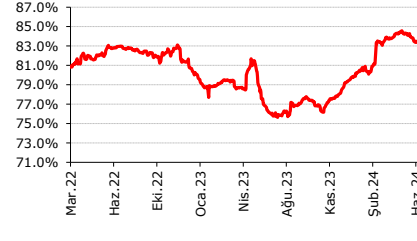
## FONET



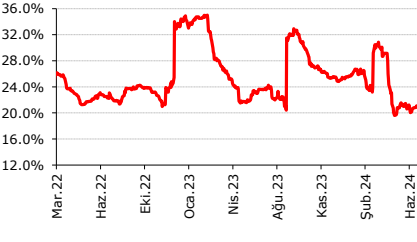
## YATAS



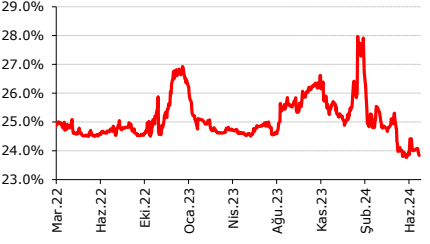
## CCOLA



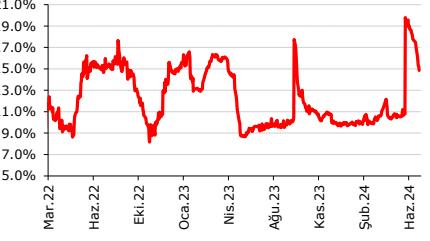
## DOAS



## ARENA



## ALARK



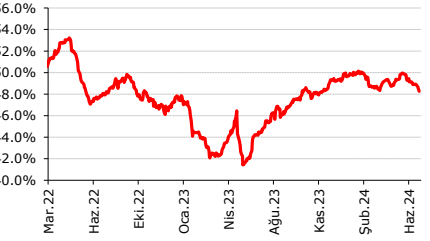
## ARCLK



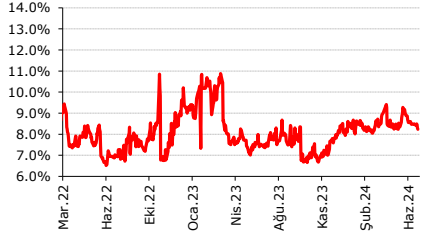
## AYGAZ



## BIMAS

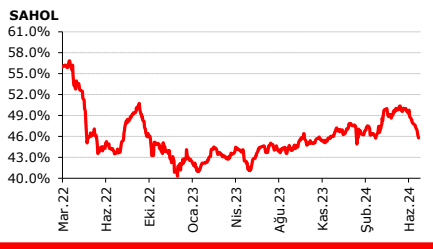
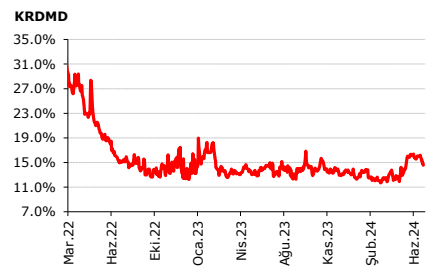
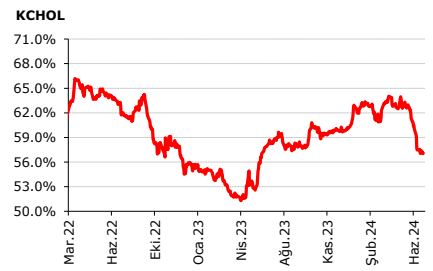
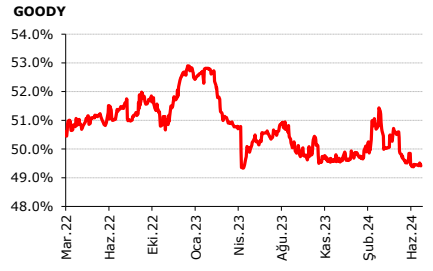
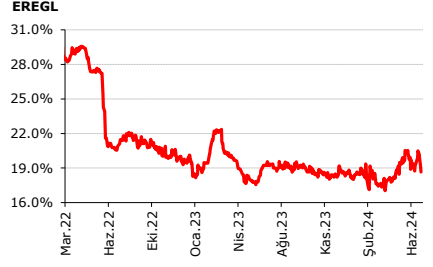
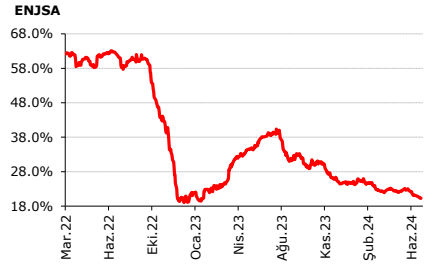
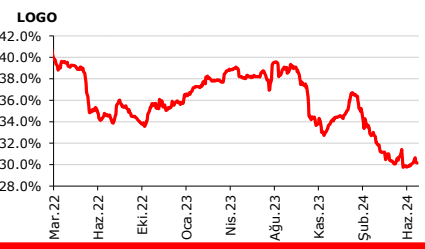
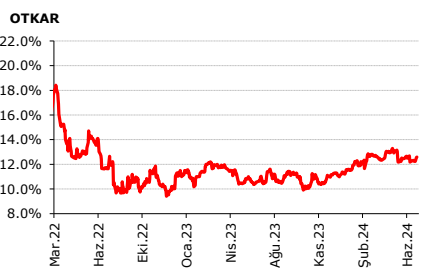
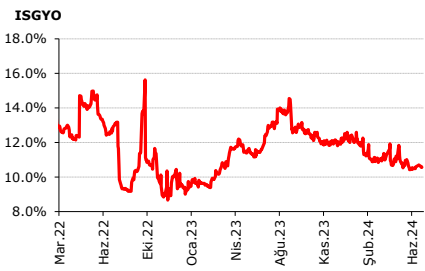
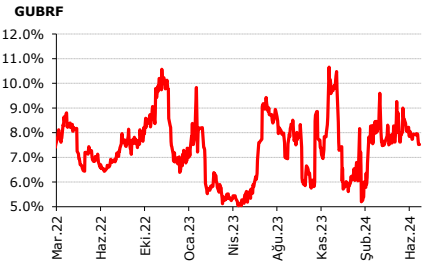
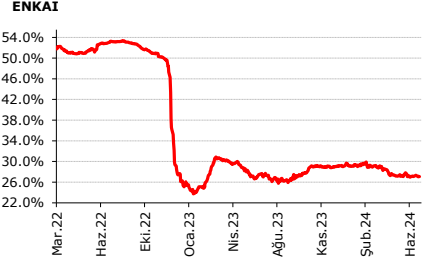
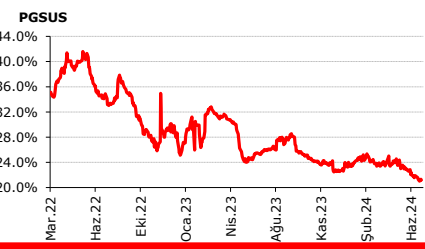
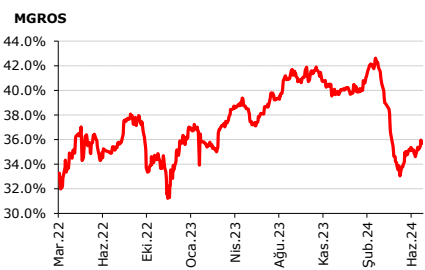
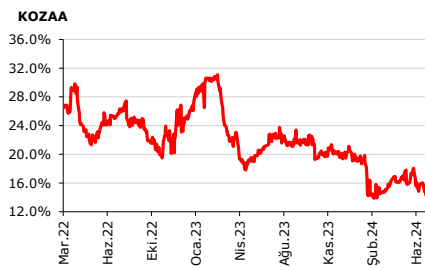
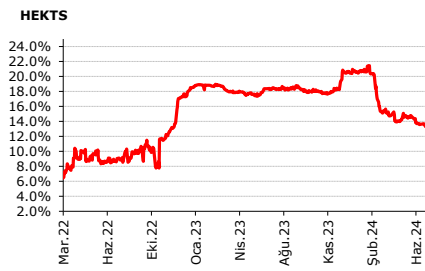
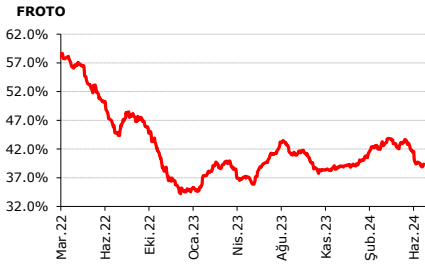
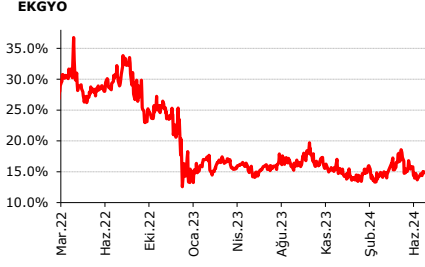


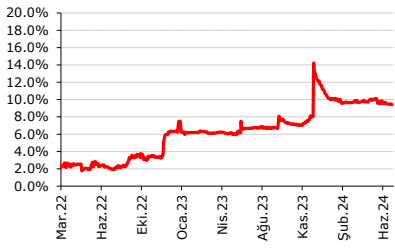
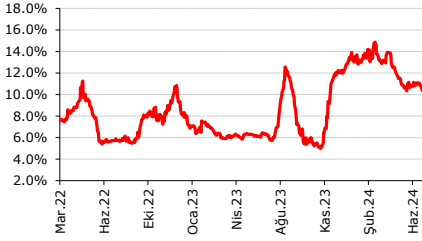
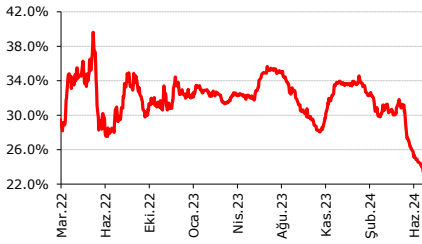
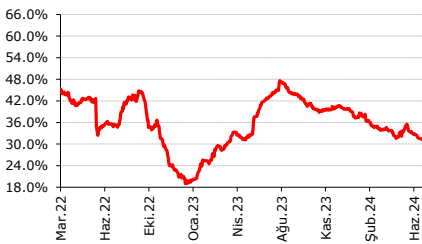
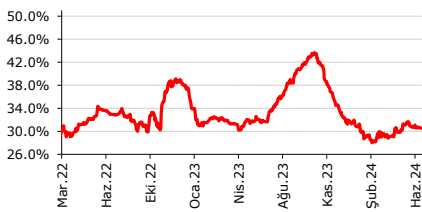
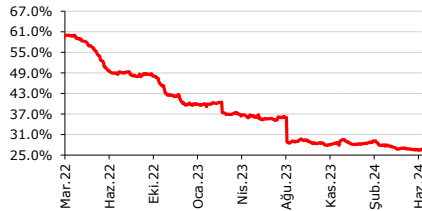
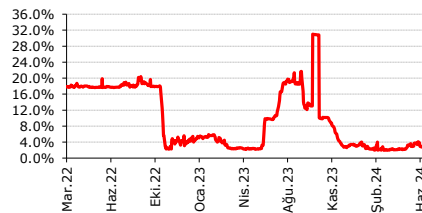
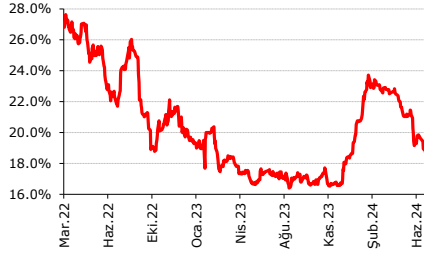
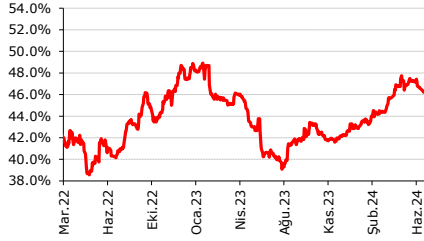
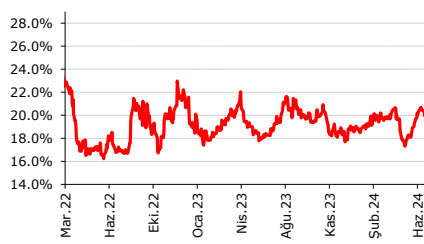
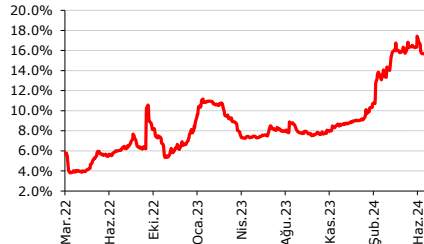
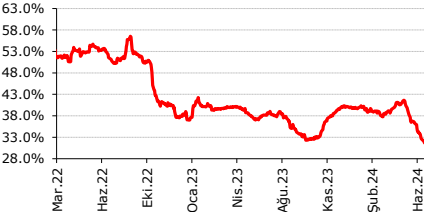
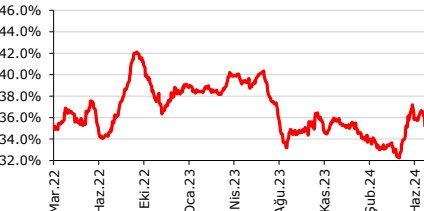
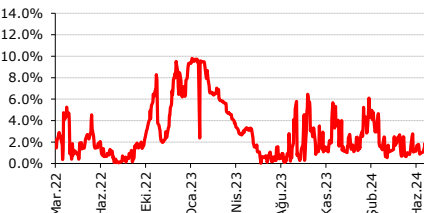
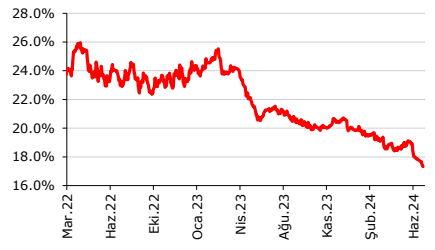
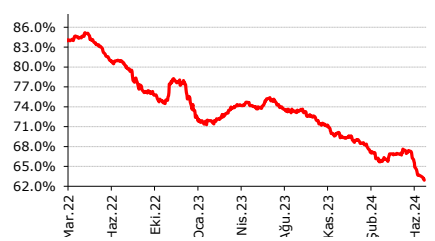
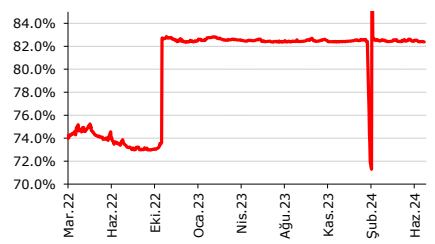
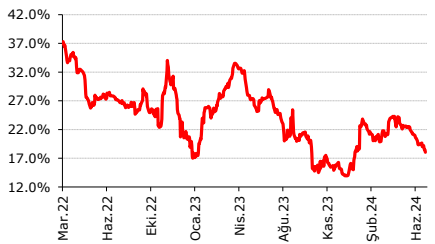
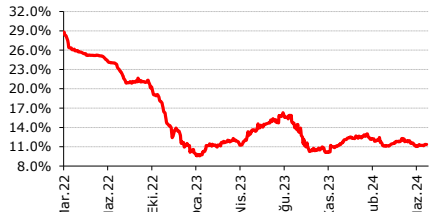
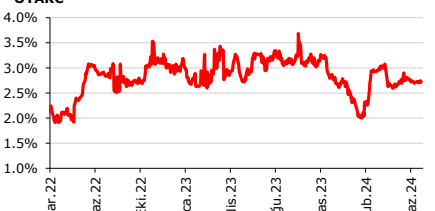
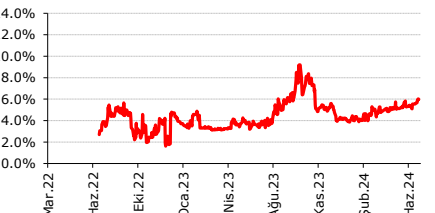
## CIMS A



## DOHOL





**SASA****İNDES****THYAO****TOASO****TTRAK****MPARK****UNLU****SELEC****TAVHL****TKFEN****VESEB****TUPRS****SOKM****YKSLN****SISE****TCELL****MNDTR****TTKOM****ULKER****OYAKC****EUREN**

## Son 1 haftaya göre yabancı takas deęişim sıralaması (Citi-Deut)

Hisse	29.12.2023	29.03.2024	27.05.2024	21.06.2024	28.06.2024	YBB (bazp)	3ay (bazp)	1ay (bazp)	1 hafta(bazp)
TSKB	20.23%	19.15%	21.01%	19.60%	19.86%	-36.23	71.06	-114.13	26.00
GARAN	10.34%	10.41%	9.93%	9.47%	9.51%	-83.52	-89.86	-42.50	4.01
AKBNK	55.05%	58.42%	58.86%	54.47%	54.47%	-58.89	-395.52	-439.81	-0.51
VAKBN	2.42%	1.93%	2.48%	2.28%	2.10%	-31.84	16.91	-38.12	-17.53
HALKB	0.71%	0.61%	1.05%	0.96%	0.77%	6.37	15.74	-27.82	-19.16
ALBRK	17.41%	16.96%	23.18%	23.37%	23.08%	567.29	611.70	-9.96	-29.32
YKBNK	35.58%	41.70%	41.44%	39.13%	38.82%	323.72	-287.74	-262.01	-30.85
ISCTR	38.65%	39.32%	39.21%	38.40%	37.43%	-122.47	-189.39	-178.28	-97.92
KONTR	8.91%	8.79%	9.58%	9.01%	13.21%	430.43	442.82	363.23	420.15
KARSN	2.67%	2.81%	3.54%	4.14%	5.83%	315.95	302.34	229.49	169.24
VESTL	7.99%	5.80%	5.69%	5.98%	7.16%	-82.84	136.51	147.16	118.78
CLEBI	1.09%	1.16%	3.07%	2.33%	3.47%	238.30	230.93	39.84	113.64
BIOEN	11.96%	10.93%	7.77%	7.44%	8.45%	-350.24	-247.81	68.02	101.30
MAVI	38.63%	41.78%	40.70%	39.42%	40.32%	169.11	-146.28	-37.79	89.67
SKBNK	6.89%	7.87%	8.11%	6.55%	7.41%	52.21	-45.49	-69.67	85.98
LKMNH	4.12%	7.80%	10.33%	11.36%	12.20%	807.78	440.13	187.18	83.65
SNGYO	4.19%	4.00%	4.78%	4.46%	5.26%	106.97	125.64	48.00	79.73
IHAAS	39.83%	39.74%	45.56%	43.10%	43.88%	405.84	414.22	-167.81	78.37
LINK	0.76%	1.30%	3.00%	2.83%	3.60%	284.30	230.65	60.77	77.37
OZKGY	7.04%	6.88%	7.30%	6.97%	7.72%	68.86	84.68	42.35	75.40
MIATK	6.81%	15.88%	10.38%	8.97%	9.66%	284.81	-622.09	-72.82	68.18
NATEN	24.65%	24.26%	25.06%	25.48%	26.14%	148.50	188.10	107.42	65.45
KZBGY	2.92%	3.68%	2.86%	2.90%	3.53%	61.11	-15.10	66.67	63.00
ANHYT	6.76%	5.66%	9.50%	10.06%	10.69%	392.48	502.45	118.68	62.38
BASGZ	4.25%	5.23%	9.09%	10.39%	11.00%	674.59	576.44	190.06	60.66
NTGAZ	0.24%	0.87%	0.87%	1.04%	1.53%	129.90	66.56	66.89	49.69
MGROS	40.09%	40.55%	34.78%	35.18%	35.66%	-442.64	-489.15	87.91	48.05
AYDEM	6.08%	6.66%	8.68%	9.76%	10.18%	410.35	352.49	149.90	42.53
EUREN	4.02%	4.71%	5.73%	5.62%	5.99%	197.09	128.02	26.22	37.52
MAGEN	18.40%	5.08%	48.17%	48.41%	48.78%	3038.43	4370.79	61.61	36.95
OTKAR	11.13%	12.61%	12.44%	12.26%	12.59%	145.67	-2.35	14.25	32.89
TKFEN	18.79%	19.77%	19.00%	19.95%	20.28%	148.47	50.64	127.75	32.87
PNSUT	1.52%	1.87%	2.80%	1.50%	1.82%	29.51	-4.85	-98.38	31.71
ISDMR	6.21%	6.46%	6.16%	5.89%	6.19%	-1.55	-26.22	3.57	29.96
EKGYO	14.26%	14.98%	15.78%	14.69%	14.99%	73.49	0.85	-78.81	29.66
TURSG	2.45%	4.67%	5.91%	5.83%	6.10%	365.75	143.62	19.78	27.13
FROTO	39.04%	42.73%	42.50%	39.11%	39.37%	32.77	-335.57	-313.08	26.36
MAALT	5.81%	0.89%	2.92%	0.35%	0.60%	-521.28	-28.80	-232.41	24.46
TRCAS	1.54%	1.75%	3.42%	2.43%	2.67%	113.31	92.61	-74.19	24.02
KERVT	1.84%	2.39%	3.22%	3.36%	3.59%	175.74	120.72	37.52	23.72
AKSGY	27.31%	27.37%	28.10%	27.74%	27.93%	61.36	56.09	-16.87	19.13
ULKER	12.32%	11.16%	11.61%	11.17%	11.35%	-96.61	19.88	-25.16	18.72
VAKFN	13.94%	10.28%	12.87%	14.46%	14.64%	69.96	436.59	177.07	18.38
DOHOL	16.91%	15.53%	18.35%	15.06%	15.23%	-168.15	-29.74	-311.38	17.39
RYGYO	18.28%	19.14%	22.06%	23.20%	23.38%	509.79	424.17	131.57	17.19
MIPAZ	4.32%	2.65%	2.71%	2.59%	2.72%	-160.40	6.81	0.87	13.36
GOZDE	6.47%	6.43%	6.76%	6.52%	6.65%	17.30	21.49	-11.67	12.28
VERUS	38.54%	39.79%	39.57%	39.52%	39.64%	109.84	-15.17	6.65	12.08
TRGYO	8.81%	9.72%	10.94%	9.98%	10.09%	128.63	37.57	-85.21	11.48
DESA	12.09%	9.78%	13.40%	13.90%	14.01%	191.89	423.17	60.45	10.77
UNLU	3.42%	2.24%	3.75%	2.73%	2.83%	-58.94	58.59	-91.78	10.36
CEMTS	2.12%	3.41%	1.94%	1.69%	1.78%	-34.57	-163.37	-16.12	8.64
DOCO	41.23%	27.48%	28.32%	29.65%	29.74%	-1149.77	225.47	141.61	8.26
MTRKS	10.04%	4.89%	2.51%	1.05%	1.13%	-891.38	-376.53	-138.30	7.75
HLGYO	0.65%	1.97%	1.20%	1.42%	1.49%	83.51	-48.33	28.22	7.09
RYSAS	57.06%	57.64%	58.19%	58.45%	58.52%	146.54	88.11	33.69	6.74
BERA	10.41%	8.84%	9.19%	9.04%	9.10%	-130.45	25.92	-9.28	6.16
PENTA	19.08%	5.96%	6.06%	5.82%	5.88%	-1320.24	-8.74	-18.33	5.87
ESCOM	8.40%	14.41%	13.59%	13.87%	13.93%	553.35	-47.59	33.79	5.72
KMPUR	8.26%	7.27%	7.26%	7.55%	7.60%	-65.71	32.58	33.90	5.23

AGHOL	21.82%	21.06%	21.36%	19.50%	19.54%	-228.02	-151.97	-182.09	4.63
KOZAL	24.01%	17.44%	17.27%	15.80%	15.83%	-817.35	-160.28	-143.91	3.83
EBEBK	9.42%	7.49%	7.07%	6.79%	6.82%	-260.00	-67.33	-24.97	3.46
KONYA	6.21%	6.67%	6.21%	6.39%	6.43%	21.32	-24.74	21.14	3.22
INVES	14.36%	8.57%	8.41%	8.08%	8.10%	-625.52	-46.52	-30.67	1.76
TERA	20.16%	21.79%	22.13%	21.01%	21.02%	86.28	-76.83	-111.05	1.60
KCHOL	59.84%	63.09%	62.57%	57.06%	57.07%	-277.61	-602.61	-550.59	1.15
KARTN	1.20%	1.46%	1.25%	1.19%	1.19%	-0.84	-27.37	-5.50	0.32
OYAKC	2.65%	3.04%	2.81%	2.71%	2.72%	6.93	-32.04	-9.32	0.25
DMRGD	1.61%	3.87%	0.70%	1.22%	1.23%	-38.42	-263.98	53.05	0.21
UZEL	12.33%	12.34%	12.34%	12.34%	12.34%	0.21	0.00	0.00	0.00
ECZYT	3.80%	3.76%	4.08%	4.39%	4.39%	58.97	62.82	31.30	-0.23
KLNMA	6.85%	3.91%	5.60%	5.55%	5.55%	-129.66	163.76	-4.80	-0.39
ALFAS	8.44%	7.90%	7.94%	8.85%	8.85%	40.35	94.22	90.80	-0.65
KORDS	8.87%	9.24%	8.77%	7.75%	7.74%	-113.43	-150.98	-103.68	-1.52
SARKY	6.47%	6.61%	6.33%	6.13%	6.12%	-35.12	-49.69	-21.84	-1.65
GOODY	49.73%	50.63%	49.52%	49.43%	49.41%	-31.62	-121.93	-10.55	-1.87
BRYAT	4.93%	4.95%	4.28%	3.35%	3.33%	-160.18	-162.04	-94.46	-2.25
ALKIM	8.15%	7.72%	7.62%	6.48%	6.45%	-170.77	-126.95	-117.63	-3.10
MNDTR	82.43%	82.46%	82.58%	82.42%	82.38%	-5.44	-8.60	-20.60	-4.48
GSDHO	8.55%	8.76%	9.87%	9.48%	9.43%	87.77	66.67	-44.10	-4.52
BMSTL	3.67%	0.45%	2.03%	1.13%	1.08%	-258.69	63.26	-95.50	-4.79
IZMDC	4.95%	4.30%	4.37%	4.12%	4.07%	-88.37	-23.50	-30.76	-4.89
PINSU	4.28%	3.33%	2.90%	2.77%	2.71%	-157.01	-62.74	-19.33	-5.85
OYYAT	9.43%	7.69%	8.04%	7.77%	7.71%	-172.30	1.73	-33.33	-5.91
TUKAS	2.20%	1.80%	1.85%	1.94%	1.88%	-32.31	8.04	2.90	-6.84
TAVHL	42.60%	44.91%	47.30%	46.23%	46.15%	355.40	124.10	-114.29	-7.55
SASA	11.81%	9.71%	9.66%	9.47%	9.39%	-241.59	-32.39	-26.83	-7.67
ARCLK	16.19%	15.33%	16.26%	16.42%	16.34%	15.29	101.20	7.72	-7.79
YYLGD	3.28%	3.93%	4.22%	4.34%	4.26%	98.14	32.93	3.75	-7.94
ECILC	6.11%	6.13%	7.10%	6.59%	6.51%	40.49	38.12	-58.17	-8.09
BUCIM	3.80%	3.72%	3.57%	3.64%	3.55%	-25.53	-16.93	-2.62	-9.25
AKCNS	17.03%	11.92%	10.69%	10.46%	10.36%	-666.67	-155.76	-32.67	-9.33
PGSUS	22.60%	23.45%	22.91%	21.29%	21.19%	-140.76	-225.96	-171.36	-9.50
MPARK	28.54%	27.59%	26.62%	26.85%	26.73%	-180.87	-86.51	10.68	-11.78
GENTS	11.90%	4.11%	3.56%	3.21%	3.09%	-880.25	-101.62	-46.40	-12.08
GENIL	20.76%	19.79%	18.04%	18.48%	18.35%	-240.96	-144.24	31.58	-12.58
AKSEN	3.64%	3.44%	3.98%	3.81%	3.68%	4.13	24.04	-29.26	-12.75
ISGYO	12.01%	11.09%	10.83%	10.70%	10.57%	-143.54	-51.66	-25.66	-12.97
YEOTK	5.19%	6.34%	6.20%	6.59%	6.46%	126.15	11.79	25.81	-13.14
ODAS	12.29%	11.28%	11.27%	11.25%	11.10%	-119.01	-17.89	-16.65	-14.93
ENKAI	29.16%	29.15%	27.83%	27.26%	27.10%	-205.89	-205.01	-72.67	-15.58
ISMEN	29.05%	28.30%	26.91%	25.34%	25.18%	-387.14	-312.00	-173.72	-16.22
BAGFS	4.00%	3.39%	3.70%	3.74%	3.57%	-43.02	18.12	-13.23	-16.86
PETUN	0.96%	1.34%	2.75%	1.21%	1.04%	7.63	-30.45	-171.33	-17.47
VESBE	8.75%	14.14%	16.36%	15.65%	15.47%	671.55	133.11	-88.88	-18.18
ZOREN	6.58%	7.82%	8.57%	8.13%	7.94%	135.69	11.84	-63.05	-18.72
AKFGY	3.44%	3.82%	4.38%	4.19%	3.99%	55.38	17.46	-38.59	-19.17
AYGAZ	9.12%	9.88%	10.83%	10.31%	10.11%	99.66	23.13	-71.75	-19.86
LOGO	34.43%	31.90%	29.75%	30.36%	30.16%	-426.96	-173.36	41.02	-20.18
AFYON	1.11%	1.48%	0.92%	0.97%	0.76%	-34.24	-71.88	-15.12	-20.19
SMRTG	12.24%	12.38%	10.95%	11.00%	10.80%	-143.94	-158.41	-15.56	-20.23
RAYSG	89.99%	91.21%	91.93%	92.16%	91.95%	196.35	74.27	2.86	-20.29
POLHO	7.50%	7.07%	7.12%	6.17%	5.95%	-154.54	-111.22	-116.35	-21.20
ARENA	25.29%	25.35%	23.87%	24.06%	23.84%	-144.52	-150.31	-3.13	-22.11
CIMSA	8.39%	8.46%	9.11%	8.45%	8.23%	-16.10	-23.26	-87.76	-22.36
DYOBY	0.50%	0.26%	2.64%	2.54%	2.30%	180.13	204.70	-33.53	-23.44
AKSA	18.69%	19.17%	18.50%	19.03%	18.77%	8.07	-39.71	27.82	-25.18
ASUZU	6.76%	6.36%	7.50%	6.46%	6.20%	-55.72	-15.82	-130.12	-25.92
POLTK	27.84%	30.91%	32.14%	41.60%	41.33%	1348.36	1042.10	918.99	-27.15
DOAS	25.04%	30.07%	21.45%	21.09%	20.80%	-424.24	-926.86	-65.11	-28.88
BRISA	10.05%	10.56%	10.02%	8.57%	8.28%	-177.12	-228.07	-173.59	-29.05
NETAS	0.38%	3.26%	2.42%	2.13%	1.80%	142.39	-146.20	-61.41	-32.26

ISFIN	18.57%	13.87%	15.73%	13.80%	13.48%	-509.03	-39.30	-224.90	-32.26
VAKKO	19.71%	19.55%	21.50%	21.67%	21.34%	163.23	178.79	-16.00	-33.02
KAYSE	12.55%	10.53%	12.17%	10.51%	10.18%	-236.89	-35.80	-199.13	-33.45
SISE	20.62%	18.70%	19.07%	17.70%	17.33%	-328.91	-137.58	-174.06	-37.28
ALGYO	2.19%	2.95%	4.43%	2.59%	2.21%	1.86	-73.96	-222.23	-37.99
KAREL	2.90%	4.03%	5.22%	4.62%	4.23%	132.46	19.40	-99.19	-39.07
ASELS	29.71%	30.82%	33.08%	30.88%	30.48%	77.01	-33.87	-260.63	-40.31
NTHOL	4.16%	4.25%	4.18%	4.34%	3.92%	-24.09	-32.57	-25.43	-41.43
TUPRS	40.20%	38.86%	36.64%	31.69%	31.28%	-892.77	-758.21	-536.77	-41.63
CRFSA	12.70%	14.26%	9.11%	9.78%	9.35%	-335.29	-491.54	23.43	-42.94
KCAER	13.70%	15.65%	15.19%	16.34%	15.91%	220.92	26.06	72.47	-43.46
HEKTS	20.64%	15.16%	14.56%	13.71%	13.27%	-737.12	-189.30	-128.91	-43.54
CMBTN	0.68%	0.98%	1.46%	0.99%	0.55%	-12.83	-43.26	-91.58	-44.11
GUBRF	7.39%	9.59%	8.38%	7.96%	7.52%	12.97	-207.65	-86.35	-44.32
AGESA	26.34%	38.40%	40.06%	37.86%	37.41%	1106.96	-98.65	-265.18	-44.57
YKSLN	1.14%	0.76%	2.57%	1.12%	0.67%	-47.50	-9.52	-190.50	-44.92
ENJSA	24.89%	22.40%	22.82%	20.72%	20.27%	-462.45	-212.84	-254.62	-45.09
INDES	12.03%	13.19%	11.14%	10.85%	10.40%	-162.78	-278.51	-74.01	-45.43
QUAGR	3.81%	4.22%	4.31%	3.57%	3.12%	-69.29	-110.44	-119.51	-45.65
ADGYO	4.46%	0.46%	0.95%	1.09%	0.62%	-383.68	16.54	-32.55	-46.22
DEVA	1.84%	1.88%	2.06%	2.50%	2.03%	19.34	15.26	-2.79	-47.32
CWENE	7.45%	9.13%	11.23%	12.09%	11.61%	416.16	247.74	37.89	-47.41
AHGAZ	8.81%	8.80%	10.49%	10.88%	10.39%	158.14	159.24	-9.61	-48.58
TOASO	39.76%	34.08%	33.38%	31.45%	30.96%	-879.51	-311.49	-241.10	-49.00
IPEKE	7.09%	5.38%	5.71%	5.83%	5.33%	-176.09	-5.58	-38.18	-49.87
IMASM	4.32%	6.17%	3.21%	3.72%	3.21%	-110.78	-296.06	-0.24	-51.38
AKGRT	20.05%	21.80%	23.69%	23.29%	22.73%	267.29	93.00	-96.36	-56.15
AEFES	56.32%	58.04%	56.71%	53.73%	53.17%	-315.55	-487.62	-354.93	-56.55
KRVGD	11.59%	13.74%	15.02%	11.42%	10.85%	-73.67	-289.39	-417.34	-56.81
DGNMO	1.09%	1.79%	1.80%	2.40%	1.82%	73.16	2.77	2.31	-57.57
GLYHO	20.07%	20.72%	21.59%	21.09%	20.51%	43.67	-20.67	-107.97	-57.65
TMSN	1.74%	2.73%	1.20%	1.78%	1.20%	-54.20	-153.01	-0.32	-58.09
HTTBT	16.49%	17.42%	19.67%	19.65%	19.06%	256.82	163.88	-60.40	-59.16
TCELL	69.31%	66.06%	67.26%	63.51%	62.92%	-639.26	-314.88	-434.70	-59.28
ASTOR	7.09%	5.98%	5.68%	5.83%	5.22%	-186.59	-76.42	-46.15	-60.69
ALCAR	0.47%	0.32%	0.22%	0.80%	0.19%	-28.16	-13.43	-3.80	-60.99
BIMAS	49.36%	48.47%	49.83%	48.89%	48.27%	-109.34	-19.84	-156.33	-62.12
THYAO	33.45%	30.59%	26.32%	24.20%	23.56%	-988.65	-702.54	-276.19	-63.57
BIZIM	3.59%	1.59%	4.06%	1.57%	0.93%	-265.53	-65.86	-312.57	-63.58
CCOLA	79.41%	83.86%	83.84%	83.09%	82.46%	304.52	-140.58	-138.24	-63.89
EGEEN	10.29%	11.45%	10.60%	10.98%	10.30%	1.11	-114.91	-30.05	-68.35
PETKM	10.55%	9.82%	12.01%	12.15%	11.39%	84.12	157.35	-62.35	-76.09
SMART	4.50%	1.65%	1.34%	1.13%	0.36%	-413.53	-128.75	-97.67	-76.82
ARDYZ	2.69%	4.57%	1.83%	2.69%	1.90%	-78.81	-266.70	6.76	-79.12
TTRAK	31.61%	29.02%	30.82%	30.53%	29.67%	-193.91	65.18	-114.68	-86.22
ALCTL	0.77%	0.77%	3.54%	4.21%	3.33%	255.91	255.23	-20.82	-87.81
ESCAR	12.99%	18.13%	18.87%	18.41%	17.52%	453.11	-60.47	-134.80	-89.03
TATGD	7.29%	6.90%	7.16%	6.44%	5.54%	-175.70	-136.63	-162.32	-90.04
BIENY	4.62%	3.33%	4.25%	3.78%	2.87%	-175.64	-45.83	-138.72	-90.92
ELITE	13.71%	13.67%	0.47%	2.01%	1.09%	-1262.91	-1258.80	61.67	-92.12
ORGE	6.86%	14.02%	13.50%	13.48%	12.54%	567.82	-148.52	-96.20	-94.64
TTKOM	13.94%	21.10%	21.60%	19.00%	18.05%	410.79	-305.41	-354.86	-95.32
PEKGY	18.30%	18.82%	6.69%	5.63%	4.64%	-1365.59	-1417.69	-204.95	-99.18
NUHCM	18.93%	18.68%	18.95%	18.97%	17.86%	-106.95	-82.76	-109.75	-111.20
PKART	31.85%	31.57%	35.16%	35.70%	34.54%	268.83	296.76	-61.86	-116.37
SKTAS	0.56%	2.11%	0.17%	1.33%	0.17%	-38.88	-194.51	-0.05	-116.48
CANTE	5.01%	7.78%	7.42%	7.54%	6.36%	135.30	-142.13	-106.10	-117.76
YATAS	14.90%	15.15%	14.81%	15.23%	14.03%	-87.52	-112.33	-78.88	-120.01
PSGYO	5.37%	5.17%	1.55%	6.61%	5.29%	-8.52	11.90	373.90	-132.69
SOKM	35.29%	33.06%	36.50%	36.60%	35.21%	-7.80	214.92	-128.66	-139.24
KOZAA	20.19%	15.13%	17.34%	15.80%	14.30%	-588.62	-83.00	-304.11	-149.46
SAHOL	46.84%	46.60%	49.95%	47.30%	45.79%	-104.93	-80.96	-416.87	-151.22
KRDMD	13.78%	12.46%	15.89%	16.20%	14.57%	79.06	211.44	-131.70	-162.50

<b>SELEC</b>	18.40%	22.78%	20.94%	18.95%	17.19%	-121.58	-559.71	-375.56	-175.97
<b>EREGL</b>	18.71%	17.48%	20.34%	20.50%	18.65%	-6.37	117.11	-169.44	-184.91
<b>BRSAN</b>	13.16%	8.34%	8.19%	9.46%	7.58%	-557.05	-75.27	-60.34	-187.44
<b>EUPWR</b>	8.35%	8.62%	9.06%	17.58%	15.62%	727.25	700.30	656.61	-196.10
<b>GESAN</b>	8.65%	7.84%	7.50%	13.90%	11.91%	326.32	406.69	440.63	-198.74
<b>TKNSA</b>	12.89%	20.59%	16.25%	13.73%	11.70%	-119.22	-889.50	-454.88	-203.55
<b>ALARK</b>	9.69%	10.61%	10.78%	16.99%	14.85%	516.27	424.39	406.84	-214.45
<b>GWIND</b>	10.23%	8.23%	11.70%	11.53%	9.26%	-96.69	102.75	-243.42	-226.65
<b>GOLTS</b>	4.83%	3.94%	6.25%	7.60%	5.03%	20.37	108.72	-121.78	-256.68

\*Veriler Citibank+Deutsche takasını içermektedir.



# AKYatırım

Bu rapor, Ak Yatırım Menkul Değerler A.Ş. tarafından, güvenilir olduğuna inanılan kaynaklardan elde edilen bilgi ve veriler kullanılarak hazırlanmıştır. Raporunda yer alan ifadeler, hiçbir şekilde veya suretle alış veya satış teklifi olarak değerlendirilmemelidir. Ak Yatırım, bu bilgilerin doğru, eksiksiz ve değişmez olduğunu garanti etmemektedir. Bu sebeple, okuyucuların, bu raporlardan elde edilen bilgilere dayanarak hareket etmeden önce, bilgilerin doğruluğunu teyit ettirmeleri önerilir ve bu bilgilere dayanarak aldıkları kararlarda sorumluluk kendilerine aittir. Bilgilerin eksikliği ve yanlışlığından Ak Yatırım hiçbir şekilde sorumlu tutulamaz. Ayrıca, Ak Yatırım'ın ve Akbank'ın tüm çalışanları ve danışmanlarının, herhangi bir şekilde bilgiler dolayısıyla ortaya çıkabilecek, doğrudan veya dolaylı zararlarla ilgili herhangi bir sorumluluğu yoktur. Burada yer alan bilgiler, bir yatırım tavsiyesi, yatırım aracının alım-satım önerisi ya da getiri vaadi değildir ve Yatırım Danışmanlığı kapsamında yer almamaktadır. Yatırım Danışmanlığı hizmeti; aracı kurumlar, portföy yönetim şirketleri, mevduat kabul etmeyen bankalar ile müşteri arasında imzalanacak Yatırım Danışmanlığı sözleşmesi çerçevesinde sunulmaktadır. Bunlara ilaveten, Ak Yatırım, raporların Internet üzerinden e-mail yoluyla alınması durumunda virüs, hatalı gönderim veya diğer herhangi bir teknik sebepten dolayı alıcının donanımına veya yazılımına gelebilecek herhangi bir zarardan dolayı sorumlu tutulamaz.

© Ak Yatırım Menkul Değerler A.Ş.