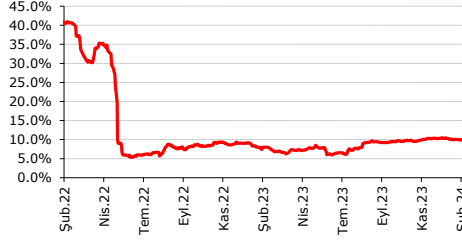


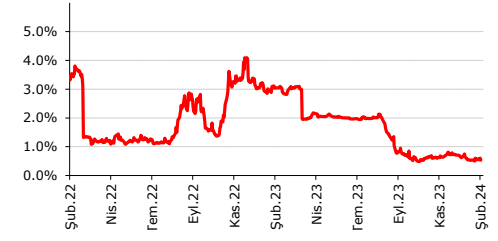
AKBNK -



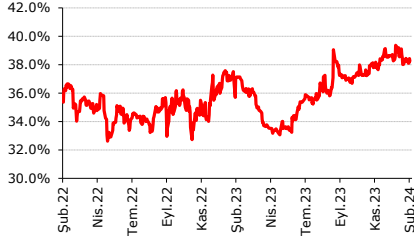
GARAN -



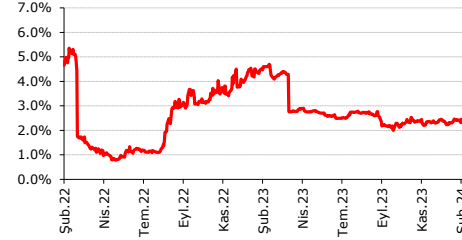
HALKB -



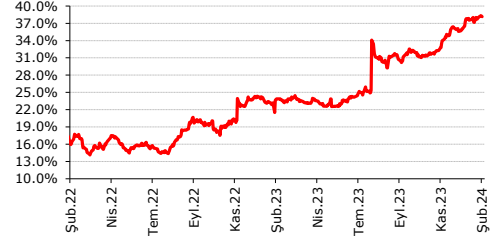
ISCTR -



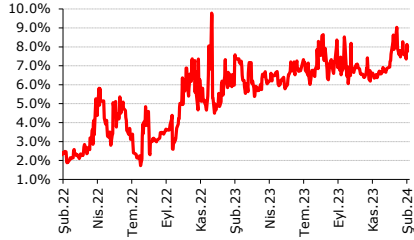
VAKBN -



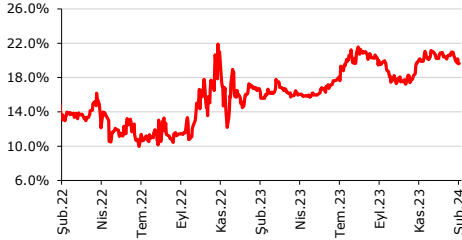
YKBNK -



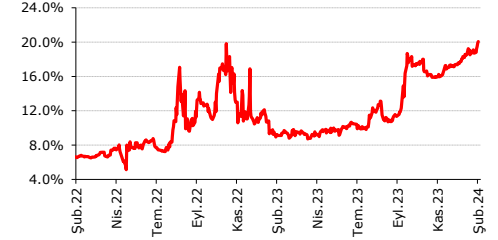
SKBNK -



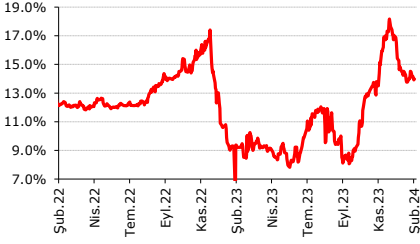
TSKB -



ALBRK -



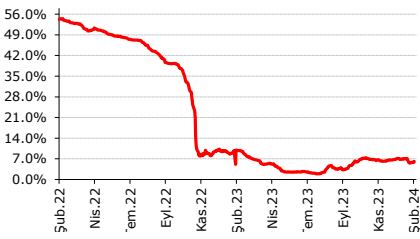
## AKCNS



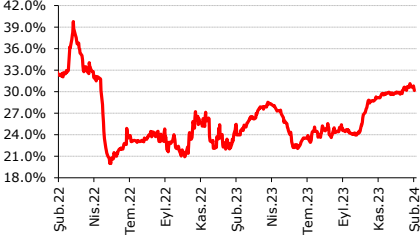
## AKGRT



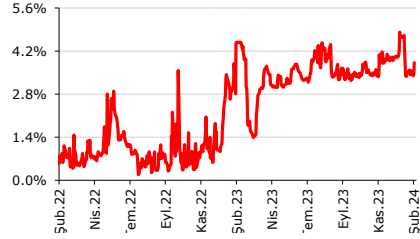
## ANHYT



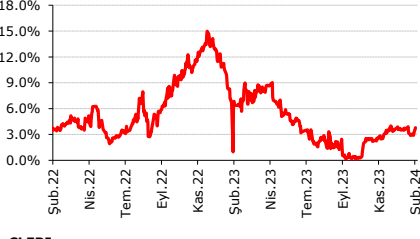
## ASELS



## BAGFS



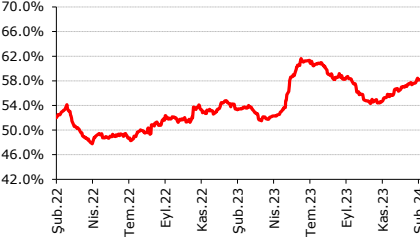
## BIZIM



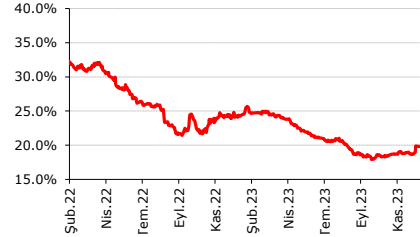
## CLEBI



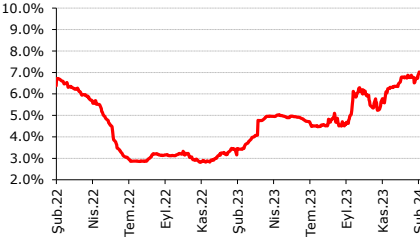
## AEFES



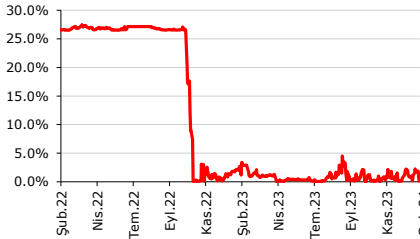
## AKSA



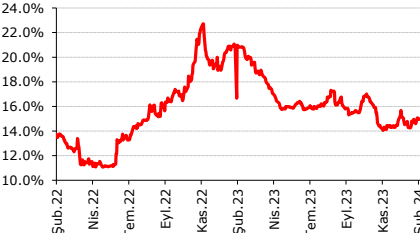
## ANSGR



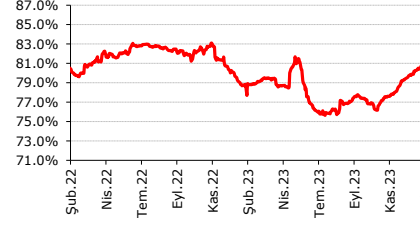
## FONET



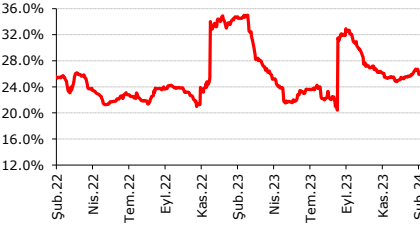
## YATAS



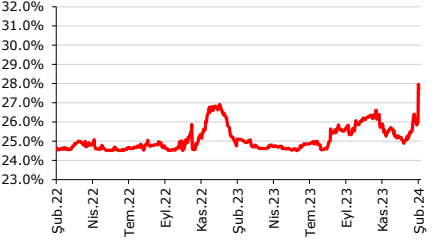
## CCOLA



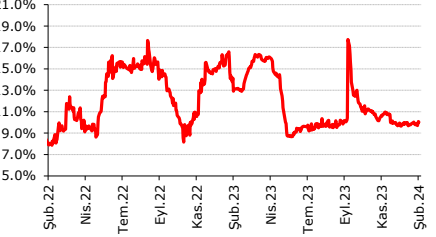
## DOAS



## ARENA



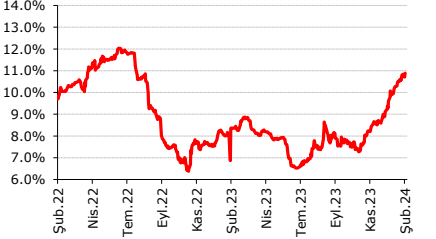
## ALARK



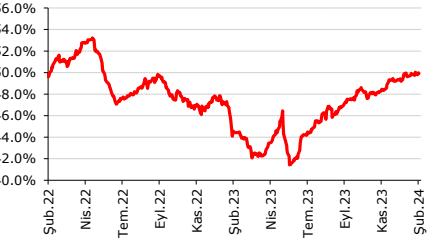
## ARCLK



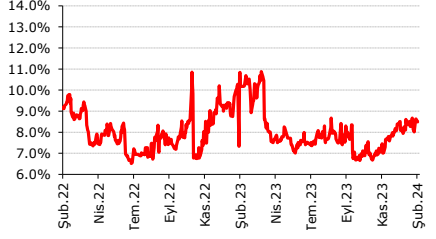
## AYGAZ



## BIMAS

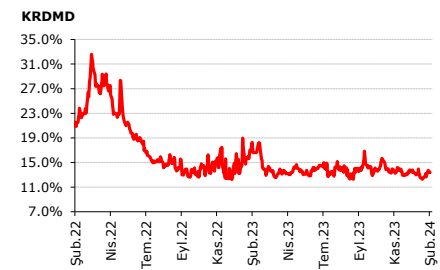
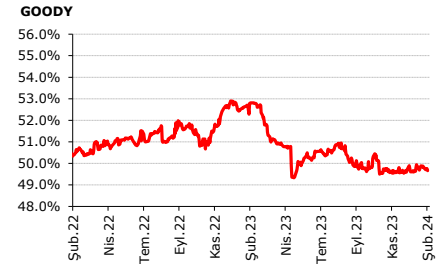
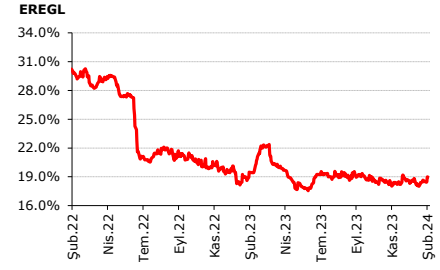
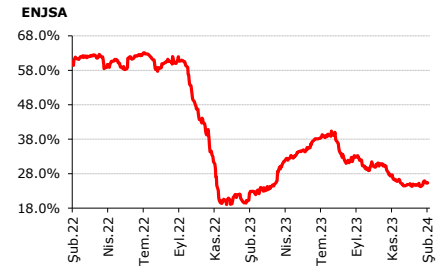
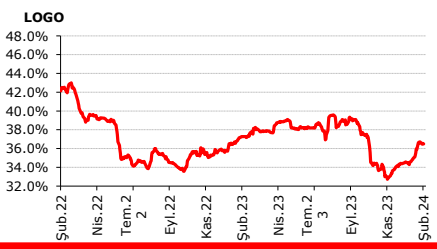
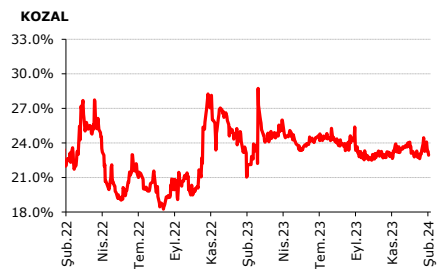
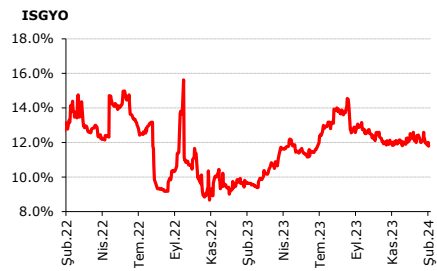
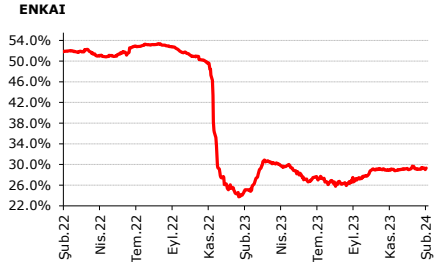
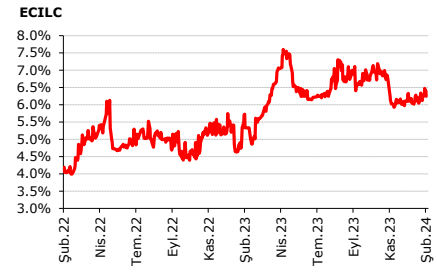
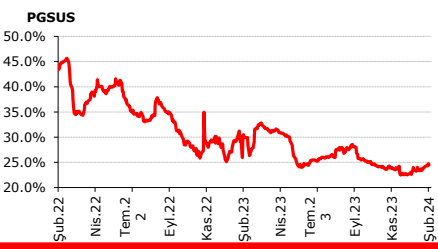
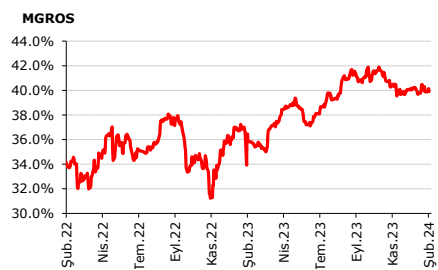
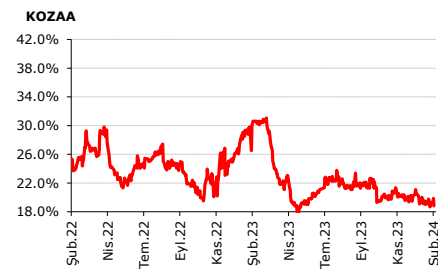
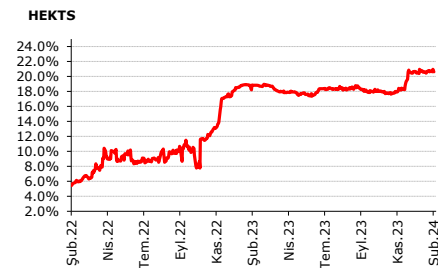


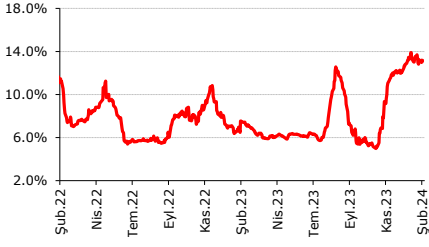
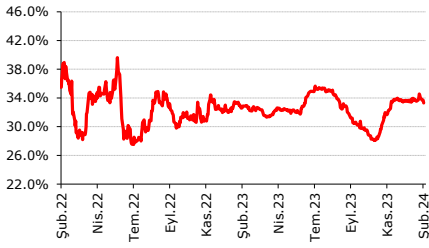
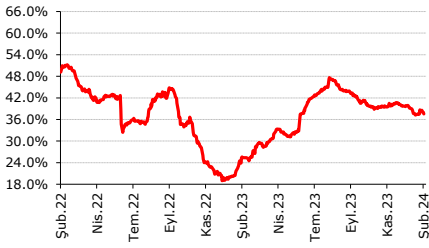
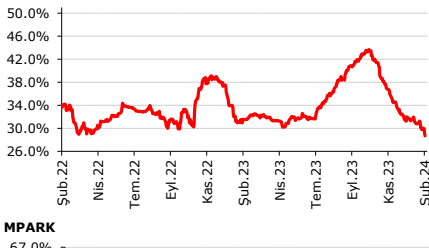
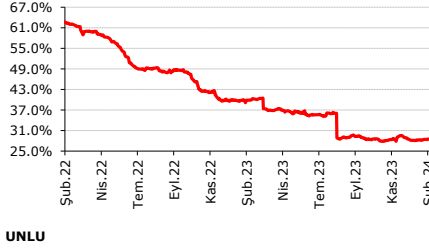
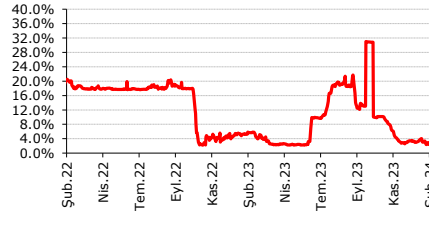
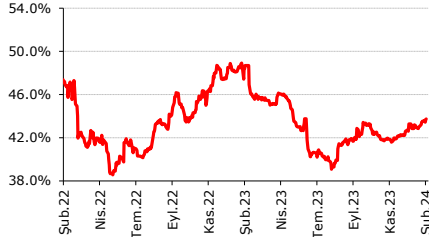
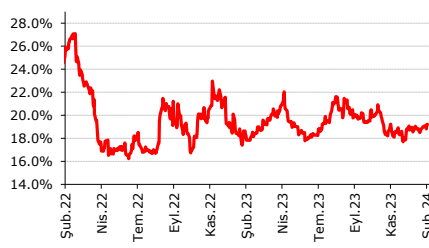
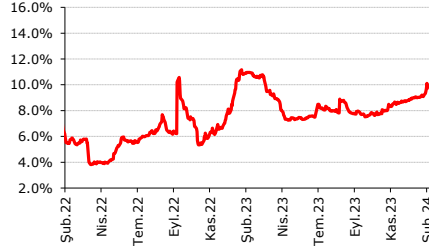
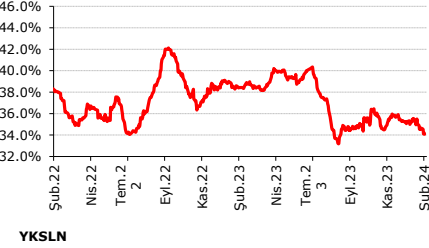
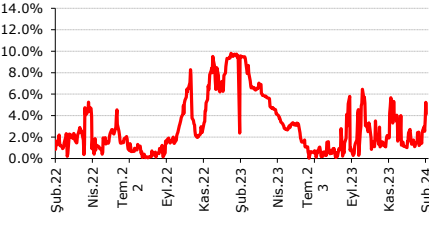
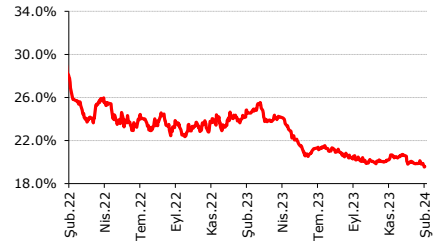
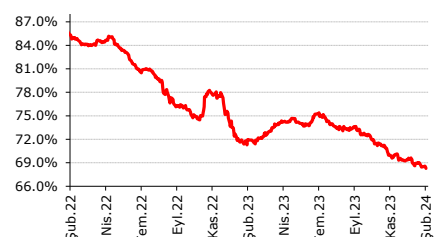
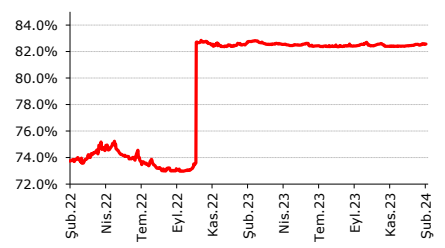
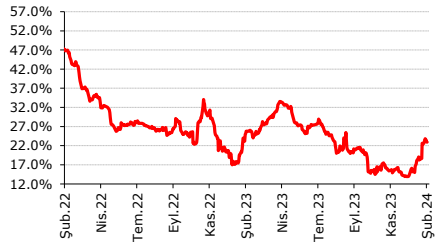
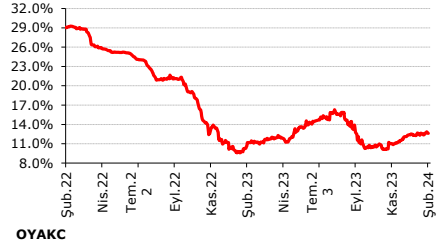
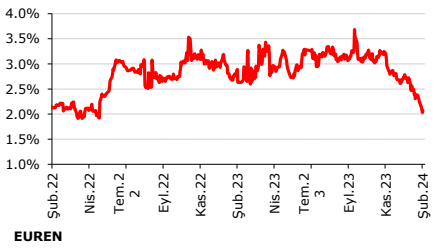
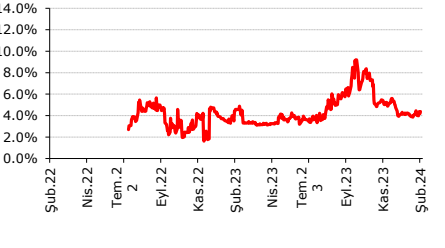
## CIMSA



## DOHOL





**SASA****INDES****THYAO****TOASO****TTRAK****MPARK****UNLU****SELEC****TAVHL****TKFEN****VESEB****TUPRS****SOKM****YKSLN****SISE****TCELL****MNDTR****TTKOM****ULKER****OYAKC****EUREN**

Son 1 haftaya göre yabancı takas değişim sıralaması (Citi-Deut)

Hisse	29.12.2023	10.11.2023	09.01.2024	02.02.2024	09.02.2024	YBB (bazp)	3ay (bazp)	1ay (bazp)	1 hafta(bazp)
ALBRK	17.41%	16.14%	17.76%	18.72%	20.06%	265.67	392.65	230.17	134.01
AKBNK	55.05%	49.41%	55.59%	56.49%	56.76%	170.61	734.90	117.31	26.84
YKBNK	35.58%	31.62%	36.50%	37.94%	38.16%	257.86	654.02	166.31	21.66
HALKB	0.71%	0.65%	0.67%	0.55%	0.54%	-16.83	-10.84	-13.56	-1.09
ISCTR	38.65%	37.23%	38.56%	38.28%	38.26%	-39.10	102.68	-30.29	-2.52
VAKBN	2.42%	2.43%	2.34%	2.40%	2.35%	-7.27	-8.37	0.95	-5.29
GARAN	10.34%	9.59%	10.28%	10.03%	9.94%	-40.08	34.88	-33.91	-8.47
TSKB	20.23%	17.41%	20.93%	20.00%	19.65%	-58.09	223.96	-128.09	-35.15
ORGE	6.86%	5.79%	7.37%	8.89%	11.06%	419.87	526.32	368.38	216.73
EUPWR	8.35%	3.99%	8.43%	7.88%	9.83%	148.14	583.94	140.15	194.65
ARENA	25.29%	26.37%	24.89%	26.08%	27.71%	242.25	134.14	282.30	163.02
POLHO	7.50%	5.59%	6.85%	6.83%	8.39%	89.00	279.56	154.15	156.42
YKSLN	1.14%	1.09%	2.33%	2.62%	4.14%	300.00	305.47	181.29	152.01
CMBTN	0.68%	2.37%	0.69%	0.19%	1.69%	101.27	-67.95	99.83	149.42
SELEC	18.40%	17.43%	18.62%	21.15%	22.64%	423.94	521.55	402.41	148.76
ESCOM	8.40%	8.92%	8.83%	9.97%	11.46%	306.44	254.15	263.18	148.71
MIATK	6.81%	1.87%	5.08%	9.34%	10.77%	396.21	890.19	568.88	143.00
SKTAS	0.56%	3.33%	0.54%	2.04%	3.15%	259.07	-18.72	260.25	110.56
AKGRT	20.05%	20.09%	20.66%	21.54%	22.55%	250.04	246.04	189.08	101.56
AYDEM	6.08%	5.38%	6.28%	7.10%	8.09%	201.35	271.02	181.48	98.72
EBEBK	9.42%	8.22%	8.76%	5.37%	6.36%	-306.51	-186.34	-240.28	98.11
MAVI	38.63%	36.41%	38.32%	40.55%	41.52%	289.13	511.11	320.12	97.24
YEOTK	5.19%	0.82%	3.26%	3.97%	4.92%	-27.41	409.94	166.06	95.37
GSDHO	8.55%	8.75%	9.34%	9.18%	9.94%	139.16	119.49	60.41	76.51
BIZIM	3.59%	2.53%	3.70%	3.05%	3.78%	19.47	125.61	8.76	73.84
CLEBI	1.09%	1.31%	1.06%	1.37%	2.09%	99.88	77.53	102.59	71.16
BRISA	10.05%	10.75%	10.28%	10.01%	10.67%	61.45	-8.49	39.19	66.07
NTGAZ	0.24%	0.03%	0.43%	0.57%	1.17%	93.74	114.45	74.04	60.43
TRGYO	8.81%	6.34%	8.94%	9.98%	10.56%	175.66	422.48	161.75	58.17
SNGYO	4.19%	4.28%	4.52%	5.41%	5.99%	179.90	171.07	146.72	58.09
VESTL	7.99%	7.03%	7.85%	5.87%	6.44%	-155.23	-59.25	-141.30	56.65
ASUZU	6.76%	5.85%	7.48%	6.73%	7.28%	52.35	143.55	-19.63	54.84
BASGZ	4.25%	4.96%	4.23%	4.56%	5.10%	84.95	13.62	86.39	53.93
VESBE	8.75%	8.07%	8.98%	9.18%	9.72%	96.71	164.89	74.13	53.76
SMRTG	12.24%	11.50%	12.16%	11.88%	12.40%	16.97	90.67	24.79	52.53
KONTR	8.91%	8.48%	8.58%	8.50%	9.03%	11.95	54.37	44.71	52.39
KRVGD	11.59%	10.63%	12.03%	12.93%	13.44%	185.61	281.56	141.46	51.03
GLYHO	20.07%	20.19%	19.80%	19.36%	19.86%	-21.80	-33.85	5.20	49.89
EREGL	18.71%	18.56%	18.63%	18.51%	19.00%	28.13	43.21	36.51	48.97
KZBGY	2.92%	3.95%	3.36%	5.11%	5.59%	267.58	164.22	222.89	48.62
TURSG	2.45%	2.82%	2.81%	4.32%	4.80%	235.35	197.88	198.57	48.17
AEFES	56.32%	54.74%	57.10%	57.71%	58.18%	185.91	343.58	108.15	47.07
CIMSA	8.39%	6.80%	8.14%	8.02%	8.49%	9.65	168.70	34.40	46.80
CEMTS	2.12%	2.14%	2.38%	2.41%	2.87%	74.63	72.48	48.75	46.33
MIPAZ	4.32%	3.79%	4.38%	3.52%	3.98%	-34.49	18.49	-40.06	46.03
ODAS	12.29%	10.65%	12.15%	12.32%	12.77%	48.05	212.71	62.77	45.08
IHAAS	39.83%	32.22%	40.33%	42.05%	42.50%	267.75	1027.83	217.20	44.84
TTKOM	13.94%	17.22%	16.11%	22.52%	22.93%	899.08	571.03	682.27	40.97
TERA	20.16%	21.70%	21.03%	19.69%	20.10%	-6.35	-160.85	-93.24	40.14
ANHYT	6.76%	6.81%	7.05%	5.74%	6.13%	-63.57	-67.92	-92.55	39.10
YATAS	14.90%	15.93%	14.80%	14.59%	14.96%	6.18	-96.30	15.71	37.53
CRFSA	12.70%	12.93%	13.09%	14.55%	14.91%	221.17	197.60	182.52	35.71
KRDMD	13.78%	13.84%	13.23%	13.01%	13.37%	-41.10	-47.42	14.38	35.59
NETAS	0.38%	0.26%	0.55%	0.93%	1.28%	90.06	101.99	72.77	35.19
DOHOL	16.91%	13.79%	16.82%	16.23%	16.58%	-33.23	279.11	-23.93	35.13
EKGYO	14.26%	16.49%	15.46%	14.28%	14.63%	37.36	-185.94	-83.55	34.87
EUREN	4.02%	5.11%	4.24%	4.03%	4.37%	35.51	-73.68	13.63	34.79
PEKGY	18.30%	16.98%	18.02%	18.64%	18.96%	65.72	197.33	93.12	31.55
OTKAR	11.13%	11.02%	11.38%	11.92%	12.22%	108.81	119.49	84.07	30.00
AGESA	26.34%	30.79%	25.82%	28.79%	29.09%	274.88	-170.05	327.32	29.78

ALCAR	0.47%	0.60%	0.82%	0.46%	0.75%	28.36	15.12	-6.59	29.05
PETKM	10.55%	10.22%	10.55%	10.31%	10.59%	4.59	37.51	4.02	28.04
AKSA	18.69%	18.55%	19.82%	20.10%	20.36%	166.77	180.67	53.92	26.39
BAGFS	4.00%	3.43%	4.26%	3.57%	3.82%	-17.64	39.05	-43.05	25.74
AKFGY	3.44%	1.57%	3.86%	4.04%	4.29%	85.33	272.72	43.06	25.10
KERVT	1.84%	1.64%	1.88%	1.66%	1.90%	6.83	26.59	2.00	24.87
HTTBT	16.49%	13.50%	16.48%	18.56%	18.81%	231.09	530.10	232.58	24.67
ALARK	9.69%	11.01%	9.80%	9.79%	10.03%	33.95	-98.62	22.39	23.92
PGSUS	22.60%	24.16%	23.98%	24.25%	24.47%	187.31	31.50	49.00	22.40
TAVHL	42.60%	41.83%	43.28%	43.54%	43.75%	114.94	192.48	47.04	20.61
SKBNK	6.89%	6.41%	8.28%	7.59%	7.77%	87.43	135.92	-51.90	17.34
TKFEN	18.79%	19.55%	18.95%	19.05%	19.22%	42.31	-33.10	26.80	16.73
KCHOL	59.84%	59.43%	60.40%	62.66%	62.83%	298.25	339.28	242.85	16.70
ASTOR	7.09%	5.82%	6.00%	5.71%	5.87%	-121.81	4.44	-13.14	16.30
ADGYO	4.46%	-	1.91%	1.03%	1.19%	-327.17	-	-71.81	15.70
VERUS	38.54%	37.56%	38.62%	39.18%	39.34%	79.61	177.26	71.60	15.66
POLTK	27.84%	26.89%	27.87%	28.42%	28.57%	72.46	168.12	69.52	14.90
RYGYO	18.28%	16.35%	18.09%	18.87%	19.02%	74.01	266.53	92.73	14.70
CANTE	5.01%	3.19%	5.26%	5.55%	5.70%	68.75	250.95	44.10	14.47
KORDS	8.87%	9.02%	8.96%	10.28%	10.42%	155.31	140.11	146.36	14.26
BRYAT	4.93%	4.97%	4.90%	5.08%	5.22%	28.25	24.53	31.33	13.40
TRCAS	1.54%	1.15%	1.41%	1.47%	1.59%	5.30	44.77	18.25	12.82
GOLTS	4.83%	1.84%	5.19%	5.58%	5.71%	88.20	387.05	51.84	12.65
GUBRF	7.39%	7.72%	5.85%	6.18%	6.31%	-107.89	-141.37	45.75	12.58
INVES	14.36%	14.33%	13.95%	7.65%	7.77%	-658.89	-656.16	-618.03	12.14
TMSN	1.74%	1.05%	1.89%	1.57%	1.69%	-5.22	63.70	-19.98	11.95
MPARK	28.54%	27.90%	28.16%	28.42%	28.53%	-0.35	63.06	37.13	11.79
EGEEN	10.29%	9.50%	10.05%	10.23%	10.35%	5.98	84.79	29.22	11.25
AYGAZ	9.12%	7.57%	10.07%	10.80%	10.89%	177.06	332.11	81.98	8.63
CWENE	7.45%	3.11%	6.93%	7.19%	7.26%	-18.68	415.39	33.63	7.42
AHGAZ	8.81%	11.47%	9.14%	8.31%	8.37%	-43.95	-310.45	-77.59	6.04
RYSAS	57.06%	57.08%	57.11%	57.23%	57.29%	22.85	20.76	17.75	5.78
MAALT	5.81%	0.37%	4.21%	1.29%	1.33%	-448.09	96.06	-287.90	4.37
GOZDE	6.47%	6.49%	6.66%	6.70%	6.74%	26.79	24.90	8.34	4.34
TATGD	7.29%	7.74%	7.82%	8.87%	8.91%	161.67	117.58	108.75	4.15
MGROS	40.09%	41.46%	40.23%	39.87%	39.90%	-18.73	-156.11	-32.67	3.10
AFYON	1.11%	0.98%	1.22%	1.21%	1.23%	12.59	24.95	0.85	2.29
RAYSG	89.99%	88.00%	90.24%	91.30%	91.32%	133.11	332.49	108.36	2.03
KLNMA	6.85%	11.89%	5.73%	5.73%	5.73%	-111.92	-616.63	0.01	0.00
UZEL	12.33%	12.33%	12.33%	12.34%	12.34%	0.21	0.21	0.21	0.00
NUHCM	18.93%	17.13%	18.95%	18.87%	18.87%	-5.86	173.30	-8.81	-0.29
GESAN	8.65%	7.54%	8.02%	7.88%	7.88%	-76.92	34.09	-14.23	-0.58
DEVA	1.84%	1.87%	1.94%	2.15%	2.14%	30.34	26.59	19.90	-0.71
SARKY	6.47%	7.58%	6.51%	6.46%	6.45%	-2.19	-113.17	-6.42	-1.02
ULKER	12.32%	10.20%	12.33%	12.62%	12.60%	28.11	239.87	27.05	-1.56
ECILC	6.11%	6.98%	6.18%	6.26%	6.25%	13.66	-73.04	6.07	-1.62
MNDTR	82.43%	82.59%	82.45%	82.60%	82.58%	14.45	-1.18	12.07	-2.57
AKSEN	3.64%	3.54%	3.75%	3.57%	3.54%	-10.27	0.18	-20.95	-2.75
PETUN	0.96%	0.81%	0.99%	1.70%	1.68%	71.72	87.13	68.89	-2.75
SMART	4.50%	5.13%	3.34%	0.48%	0.45%	-404.55	-467.67	-289.12	-2.85
CCOLA	79.41%	77.16%	79.86%	80.46%	80.43%	101.49	326.87	56.69	-3.20
ENKAI	29.16%	29.05%	29.17%	29.34%	29.30%	14.14	24.75	13.17	-3.71
KARTN	1.20%	1.40%	1.22%	1.34%	1.30%	10.16	-10.41	7.84	-4.23
ALCTL	0.77%	0.65%	0.48%	0.43%	0.38%	-38.32	-26.64	-9.26	-4.27
AKSGY	27.31%	27.46%	27.32%	27.93%	27.89%	57.21	42.49	56.62	-4.66
INDES	12.03%	5.18%	13.03%	13.23%	13.18%	114.93	799.80	14.32	-4.87
BERA	10.41%	9.10%	9.99%	9.46%	9.39%	-101.75	29.01	-60.64	-6.71
KARSN	2.67%	2.85%	2.88%	3.15%	3.08%	40.27	22.85	19.84	-7.33
SASA	11.81%	7.04%	11.03%	10.04%	9.96%	-184.27	292.52	-107.04	-7.68
DGNMO	1.09%	0.99%	1.41%	1.86%	1.77%	67.91	78.22	35.62	-8.83
FROTO	39.04%	38.36%	39.18%	40.10%	40.01%	96.48	164.91	82.79	-8.96
BIMAS	49.36%	48.17%	49.56%	50.03%	49.93%	56.70	175.38	37.23	-10.20
UNLU	3.42%	9.43%	3.02%	2.38%	2.27%	-114.71	-715.44	-74.68	-10.38

GOODY	49.73%	49.74%	49.62%	49.78%	49.67%	-6.14	-7.40	4.25	-11.20
BUCIM	3.80%	3.42%	4.23%	4.18%	4.06%	25.96	64.49	-17.15	-11.27
ZOREN	6.58%	5.15%	6.67%	6.97%	6.85%	27.15	170.75	18.73	-11.30
KONYA	6.21%	3.87%	6.45%	6.62%	6.50%	29.08	263.38	5.62	-11.31
HEKTS	20.64%	17.71%	20.49%	20.73%	20.61%	-3.03	290.33	12.70	-11.50
OYYAT	9.43%	11.29%	9.15%	8.92%	8.80%	-63.10	-249.05	-34.67	-11.94
LKMNH	4.12%	4.87%	3.77%	3.84%	3.72%	-40.14	-115.54	-5.16	-12.47
KMPUR	8.26%	7.19%	7.94%	7.01%	6.89%	-136.98	-30.23	-105.28	-12.65
KAREL	2.90%	3.85%	2.09%	3.57%	3.44%	53.59	-41.80	134.73	-12.96
PINSU	4.28%	2.40%	5.27%	4.15%	4.02%	-25.88	162.00	-124.98	-13.31
ISDMR	6.21%	5.99%	6.51%	5.68%	5.54%	-67.03	-44.79	-96.81	-14.36
MAGEN	18.40%	18.65%	19.10%	18.87%	18.71%	31.38	5.93	-39.14	-15.26
PNSUT	1.52%	1.39%	1.46%	2.22%	2.05%	52.50	66.17	59.16	-17.39
OYAKC	2.65%	3.15%	2.72%	2.25%	2.07%	-57.99	-107.89	-65.35	-18.59
ISGYO	12.01%	11.92%	12.59%	11.97%	11.79%	-21.88	-13.30	-80.03	-18.65
IZMDC	4.95%	5.79%	4.99%	4.62%	4.43%	-52.24	-136.60	-56.22	-18.77
LOGO	34.43%	33.66%	34.38%	36.69%	36.49%	205.84	283.32	211.23	-19.96
TCELL	69.31%	71.24%	69.62%	68.48%	68.28%	-102.74	-296.07	-133.53	-20.02
QUAGR	3.81%	3.63%	3.89%	4.57%	4.36%	54.64	72.45	46.60	-21.28
OZKGY	7.04%	6.59%	6.81%	7.37%	7.15%	11.25	55.44	33.85	-22.42
BMSTL	3.67%	1.86%	4.40%	4.74%	4.51%	84.61	264.97	11.51	-23.17
IPEKE	7.09%	6.30%	6.49%	5.82%	5.58%	-150.65	-72.23	-91.03	-23.33
LINK	0.76%	0.01%	0.55%	1.36%	1.12%	36.28	110.98	57.10	-23.95
SISE	20.62%	20.05%	19.96%	19.82%	19.57%	-104.45	-47.82	-39.04	-24.30
KCAER	13.70%	13.14%	14.75%	15.09%	14.84%	114.17	170.44	9.05	-25.11
HLGYO	0.65%	0.96%	1.14%	1.28%	1.02%	36.90	5.86	-11.44	-25.83
NTHOL	4.16%	4.64%	4.33%	4.45%	4.18%	1.49	-45.65	-15.50	-27.39
ALKIM	8.15%	6.91%	8.38%	8.27%	7.96%	-19.18	105.20	-41.67	-30.31
AGHOL	21.82%	22.24%	21.79%	21.19%	20.89%	-93.63	-135.62	-90.17	-30.35
BIOEN	11.96%	12.32%	11.67%	12.30%	11.98%	2.75	-33.90	31.75	-31.46
ISMEN	29.05%	28.76%	29.01%	29.68%	29.36%	31.13	59.82	34.93	-32.39
ELITE	13.71%	3.75%	13.30%	13.92%	13.58%	-12.95	983.67	28.29	-33.48
VAKFN	13.94%	10.53%	14.35%	13.52%	13.19%	-75.66	266.00	-115.75	-33.53
ECZYT	3.80%	2.57%	3.93%	4.08%	3.74%	-6.15	117.39	-18.61	-34.00
GENIL	20.76%	20.19%	20.76%	19.78%	19.44%	-132.64	-75.37	-131.97	-34.20
TUKAS	2.20%	1.66%	2.08%	2.09%	1.71%	-49.34	4.59	-37.56	-37.94
SAHOL	46.84%	45.63%	46.52%	47.45%	47.04%	20.52	140.95	52.35	-41.24
PSGYO	5.37%	4.77%	5.04%	4.59%	4.14%	-122.89	-62.73	-89.31	-44.51
TKNSA	12.89%	6.47%	14.31%	14.85%	14.39%	150.44	792.84	8.20	-45.51
ISFIN	18.57%	15.94%	19.10%	19.09%	18.63%	6.07	269.13	-47.17	-46.23
KOZAA	20.19%	20.28%	20.19%	19.30%	18.80%	-138.53	-147.81	-138.70	-49.33
AKCNS	17.03%	13.20%	14.63%	14.49%	13.99%	-304.36	78.17	-64.77	-50.60
ASELS	29.71%	28.66%	29.81%	30.68%	30.17%	45.71	150.10	35.51	-51.80
YYLGD	3.28%	5.46%	3.49%	2.61%	2.08%	-119.42	-337.64	-140.51	-52.70
TUPRS	40.20%	36.50%	40.00%	39.92%	39.39%	-81.50	289.21	-61.50	-52.74
SOKM	35.29%	35.75%	35.31%	34.65%	34.09%	-119.98	-166.56	-122.15	-55.84
ARCLK	16.19%	17.71%	16.00%	15.54%	14.97%	-121.96	-274.32	-103.43	-57.25
ALGYO	2.19%	2.16%	2.64%	3.53%	2.94%	75.03	77.87	30.58	-58.55
GWIND	10.23%	8.98%	9.36%	8.71%	8.12%	-210.81	-85.46	-124.30	-58.59
ENJSA	24.89%	30.58%	24.77%	25.92%	25.32%	43.01	-526.05	55.31	-59.44
DESA	12.09%	17.84%	11.47%	10.93%	10.32%	-177.54	-752.53	-115.26	-61.41
NATEN	24.65%	24.03%	24.29%	25.51%	24.84%	18.45	80.69	54.66	-67.25
BRSAN	13.16%	13.06%	10.47%	9.44%	8.76%	-439.50	-429.98	-170.98	-68.14
IMASM	4.32%	5.69%	4.18%	5.29%	4.60%	28.38	-108.86	41.67	-69.13
TOASO	39.76%	39.45%	39.75%	38.24%	37.54%	-222.48	-191.19	-221.35	-70.34
DYOBY	0.50%	0.27%	0.73%	1.21%	0.49%	-1.82	21.12	-24.02	-72.90
THYAO	33.45%	28.64%	33.67%	34.09%	33.31%	-14.22	466.09	-36.90	-77.93
KOZAL	24.01%	22.92%	23.18%	23.72%	22.93%	-107.38	0.89	-24.90	-78.46
PKART	31.85%	31.85%	31.86%	32.85%	32.05%	19.52	19.52	18.65	-80.66
DOAS	25.04%	26.64%	25.23%	26.73%	25.88%	84.24	-75.99	65.53	-84.22
KAYSE	12.55%	3.41%	12.86%	11.97%	11.10%	-144.36	768.79	-176.03	-87.30
VAKKO	19.71%	20.65%	19.86%	20.43%	19.50%	-20.73	-114.75	-36.04	-92.54
ESCAR	12.99%	13.57%	13.19%	12.94%	11.96%	-103.40	-161.82	-123.88	-98.41

<b>MTRKS</b>	10.04%	12.44%	8.92%	9.51%	8.51%	-153.15	-393.49	-41.01	<b>-100.58</b>
<b>ALFAS</b>	8.44%	7.34%	8.95%	8.94%	7.92%	-52.11	57.89	-103.33	<b>-101.61</b>
<b>DOCO</b>	41.23%	34.80%	40.30%	33.71%	32.69%	-854.96	-211.80	-761.22	<b>-102.53</b>
<b>TTRAK</b>	31.61%	39.15%	31.62%	29.78%	28.69%	-292.00	-1046.04	-292.73	<b>-108.72</b>
<b>ARDYZ</b>	2.69%	1.90%	2.48%	3.77%	2.36%	-32.96	45.67	-11.46	<b>-140.78</b>
<b>DMRGD</b>	1.61% -		4.20%	4.40%	2.91%	130.07 -		-129.16	<b>-148.78</b>
<b>BIENY</b>	4.62%	3.91%	5.62%	5.66%	4.03%	-59.41	11.99	-158.96	<b>-163.16</b>
<b>GENTS</b>	11.90%	10.54%	11.69%	12.03%	9.93%	-197.00	-61.69	-176.77	<b>-210.05</b>
<b>PENTA</b>	19.08%	6.66%	18.76%	17.91%	15.11%	-396.87	844.96	-364.51	<b>-279.51</b>

\*Veriler Citibank+Deutsche takasını içermektedir.



# AKYatırım

Bu rapor, Ak Yatırım Menkul Değerler A.Ş. tarafından, güvenilir olduğuna inanılan kaynaklardan elde edilen bilgi ve veriler kullanılarak hazırlanmıştır. Raporunda yer alan ifadeler, hiçbir şekilde veya suretle alış veya satış teklifi olarak değerlendirilmemelidir. Ak Yatırım, bu bilgilerin doğru, eksiksiz ve değişmez olduğunu garanti etmemektedir. Bu sebeple, okuyucuların, bu raporlardan elde edilen bilgilere dayanarak hareket etmeden önce, bilgilerin doğruluğunu teyit ettirmeleri önerilir ve bu bilgilere dayanarak aldıkları kararlarda sorumluluk kendilerine aittir. Bilgilerin eksikliği ve yanlışlığından Ak Yatırım hiçbir şekilde sorumlu tutulamaz. Ayrıca, Ak Yatırım'ın ve Akbank'ın tüm çalışanları ve danışmanlarının, herhangi bir şekilde bilgiler dolayısıyla ortaya çıkabilecek, doğrudan veya dolaylı zararlarla ilgili herhangi bir sorumluluğu yoktur. Burada yer alan bilgiler, bir yatırım tavsiyesi, yatırım aracının alım-satım önerisi ya da getiri vaadi değildir ve Yatırım Danışmanlığı kapsamında yer almamaktadır. Yatırım Danışmanlığı hizmeti; aracı kurumlar, portföy yönetim şirketleri, mevduat kabul etmeyen bankalar ile müşteri arasında imzalanacak Yatırım Danışmanlığı sözleşmesi çerçevesinde sunulmaktadır. Bunlara ilaveten, Ak Yatırım, raporların Internet üzerinden e-mail yoluyla alınması durumunda virüs, hatalı gönderim veya diğer herhangi bir teknik sebepten dolayı alıcının donanımına veya yazılımına gelebilecek herhangi bir zarardan dolayı sorumlu tutulamaz.

© Ak Yatırım Menkul Değerler A.Ş.