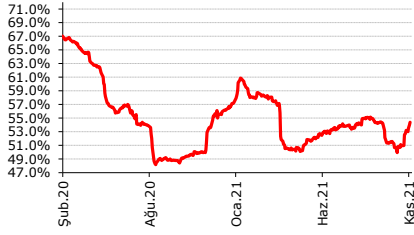
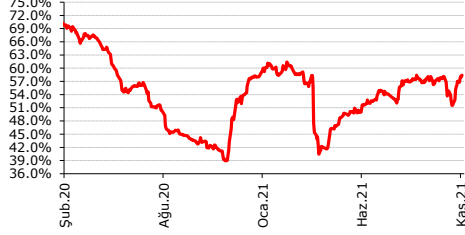


Banka Hisseleri Yabancı Takası -12/11/21

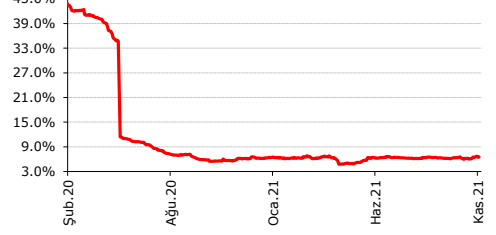
AKBNK -



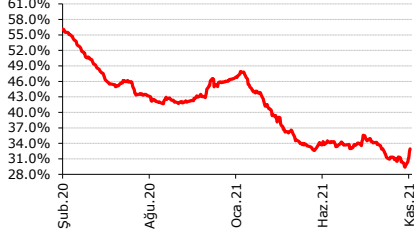
GARAN -



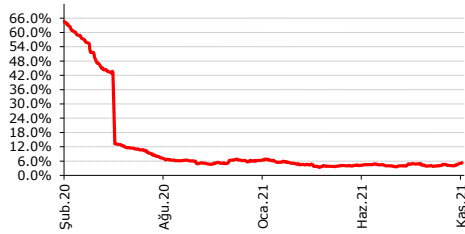
HALKB -



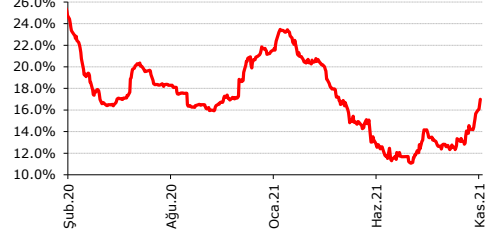
ISCTR -



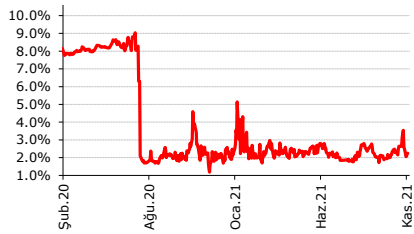
YAKBN -



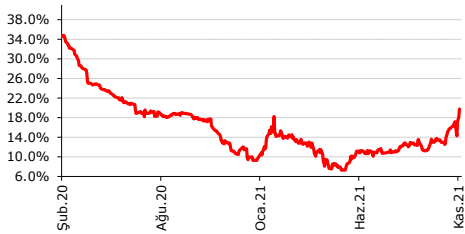
YKBNK -



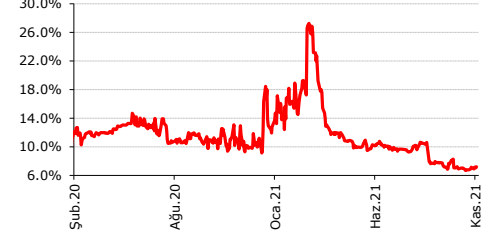
SKBNK -



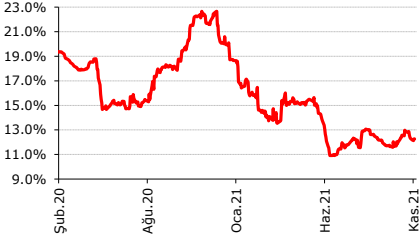
TSKB -



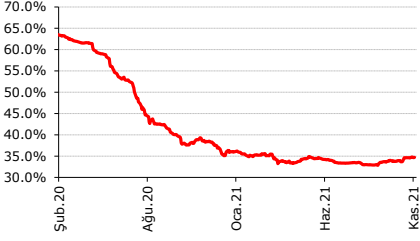
ALBRK -



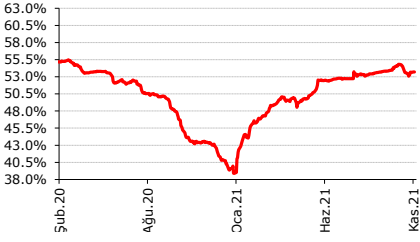
AKCNS



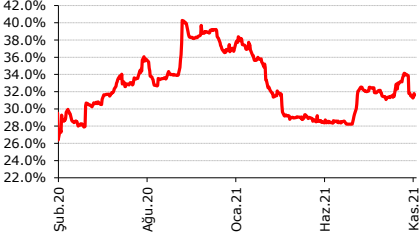
AKGRT



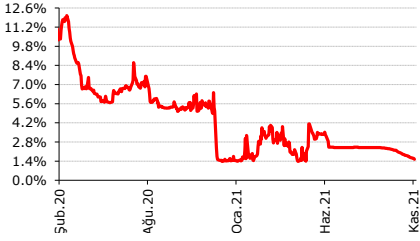
ANHYT



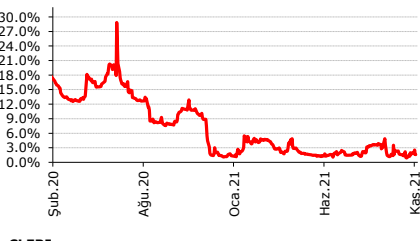
ASELS



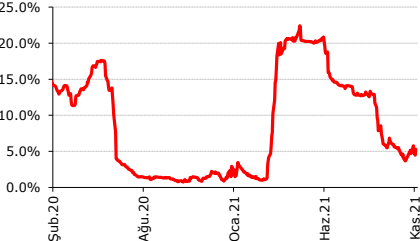
BAGFS



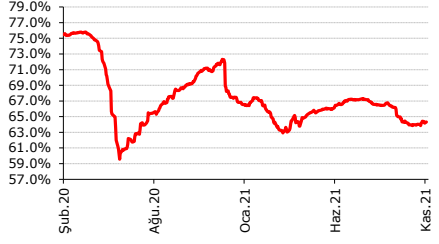
BIZIM



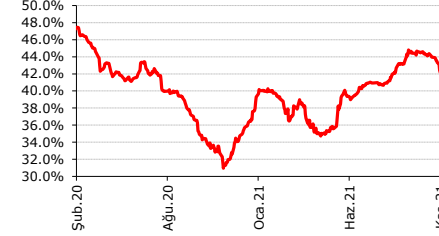
CLEBI



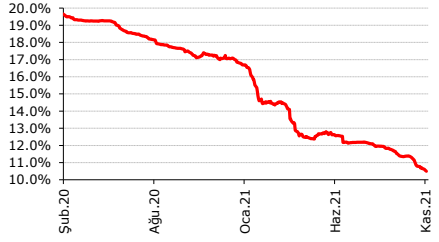
AEFES



AKSA



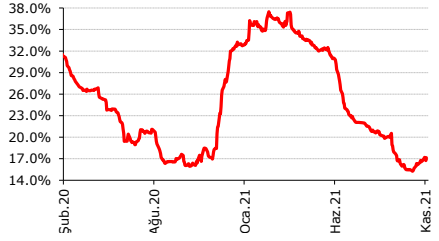
ANSGR



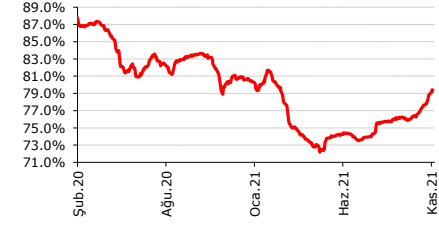
FONET



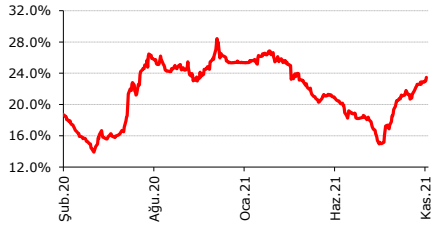
YATAS



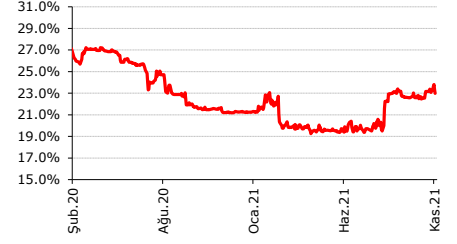
CCOLA



DOAS



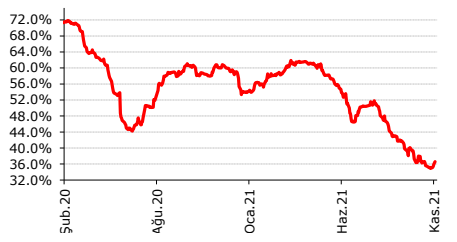
ARENA



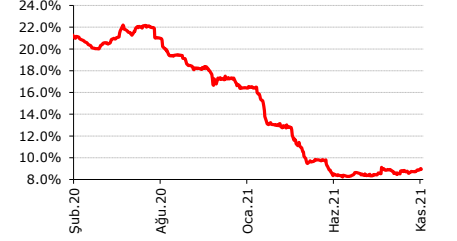
ALARK



ARCLK



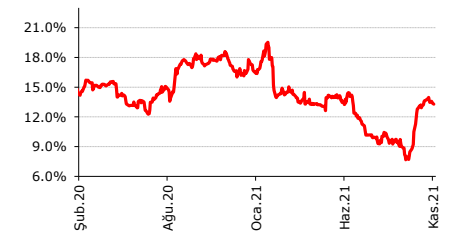
AYGAZ



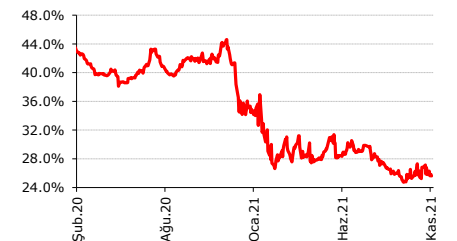
BIMAS

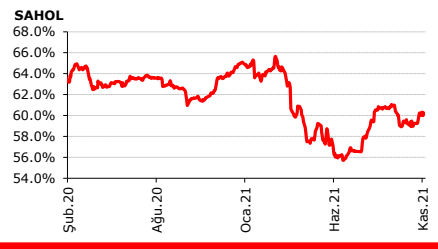
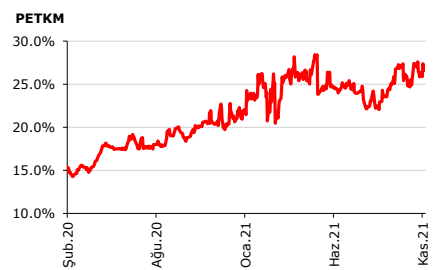
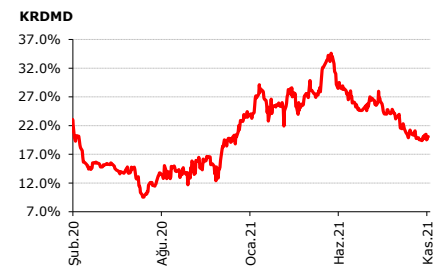
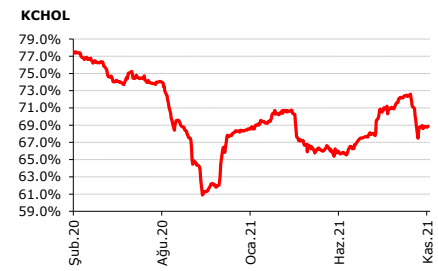
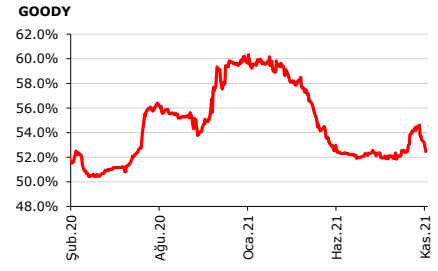
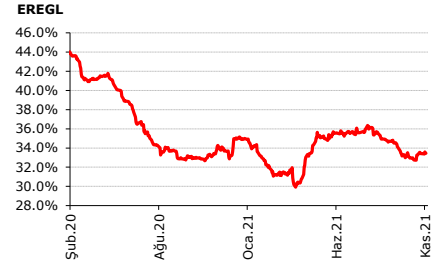
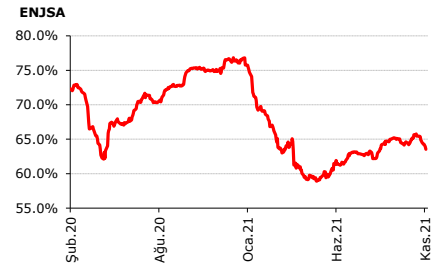
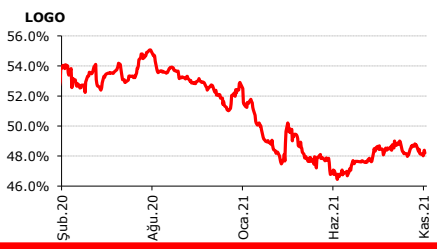
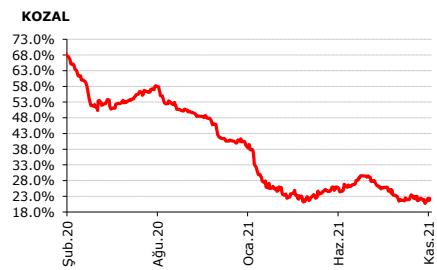
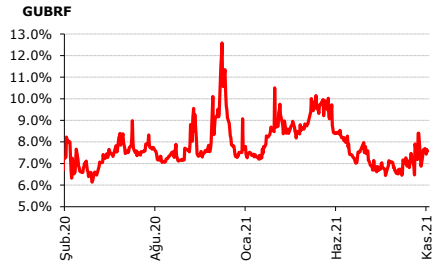
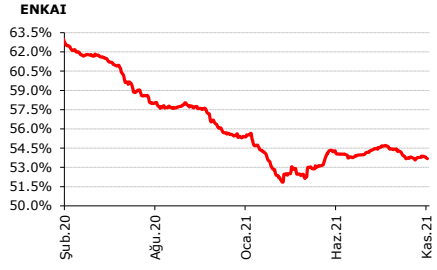
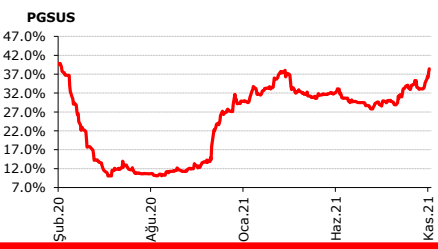
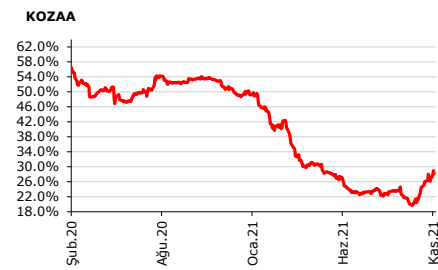
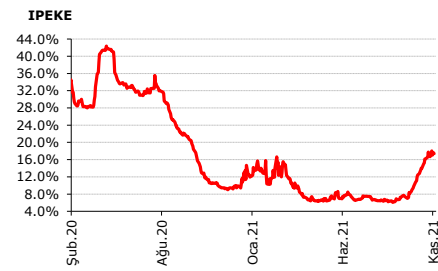
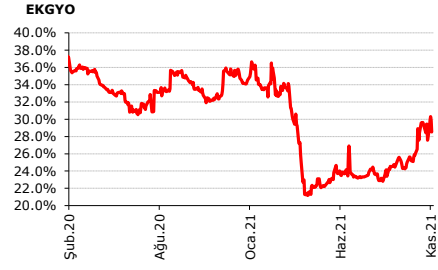
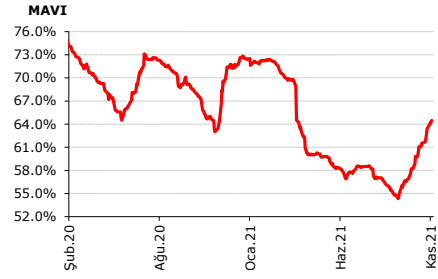


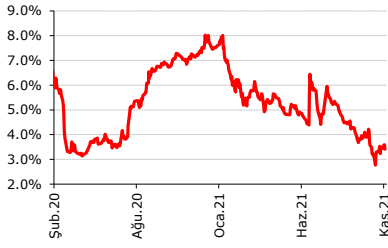
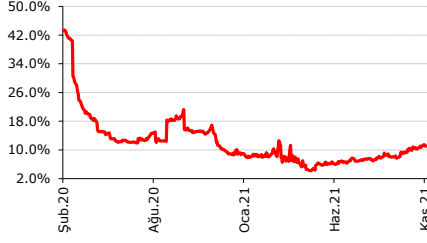
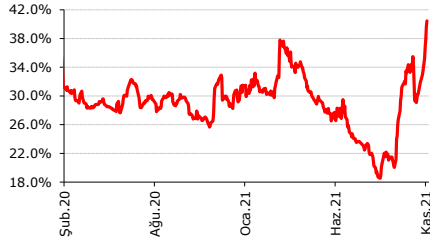
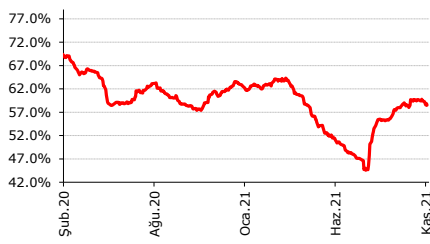
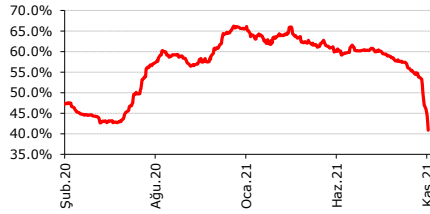
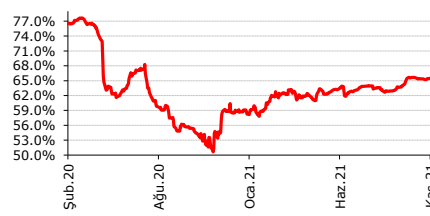
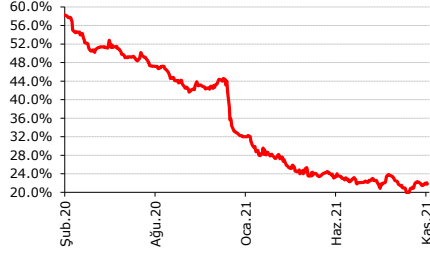
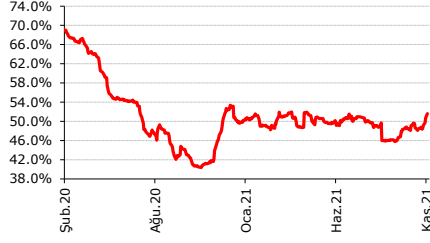
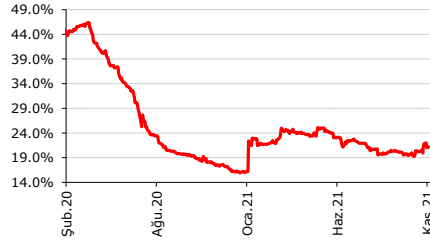
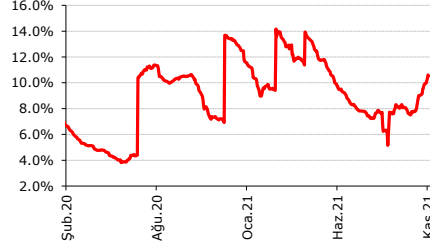
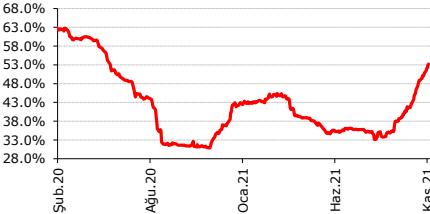
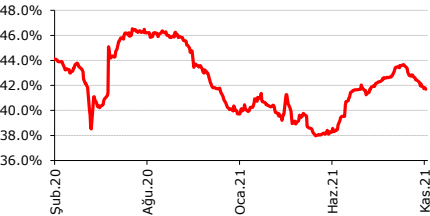
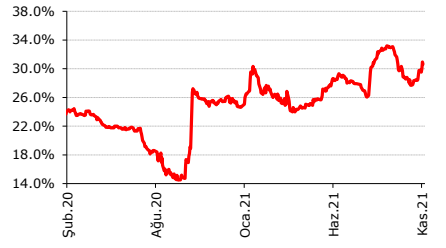
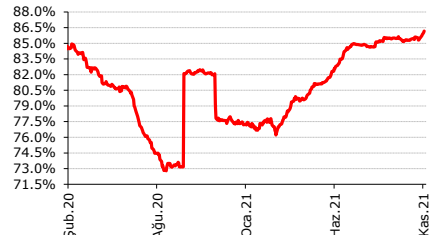
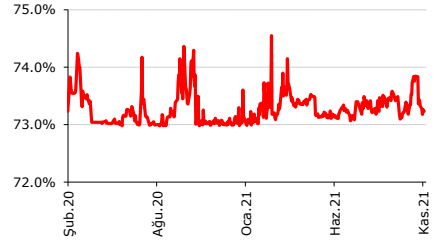
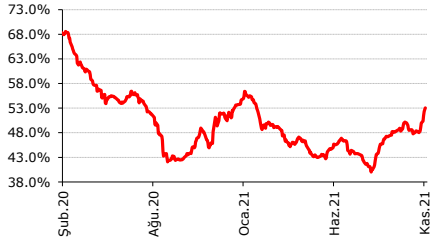
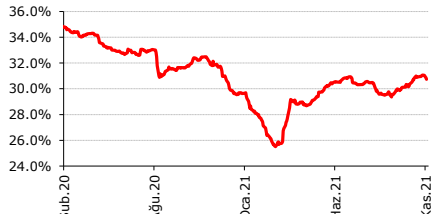
CIMSA



DOHOL





SASA**İNDES****THYAO****TOASO****TTRAK****MPARK****SELEC****TAVHL****TKFEN****VESBE****TUPRS****SOKM****SISE****TCELL****TIRE****TTKOM****ULKER****OYAKC**

Son 1 haftaya göre yabancı takas değişim sıralaması (Citi-Deut)

Hisse	31.12.2020	13.08.2021	13.10.2021	4.11.2021	12.11.2021	YBB (bazp)	3ay (bazp)	1ay (bazp)	1 hafta (bazp)
ISCTR	46.53%	33.92%	31.28%	29.76%	32.94%	-1359.15	-97.76	166.23	317.84
TSKB	9.66%	12.19%	13.41%	16.87%	19.77%	1010.66	758.00	635.42	290.09
GARAN	58.48%	56.86%	57.86%	56.11%	58.39%	-9.10	153.12	53.09	227.65
YKBNK	21.43%	12.39%	13.08%	15.15%	16.98%	-444.42	459.05	390.29	183.71
AKBNK	57.23%	54.19%	51.36%	52.89%	54.39%	-283.51	20.68	302.94	150.85
VAKBN	6.25%	3.94%	4.65%	4.44%	5.31%	-94.00	137.25	66.74	87.65
HALKB	6.35%	6.21%	6.52%	6.38%	6.51%	16.25	30.06	-0.91	12.91
ALBRK	12.81%	9.86%	7.22%	7.15%	7.19%	-561.86	-267.08	-2.41	4.43
THYAO	31.50%	20.26%	34.21%	32.90%	40.45%	895.66	2019.04	624.77	755.56
PGSUS	29.87%	29.21%	34.06%	33.85%	38.44%	856.64	922.07	437.08	458.20
TTKOM	54.64%	40.45%	49.49%	49.05%	53.03%	-160.25	1258.81	354.58	398.08
TUPRS	42.96%	33.13%	41.91%	50.09%	53.22%	1025.63	2008.49	1130.94	312.65
TAVHL	50.18%	49.13%	48.33%	48.58%	51.60%	141.30	246.51	326.39	301.18
KOZAL	39.36%	26.41%	23.09%	20.75%	22.25%	-1710.94	-416.06	-84.64	149.29
SISE	24.80%	30.21%	28.55%	29.15%	30.62%	582.84	41.87	207.50	147.08
ARCLK	53.87%	47.96%	36.37%	35.16%	36.58%	-1729.56	-1138.39	20.35	141.95
KORDS	26.86%	15.56%	13.76%	15.44%	16.80%	-1006.48	123.79	303.23	136.02
KOZAA	49.21%	22.31%	20.44%	26.89%	28.18%	-2102.45	587.53	774.61	129.90
FROTO	75.36%	65.95%	63.70%	64.73%	65.91%	-944.65	-3.61	221.00	118.30
MAVI	72.40%	57.05%	58.67%	63.33%	64.48%	-791.93	742.81	580.66	114.53
MGROS	33.89%	37.65%	37.77%	36.72%	37.61%	371.87	-4.53	-16.69	89.09
ISMEN	20.37%	29.57%	29.59%	30.12%	30.96%	1059.82	139.00	137.31	84.82
COLLA	80.35%	75.66%	76.29%	78.53%	79.37%	-97.99	370.63	308.05	83.87
NTHOL	4.12%	3.97%	3.43%	3.49%	4.30%	17.88	32.73	86.54	80.57
VESBE	11.65%	7.64%	7.56%	9.80%	10.54%	-111.35	290.49	297.71	73.97
ALGYO	2.08%	3.04%	3.08%	3.38%	4.09%	201.13	105.16	100.87	70.49
TCELL	77.20%	84.67%	85.31%	85.48%	86.18%	897.49	150.57	87.22	70.03
DOAS	25.35%	16.83%	21.21%	22.80%	23.46%	-189.13	663.47	224.81	66.65
ALARK	10.43%	10.70%	9.19%	9.18%	9.83%	-59.66	-86.44	64.34	65.40
CLEBI	2.94%	12.72%	5.53%	4.69%	5.31%	236.96	-741.07	-21.78	61.53
BRSAN	19.21%	19.38%	18.44%	18.14%	18.75%	-46.04	-62.66	30.67	61.09
IPEKE	11.93%	6.65%	11.12%	16.80%	17.39%	546.08	1073.65	627.16	59.22
PNSUT	4.80%	0.74%	0.60%	0.67%	1.25%	-354.44	51.52	65.27	58.82
OTKAR	16.18%	12.10%	13.41%	14.09%	14.67%	-150.28	256.93	126.53	58.03
PETUN	0.18%	0.48%	1.02%	1.36%	1.89%	170.95	141.06	86.79	52.95
YATAS	32.74%	20.78%	15.46%	16.67%	17.14%	-1560.24	-363.96	168.04	46.72
ISFIN	1.95%	1.97%	4.97%	4.16%	4.58%	262.86	260.59	-39.37	41.76
KRDMD	23.50%	25.53%	20.79%	19.70%	20.08%	-341.84	-544.19	-70.45	38.12
ESCOM	1.36%	1.48%	0.41%	0.05%	0.42%	-94.54	-106.02	1.05	36.74
ODAS	4.84%	2.27%	3.70%	1.33%	1.69%	-315.35	-58.22	-200.45	36.54
INDES	9.04%	6.96%	10.19%	10.64%	10.99%	194.69	403.16	79.81	34.97
CEMTS	0.97%	2.66%	1.27%	1.20%	1.53%	56.00	-113.11	26.07	32.97
SELEC	32.00%	22.52%	20.49%	21.46%	21.77%	-1022.52	-74.96	128.44	31.13
TKNSA	7.83%	0.40%	0.61%	0.68%	0.97%	-686.34	56.42	35.70	28.42
SAHOL	65.05%	59.55%	59.60%	59.99%	60.27%	-477.87	71.24	66.22	27.20
ECILC	12.96%	4.49%	4.40%	4.30%	4.54%	-841.85	5.13	13.94	24.11
KAREL	2.39%	1.38%	1.00%	0.23%	0.44%	-195.20	-94.32	-56.71	20.67
BIMAS	60.11%	57.58%	57.91%	55.61%	55.81%	-429.55	-176.81	-209.71	20.33
AGHOL	19.21%	16.56%	17.00%	17.33%	17.53%	-168.52	97.04	52.46	20.13
GUBRF	7.66%	6.70%	7.02%	7.38%	7.56%	-9.67	86.02	54.19	18.20
MPARK	58.26%	63.60%	65.64%	65.37%	65.55%	728.56	194.63	-9.28	17.82
KCHOL	68.57%	69.54%	72.17%	68.71%	68.88%	30.77	-65.76	-329.45	16.72
DOCO	16.83%	6.80%	12.93%	14.17%	14.33%	-250.07	753.49	140.18	16.31
PETKM	21.88%	23.36%	25.95%	26.42%	26.58%	469.73	321.54	62.27	15.60
ARDYZ	3.12%	14.64%	11.32%	10.08%	10.23%	711.55	-440.57	-108.19	15.51
AYGAZ	16.44%	8.34%	8.82%	8.81%	8.94%	-750.13	59.55	12.01	12.78
KARTN	0.71%	1.51%	1.42%	1.44%	1.56%	84.62	4.39	13.17	12.02
HLGYO	2.08%	2.04%	1.16%	1.12%	1.24%	-84.03	-80.46	8.31	11.76
AKGRT	35.97%	32.99%	33.86%	34.58%	34.69%	-128.16	169.97	83.36	11.64

AEFES	66.56%	66.58%	63.95%	64.24%	64.33%	-223.62	-225.32	37.26	9.03
TRGYO	17.40%	5.85%	6.49%	5.99%	6.05%	-1134.95	19.81	-43.44	6.13
LOGO	52.81%	47.66%	47.98%	48.14%	48.19%	-461.99	53.40	21.17	4.70
EREGL	34.97%	35.36%	33.08%	33.42%	33.45%	-151.92	-190.60	36.85	2.66
DEVA	2.99%	0.46%	0.68%	0.55%	0.57%	-241.67	11.09	-10.66	2.65
TATGD	10.19%	8.36%	8.15%	8.62%	8.64%	-155.31	27.21	49.10	1.75
DYOBY	0.87%	0.43%	0.69%	0.34%	0.35%	-51.18	-7.47	-33.19	1.08
AFYON	2.00%	0.49%	0.48%	0.52%	0.53%	-147.38	3.47	4.30	0.75
ZOREN	4.34%	3.11%	3.47%	3.49%	3.48%	-86.58	36.93	0.17	-1.64
BIZIM	1.34%	2.22%	2.34%	1.61%	1.59%	25.38	-62.50	-74.30	-2.06
ISDMR	12.04%	12.93%	11.66%	12.25%	12.23%	19.02	-70.14	56.34	-2.22
SASA	7.59%	5.23%	4.15%	3.44%	3.41%	-417.68	-181.78	-73.15	-2.84
OYAKC	2.02%	1.54%	1.64%	1.71%	1.67%	-35.30	12.87	2.23	-3.96
EGEEN	13.41%	9.36%	6.17%	6.51%	6.43%	-697.12	-292.71	26.03	-7.26
TRCAS	3.68%	2.50%	2.72%	2.72%	2.62%	-105.77	12.41	-9.95	-9.92
AKCNS	18.66%	12.91%	11.84%	12.38%	12.27%	-639.09	-63.94	42.62	-10.88
TURSG	0.57%	1.72%	1.66%	1.57%	1.45%	87.97	-27.06	-20.47	-11.52
BAGFS	1.45%	2.39%	2.12%	1.68%	1.53%	7.88	-85.82	-58.21	-14.97
ALCTL	0.39%	0.63%	0.16%	0.38%	0.22%	-16.29	-41.14	5.90	-15.65
CMBTN	2.02%	0.42%	0.49%	1.40%	1.25%	-77.41	82.33	76.01	-15.82
ISGYO	15.64%	10.25%	13.18%	13.39%	13.22%	-241.77	297.30	3.58	-17.15
ASELS	36.68%	32.31%	32.31%	31.77%	31.60%	-508.39	-70.94	-71.21	-17.30
ENKAI	55.42%	54.45%	53.75%	53.85%	53.68%	-173.81	-77.28	-7.50	-17.47
KERTV	1.83%	0.23%	0.28%	0.57%	0.35%	-148.14	12.50	7.19	-21.58
ARENA	21.23%	19.49%	22.75%	23.24%	22.99%	176.31	349.63	24.42	-24.95
BUCIM	0.66%	1.00%	0.47%	0.59%	0.34%	-32.43	-65.50	-13.34	-25.07
ULKER	29.63%	30.44%	30.20%	31.01%	30.73%	110.84	29.61	53.18	-27.58
ALCAR	0.41%	0.26%	0.32%	0.42%	0.14%	-26.69	-11.29	-17.28	-27.67
GOLTS	1.76%	2.17%	0.23%	0.72%	0.44%	-132.05	-173.33	20.64	-28.01
ALKIM	24.53%	14.03%	14.48%	14.61%	14.28%	-1024.63	24.86	-19.56	-32.78
GOZDE	5.87%	7.15%	7.38%	7.90%	7.56%	168.37	40.40	17.61	-34.49
CIMSA	16.65%	10.06%	12.41%	13.65%	13.29%	-335.77	323.17	87.97	-36.72
HEKTS	4.64%	6.27%	6.47%	6.56%	6.14%	150.53	-12.33	-33.09	-41.75
SOKM	39.73%	41.89%	43.04%	42.12%	41.69%	196.62	-19.09	-134.44	-42.61
AKSEN	7.76%	6.01%	7.93%	7.45%	6.99%	-77.72	97.84	-94.73	-46.78
NETAS	1.74%	1.47%	1.34%	1.50%	0.99%	-74.80	-48.01	-34.87	-50.47
TKFEN	16.04%	20.63%	19.77%	21.73%	21.17%	513.06	54.62	140.72	-55.07
VESTL	14.50%	12.34%	11.73%	12.34%	11.78%	-271.50	-55.27	5.05	-55.61
TMSN	8.28%	1.53%	0.98%	1.29%	0.60%	-768.42	-93.22	-37.99	-69.35
BRISA	29.47%	16.53%	13.43%	13.63%	12.87%	-1660.45	-366.08	-56.09	-76.16
OZKGY	20.92%	7.47%	11.49%	12.55%	11.74%	-918.65	426.87	25.06	-81.85
DOHOL	34.94%	27.08%	25.67%	26.46%	25.63%	-930.93	-145.22	-3.83	-83.01
EKGYO	34.52%	22.89%	25.89%	29.43%	28.53%	-599.16	564.11	264.24	-89.77
TOASO	62.63%	53.47%	58.30%	59.41%	58.49%	-413.88	502.12	19.37	-92.18
GOODY	59.81%	52.36%	53.02%	53.63%	52.47%	-733.89	10.58	-55.26	-116.78
ENJSA	75.78%	62.20%	64.20%	64.74%	63.54%	-1223.61	134.38	-66.35	-120.16
SKBNK	2.13%	2.31%	2.16%	3.54%	2.25%	11.95	-5.41	8.72	-128.88
GSDHO	3.13%	6.95%	9.45%	9.10%	7.47%	434.44	52.26	-198.26	-162.76
AKSA	39.29%	41.13%	44.36%	43.51%	41.86%	256.67	73.00	-249.60	-164.97
SKTAS	7.27%	2.95%	0.14%	2.17%	0.08%	-719.24	-287.01	-6.37	-209.35
TTRAK	65.47%	59.91%	55.45%	48.64%	40.86%	-2460.59	-1904.78	-1458.85	-777.19

AKYatırım

Bu rapor, Ak Yatırım Menkul Değerler A.Ş. tarafından, güvenilir olduğuna inanılan kaynaklardan elde edilen bilgi ve veriler kullanılarak hazırlanmıştır. Raporunda yer alan ifadeler, hiçbir şekilde veya suretle alış veya satış teklifi olarak değerlendirilmemelidir. Ak Yatırım, bu bilgilerin doğru, eksiksiz ve değişmez olduğunu garanti etmemektedir. Bu sebeple, okuyucuların, bu raporlardan elde edilen bilgilere dayanarak hareket etmeden önce, bilgilerin doğruluğunu teyit ettirmeleri önerilir ve bu bilgilere dayanarak aldıkları kararlarda sorumluluk kendilerine aittir. Bilgilerin eksikliği ve yanlışlığından Ak Yatırım hiçbir şekilde sorumlu tutulamaz. Ayrıca, Ak Yatırım'ın ve Akbank'ın tüm çalışanları ve danışmanlarının, herhangi bir şekilde bilgiler dolayısıyla ortaya çıkabilecek, doğrudan veya dolaylı zararlarla ilgili herhangi bir sorumluluğu yoktur. Burada yer alan bilgiler, bir yatırım tavsiyesi, yatırım aracının alım-satım önerisi ya da getiri vaadi değildir ve Yatırım Danışmanlığı kapsamında yer almamaktadır. Yatırım Danışmanlığı hizmeti; aracı kurumlar, portföy yönetim şirketleri, mevduat kabul etmeyen bankalar ile müşteri arasında imzalanacak Yatırım Danışmanlığı sözleşmesi çerçevesinde sunulmaktadır. Bunlara ilaveten, Ak Yatırım, raporların İnternet üzerinden e-mail yoluyla alınması durumunda virüs, hatalı gönderim veya diğer herhangi bir teknik sebepten dolayı alıcının donanımına veya yazılımına gelebilecek herhangi bir zarardan dolayı sorumlu tutulamaz.