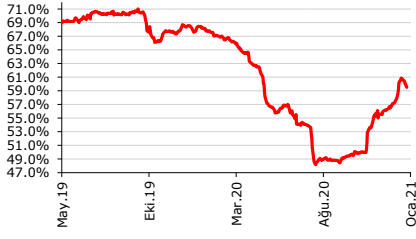
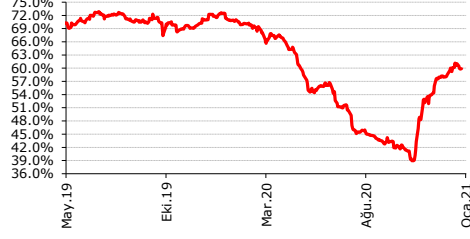


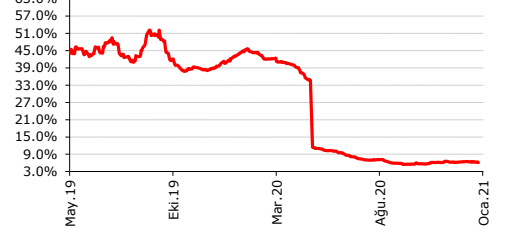
AKBNK -



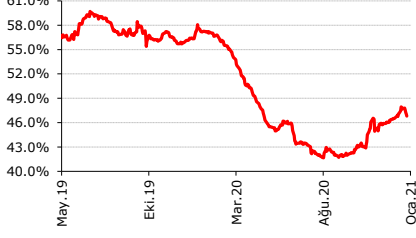
GARAN -



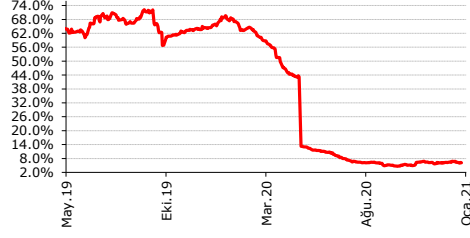
HALKB -



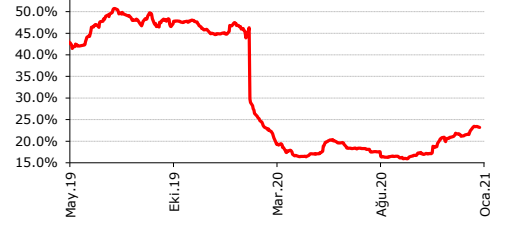
ISCTR -



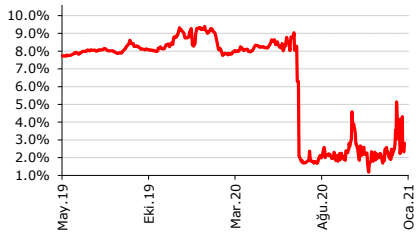
VAKBN -



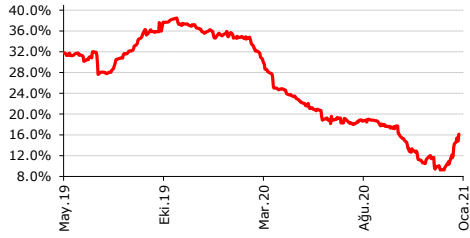
YKBNK -



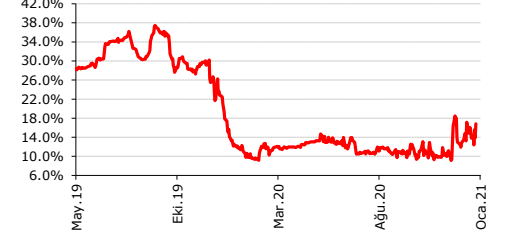
SKBNK -



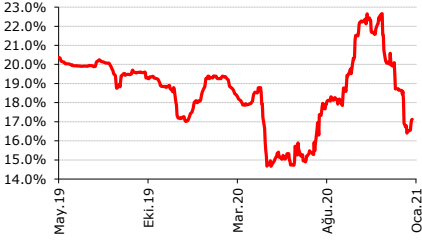
TSKB -



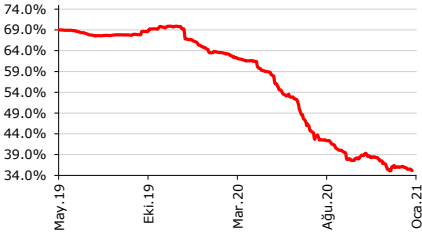
ALBRK -



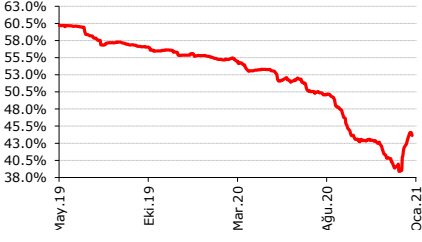
AKCNS



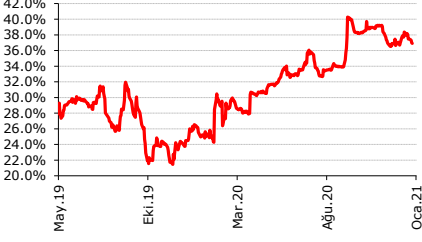
AKGRT



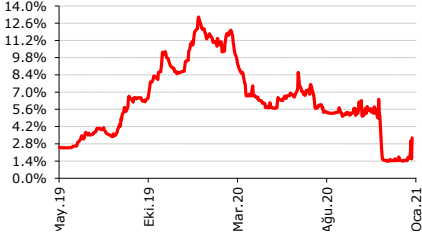
ANHYT



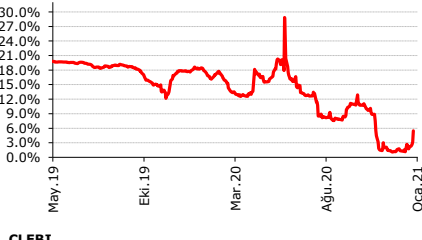
ASELS



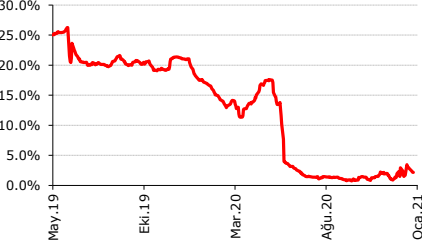
BAGFS



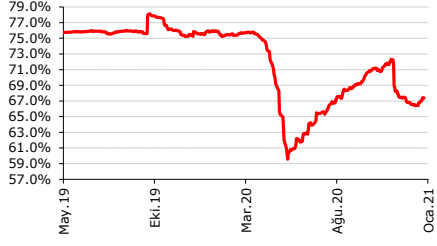
BIZIM



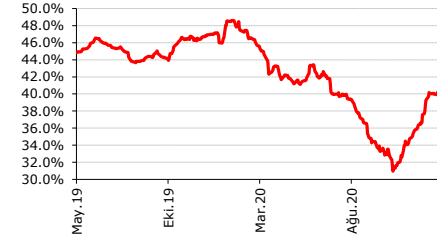
CLEBI



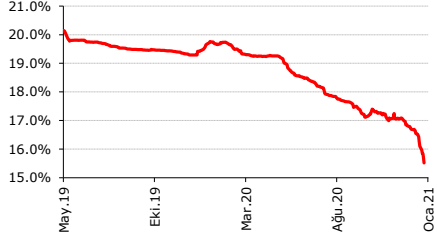
AEFES



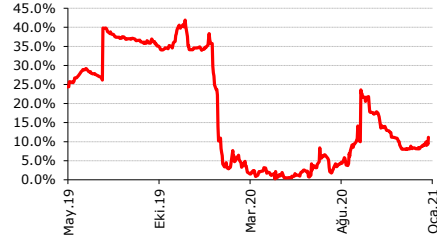
AKSA



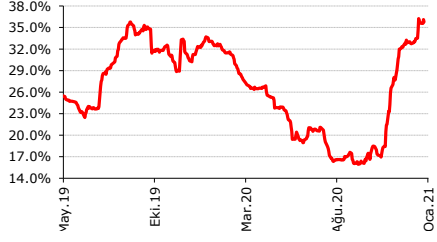
ANSGR



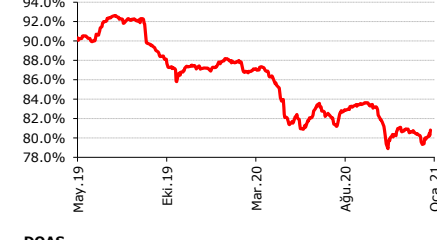
FONET



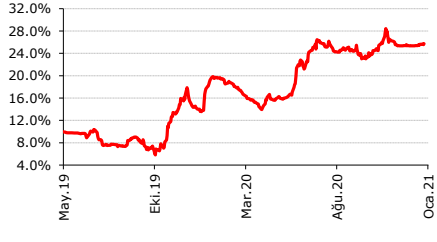
YATAS



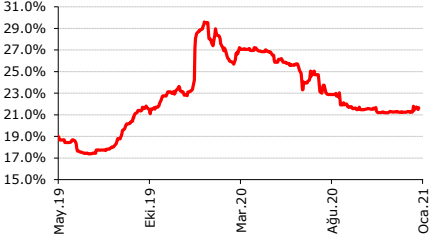
CCOLA



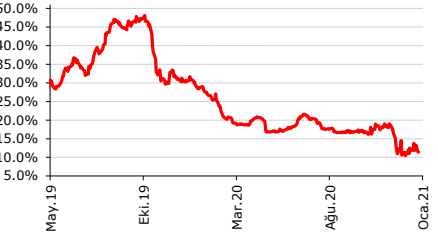
DOAS



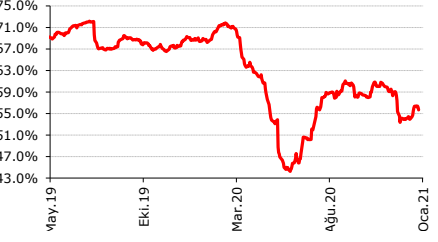
ARENA



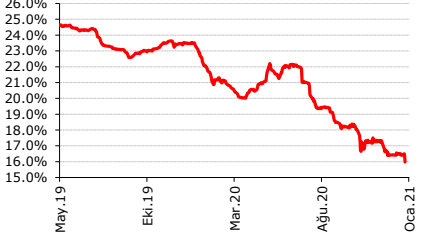
ALARK



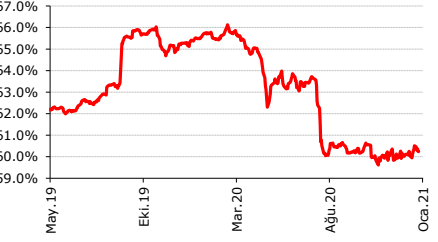
ARCLK



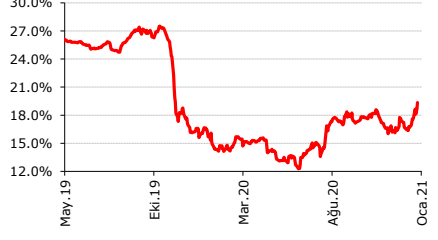
AYGAZ



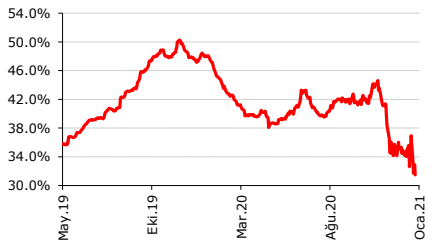
BIMAS

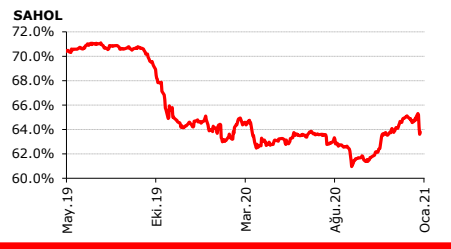
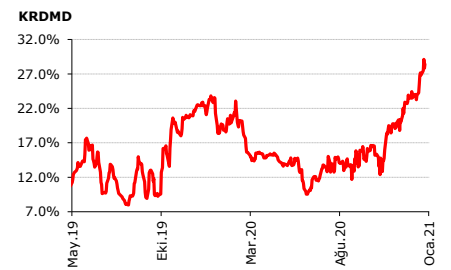
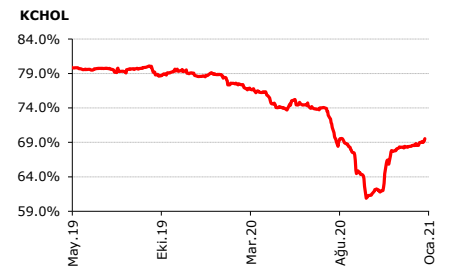
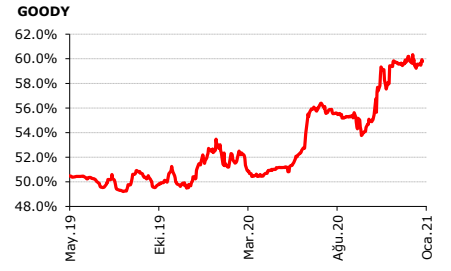
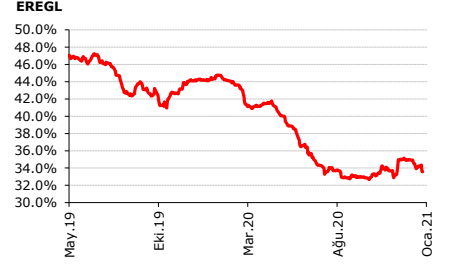
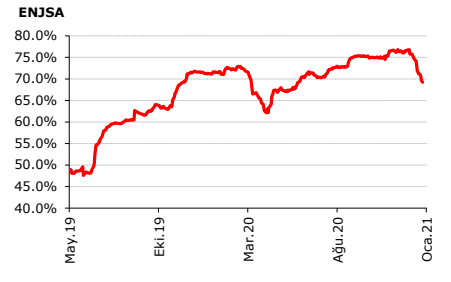
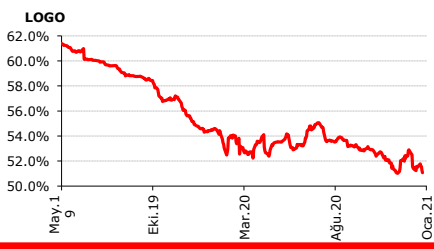
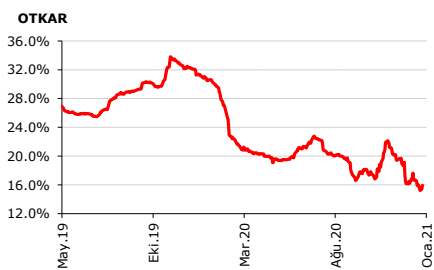
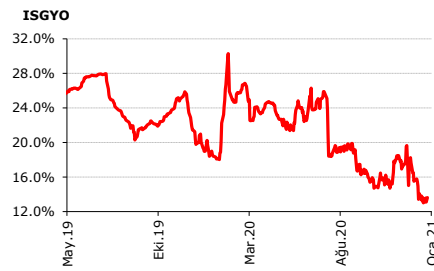
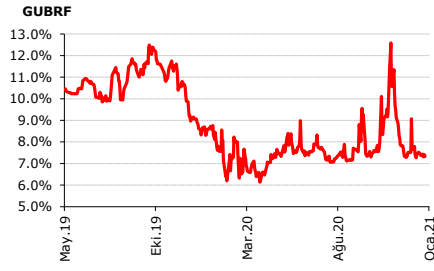
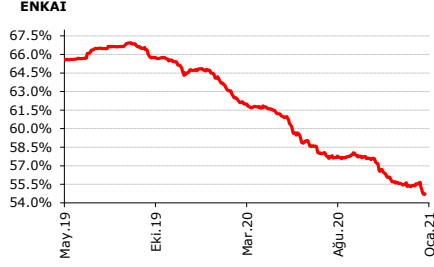
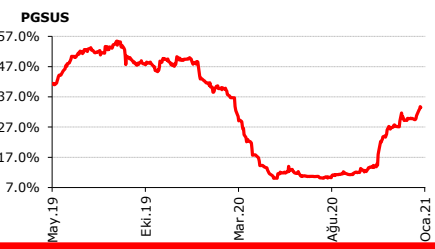
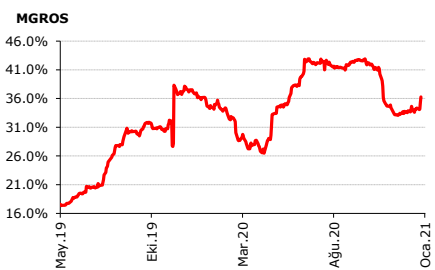
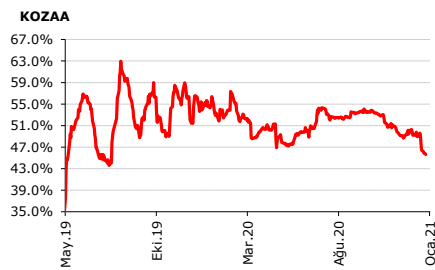
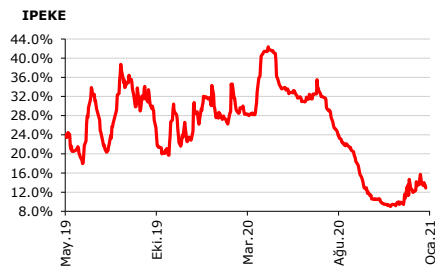
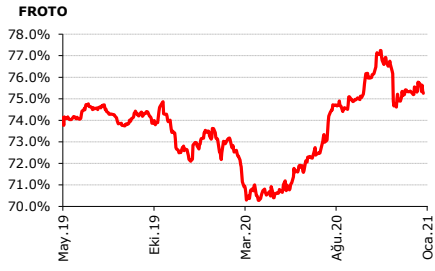
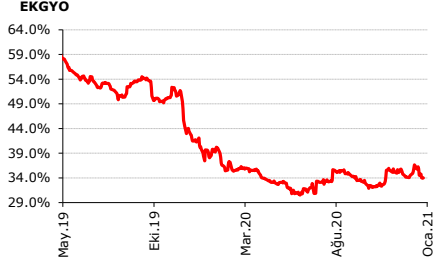
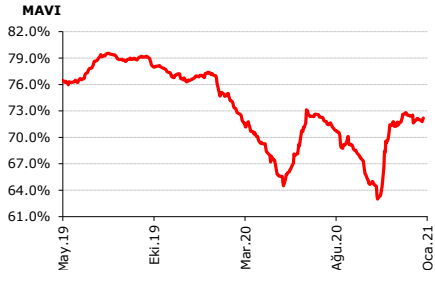


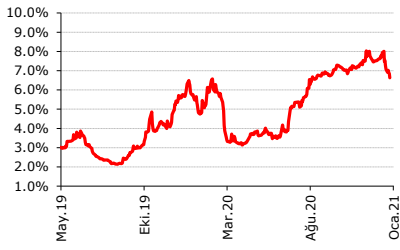
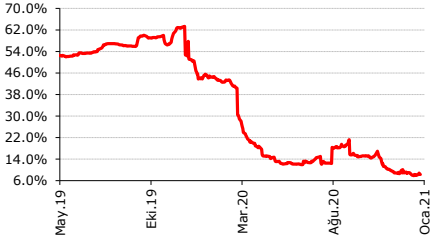
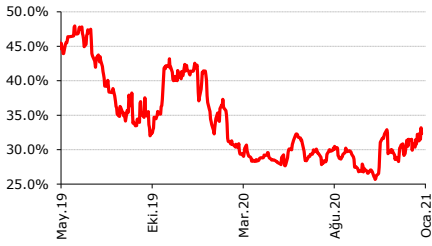
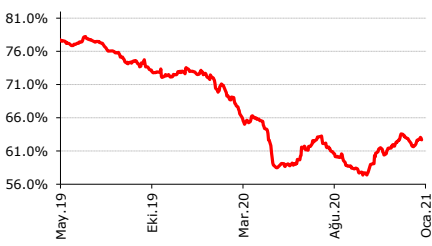
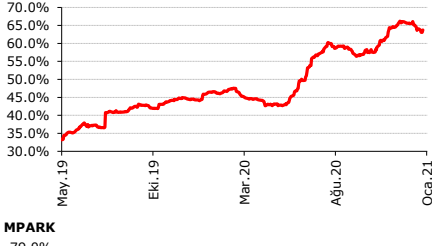
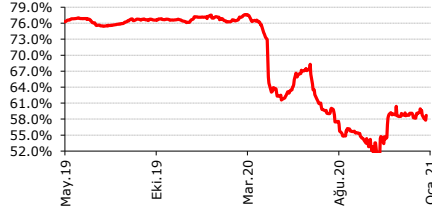
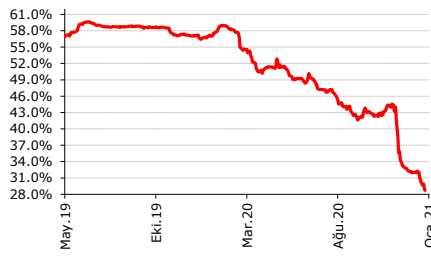
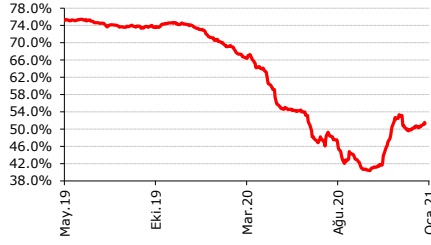
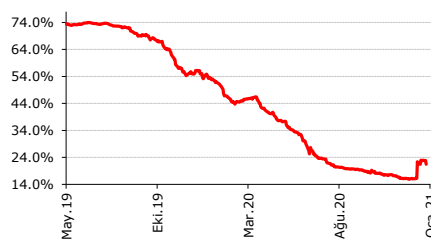
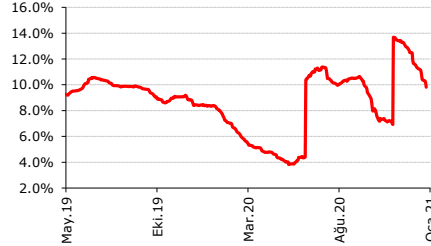
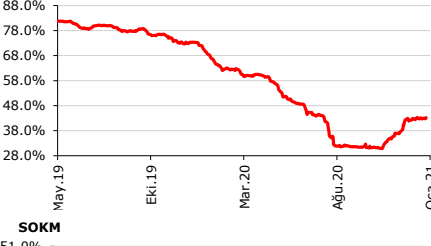
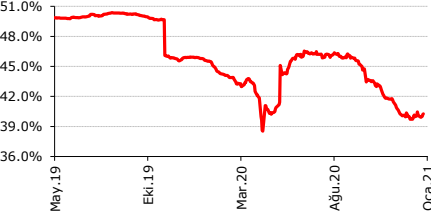
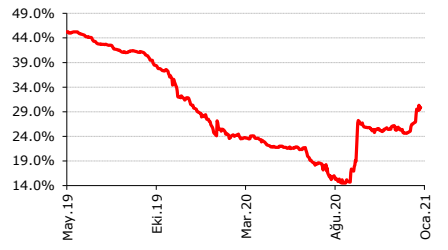
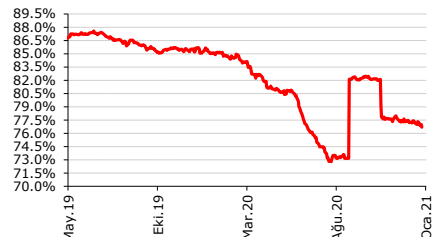
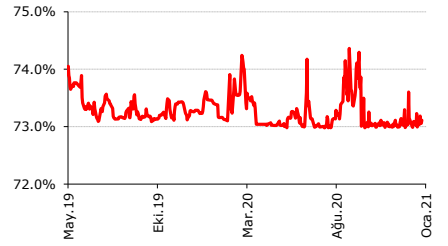
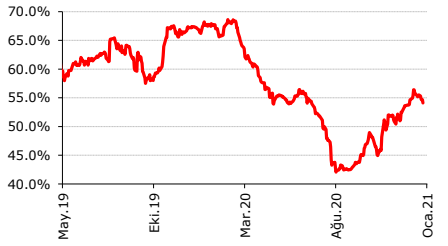
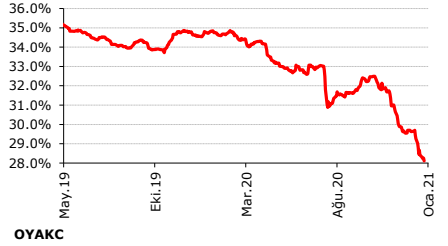
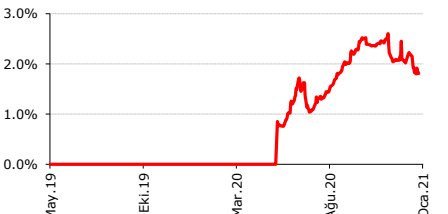
CIMSA



DOHOL





SASA**INDES****THYAO****TOASO****TTRAK****MPARK****SELEC****TAVHL****TKFEN****VESBE****TUPRS****SOKM****SISE****TCELL****TIRE****TTKOM****ULKER****OYAKC**

Son 1 haftaya göre yabancı takas değişim sıralaması (Citi-Deut)

Hisse	31.12.2019	22.10.2020	22.12.2020	15.01.2021	22.01.2021	Ybb (bazp)	3ay (bazp)	1ay (bazp)	1 hafta (bazp)
ALBRK	21.02%	10.36%	16.83%	13.79%	16.83%	-419.13	646.92	-0.22	303.77
TSKB	36.10%	15.91%	10.06%	14.25%	16.15%	-1995.62	23.70	608.64	190.12
YKBNK	44.84%	17.28%	21.70%	23.36%	23.20%	-2163.90	591.86	149.80	-15.48
HALKB	40.04%	5.86%	6.31%	6.40%	6.11%	-3393.32	24.39	-20.14	-29.73
VAKBN	64.62%	5.03%	6.24%	6.43%	6.13%	-5849.48	110.09	-11.20	-30.35
ISCTR	56.16%	42.65%	46.25%	47.73%	46.81%	-935.63	416.00	56.04	-92.28
AKBNK	60.51%	50.04%	56.70%	60.63%	59.53%	-97.94	948.71	282.53	-110.78
GARAN	72.21%	42.47%	58.21%	61.02%	59.89%	-1232.23	1742.26	167.90	-112.87
TRGYO	32.85%	18.94%	17.24%	18.70%	23.51%	-933.53	457.34	626.81	481.02
PNSUT	20.36%	9.74%	5.14%	4.43%	8.55%	-1181.82	-119.48	340.60	411.99
BIZIM	17.88%	10.84%	1.14%	2.16%	5.45%	-1243.73	-539.37	430.20	329.11
PGSUS	49.55%	12.48%	30.06%	30.79%	33.53%	-1602.11	2105.06	347.07	274.44
MGROS	37.19%	41.86%	33.72%	34.33%	36.30%	-89.06	-556.32	257.71	196.80
KAREL	17.32%	3.01%	2.08%	2.56%	4.52%	-1279.76	151.24	244.78	196.63
CIMSA	16.21%	17.72%	17.78%	17.72%	19.34%	313.55	162.16	156.25	161.89
KRDMD	22.82%	16.58%	22.71%	26.82%	28.42%	559.99	1184.76	571.09	160.76
BAGFS	10.32%	6.20%	1.46%	1.70%	3.28%	-704.47	-292.01	181.99	158.03
ISDMR	19.35%	11.20%	11.92%	13.62%	14.78%	-456.16	358.58	286.39	116.31
CCOLA	87.20%	82.91%	80.60%	79.98%	80.80%	-640.03	-210.32	20.80	82.42
AKCNS	17.15%	22.09%	20.10%	16.49%	17.13%	-2.19	-496.22	-296.48	63.73
ALGYO	16.98%	6.44%	3.45%	1.81%	2.42%	-1455.48	-401.22	-103.00	61.08
ALKIM	14.54%	21.08%	25.30%	25.36%	25.97%	1143.27	489.75	67.28	60.85
ISGYO	20.82%	15.68%	17.36%	13.01%	13.61%	-720.75	-206.81	-375.56	59.54
TAVHL	73.29%	40.76%	50.06%	50.65%	51.23%	-2205.91	1047.52	117.60	58.48
TKNSA	17.10%	4.35%	7.89%	7.43%	8.01%	-909.24	365.97	12.57	57.96
ALCTL	14.00%	2.89%	0.36%	0.24%	0.81%	-1319.56	-208.10	44.33	56.72
KCHOL	78.56%	61.53%	68.32%	68.99%	69.54%	-902.00	801.24	122.58	55.60
ISMEN	57.02%	24.38%	21.62%	20.10%	20.64%	-3637.60	-373.38	-97.23	54.30
ESCOM	5.00%	1.56%	1.94%	1.91%	2.45%	-255.08	88.49	51.24	54.12
AEFES	75.71%	70.92%	67.25%	66.87%	67.39%	-831.96	-352.82	14.29	52.66
GOLTS	6.53%	1.74%	1.64%	1.62%	2.14%	-439.21	39.59	49.29	51.32
TUPRS	73.41%	31.20%	42.89%	42.70%	43.18%	-3022.31	1198.52	29.27	47.96
SKBNK	8.79%	3.87%	2.23%	2.40%	2.82%	-597.53	-105.89	59.00	41.79
PETKM	17.06%	20.57%	21.88%	23.29%	23.67%	661.23	309.78	178.84	38.00
EGEEN	24.08%	12.79%	12.55%	13.59%	13.96%	-1012.62	116.61	140.85	36.97
SISE	29.10%	25.76%	24.82%	29.54%	29.91%	80.18	414.64	509.04	36.71
INDES	50.44%	15.13%	8.88%	7.94%	8.30%	-4214.47	-683.81	-58.72	35.34
ARDYZ	0.00%	8.30%	4.71%	1.34%	1.65%	165.20	-664.85	-305.58	31.55
BRISA	24.11%	23.95%	29.95%	31.33%	31.63%	752.70	768.49	168.04	30.03
OZKGY	54.00%	24.37%	20.66%	15.74%	16.03%	-3797.14	-833.91	-463.19	29.26
GOODY	51.48%	54.98%	59.60%	59.49%	59.78%	829.76	480.15	17.70	29.24
PETUN	4.08%	0.39%	0.42%	0.13%	0.41%	-366.91	1.53	-1.46	28.16
SOKM	45.94%	43.70%	40.08%	40.03%	40.25%	-568.66	-344.56	17.66	21.94
MAVI	76.92%	64.77%	72.76%	72.01%	72.20%	-471.93	743.14	-56.35	18.93
YATAS	31.56%	16.63%	32.70%	35.64%	35.80%	424.30	1917.59	310.52	16.40
BUCIM	2.33%	0.79%	0.38%	0.99%	1.15%	-117.10	36.21	77.16	16.08
HEKTS	6.14%	3.79%	4.82%	5.29%	5.45%	-69.10	165.69	62.25	15.95
AKSEN	17.39%	9.46%	7.93%	6.92%	7.06%	-1032.78	-240.47	-86.80	14.07
ECILC	10.96%	15.70%	12.22%	12.74%	12.87%	191.03	-283.55	64.72	12.78
DOAS	14.31%	23.94%	25.38%	25.63%	25.74%	1143.64	180.17	36.51	10.69
TOASO	72.95%	57.61%	63.42%	62.59%	62.69%	-1026.43	507.61	-73.45	10.17
ARENA	23.21%	21.49%	21.25%	21.56%	21.65%	-155.52	16.80	40.90	9.81
ZOREN	14.61%	4.33%	4.29%	5.42%	5.51%	-910.09	118.00	121.32	8.51
NETAS	4.54%	1.73%	1.89%	1.51%	1.59%	-295.31	-13.71	-30.15	8.40
THYAO	41.41%	26.59%	29.73%	32.24%	32.31%	-910.67	571.36	257.61	6.74
DOCO	73.74%	13.21%	12.77%	11.06%	11.10%	-6263.97	-210.21	-166.40	4.21
NTHOL	9.43%	3.42%	4.23%	3.96%	3.97%	-545.59	55.77	-25.25	1.06
TRCAS	6.17%	3.07%	3.58%	3.78%	3.78%	-238.43	70.98	20.53	0.62
CMBTN	0.92%	0.60%	0.50%	0.40%	0.40%	-52.36	-20.09	-9.63	0.00

CEMTS	12.64%	0.64%	0.75%	1.63%	1.62%	-1101.96	98.38	87.52	-0.39
GOZDE	8.34%	5.87%	5.82%	5.91%	5.89%	-244.93	2.15	6.77	-1.76
KARTN	3.83%	2.94%	0.61%	0.70%	0.67%	-315.62	-226.04	6.65	-2.14
OYAKC	0.00%	2.49%	2.15%	1.83%	1.81%	180.75	-68.71	-34.71	-2.45
AKSA	46.94%	32.83%	36.45%	40.00%	39.98%	-696.19	714.55	352.29	-2.61
DYOBY	5.43%	0.70%	0.97%	1.81%	1.78%	-364.84	107.81	80.55	-3.27
GUBRF	8.94%	7.30%	7.41%	7.37%	7.33%	-160.22	3.72	-7.61	-3.67
OTKAR	32.10%	17.50%	19.15%	16.01%	15.95%	-1615.29	-154.67	-319.68	-6.23
KERVY	0.83%	1.78%	2.05%	1.90%	1.84%	100.33	5.89	-21.23	-6.64
MPARK	77.13%	52.02%	58.77%	58.77%	58.69%	-1843.97	666.89	-7.79	-7.75
AGHOL	28.39%	18.58%	19.53%	19.57%	19.49%	-890.48	90.93	-4.18	-8.18
TURSG	3.79%	0.28%	0.65%	1.48%	1.40%	-238.90	111.41	74.89	-8.34
AFYON	0.74%	1.71%	2.75%	1.70%	1.62%	87.28	-9.82	-113.07	-8.69
VESTL	12.22%	12.13%	14.75%	14.76%	14.62%	240.13	248.89	-12.69	-13.54
ISFIN	3.96%	1.86%	1.73%	2.67%	2.51%	-144.74	65.02	78.39	-15.24
SKTAS	8.99%	5.70%	7.25%	3.34%	3.17%	-582.38	-252.46	-408.22	-16.82
KORDS	43.37%	20.20%	26.70%	22.32%	22.13%	-2124.36	192.70	-456.80	-18.92
DEVA	4.83%	1.64%	2.94%	2.85%	2.64%	-219.12	100.46	-30.04	-21.32
BIMAS	65.29%	60.31%	60.19%	60.51%	60.24%	-504.85	-6.85	5.97	-26.06
AKGRT	66.68%	38.05%	35.94%	35.46%	35.18%	-3150.16	-287.29	-75.67	-27.93
ULKER	34.57%	32.47%	29.56%	28.42%	28.11%	-645.56	-435.81	-145.15	-30.43
TTRAK	44.36%	57.56%	65.89%	64.03%	63.72%	1935.97	615.40	-217.65	-31.25
HLGYO	11.17%	2.07%	3.32%	1.32%	0.97%	-1019.22	-110.01	-234.86	-34.84
ALARK	30.19%	17.02%	11.77%	11.81%	11.41%	-1878.24	-561.34	-36.18	-40.54
SASA	5.72%	7.19%	7.46%	7.06%	6.63%	91.03	-55.97	-82.24	-42.79
AYGAZ	23.49%	18.23%	16.40%	16.41%	15.98%	-750.39	-225.02	-41.37	-42.79
ALCAR	0.73%	1.93%	0.23%	0.75%	0.30%	-43.56	-162.96	6.45	-45.72
FROTO	72.98%	76.00%	75.40%	75.74%	75.26%	227.92	-74.59	-14.81	-48.15
LOGO	54.92%	53.05%	51.99%	51.61%	51.07%	-385.06	-197.37	-91.15	-53.12
EKGYO	41.73%	32.21%	34.31%	34.56%	34.00%	-773.30	178.69	-30.51	-55.53
ASELS	24.70%	38.17%	36.90%	37.47%	36.91%	1221.58	-126.13	1.29	-55.87
ENKAI	64.69%	57.58%	55.35%	55.30%	54.73%	-995.60	-284.70	-61.67	-57.26
VESBE	8.40%	8.22%	12.80%	10.41%	9.81%	141.81	159.23	-298.32	-60.07
TCELL	85.71%	82.36%	77.61%	77.32%	76.70%	-901.43	-565.98	-91.69	-62.27
CLEBI	20.96%	1.24%	1.42%	2.82%	2.18%	-1877.77	94.01	76.49	-63.45
ARCLK	68.85%	58.41%	53.33%	56.34%	55.69%	-1316.08	-272.27	235.45	-64.95
TATGD	20.45%	13.00%	10.80%	9.14%	8.49%	-1196.63	-451.40	-231.46	-65.36
EREGL	44.27%	32.71%	35.01%	34.23%	33.57%	-1069.97	86.50	-143.52	-65.65
KOZAA	55.56%	53.73%	49.39%	46.45%	45.66%	-989.94	-807.73	-373.42	-79.71
ODAS	13.11%	1.42%	2.68%	4.28%	3.45%	-965.54	203.26	76.75	-83.35
TMSN	5.50%	1.01%	11.86%	8.26%	7.36%	185.95	634.89	-449.53	-89.76
IPEKE	27.82%	10.59%	11.31%	13.83%	12.87%	-1494.85	227.81	156.76	-95.88
SAHOL	64.72%	61.54%	64.77%	65.02%	63.82%	-90.51	227.96	-95.32	-120.46
TTKOM	67.28%	48.39%	53.62%	55.50%	54.10%	-1317.83	571.18	47.74	-139.92
TKFEN	55.90%	18.88%	16.05%	22.94%	21.45%	-3445.06	256.59	540.33	-149.13
GSDHO	13.02%	3.94%	5.04%	4.79%	3.23%	-978.38	-70.69	-181.07	-155.37
SELEC	57.12%	42.88%	32.63%	30.31%	28.73%	-2839.27	-1415.31	-389.81	-157.77
BRSAN	28.60%	20.31%	22.08%	23.25%	21.24%	-736.06	93.64	-83.68	-200.39
ENJSA	71.63%	74.83%	76.50%	71.24%	69.23%	-239.77	-559.53	-726.90	-201.09
KOZAL	69.03%	48.26%	40.42%	33.18%	29.93%	-3910.19	-1833.71	-1049.07	-325.30
DOHOL	47.77%	42.25%	34.67%	36.94%	31.48%	-1628.48	-1076.65	-319.13	-546.02

AKYatırım

Bu rapor, Ak Yatırım Menkul Değerler A.Ş. tarafından, güvenilir olduğuna inanılan kaynaklardan elde edilen bilgi ve veriler kullanılarak hazırlanmıştır. Raporunda yer alan ifadeler, hiçbir şekilde veya suretle alış veya satış teklifi olarak değerlendirilmemelidir. Ak Yatırım, bu bilgilerin doğru, eksiksiz ve değişmez olduğunu garanti etmemektedir. Bu sebeple, okuyucuların, bu raporlardan elde edilen bilgilere dayanarak hareket etmeden önce, bilgilerin doğruluğunu teyit ettirmeleri önerilir ve bu bilgilere dayanarak aldıkları kararlarda sorumluluk kendilerine aittir. Bilgilerin eksikliği ve yanlışlığından Ak Yatırım hiçbir şekilde sorumlu tutulamaz. Ayrıca, Ak Yatırım'ın ve Akbank'ın tüm çalışanları ve danışmanlarının, herhangi bir şekilde bilgiler dolayısıyla ortaya çıkabilecek, doğrudan veya dolaylı zararlarla ilgili herhangi bir sorumluluğu yoktur. Burada yer alan bilgiler, bir yatırım tavsiyesi, yatırım aracının alım-satım önerisi ya da getiri vaadi değildir ve Yatırım Danışmanlığı kapsamında yer almamaktadır. Yatırım Danışmanlığı hizmeti; aracı kurumlar, portföy yönetim şirketleri, mevduat kabul etmeyen bankalar ile müşteri arasında imzalanacak Yatırım Danışmanlığı sözleşmesi çerçevesinde sunulmaktadır. Bunlara ilaveten, Ak Yatırım, raporların İnternet üzerinden e-mail yoluyla alınması durumunda virüs, hatalı gönderim veya diğer herhangi bir teknik sebepten dolayı alıcının donanımına veya yazılımına gelebilecek herhangi bir zarardan dolayı sorumlu tutulamaz.

© Ak Yatırım Menkul Değerler A.Ş. 2021