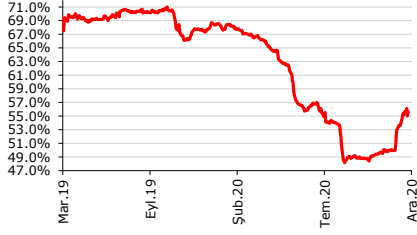
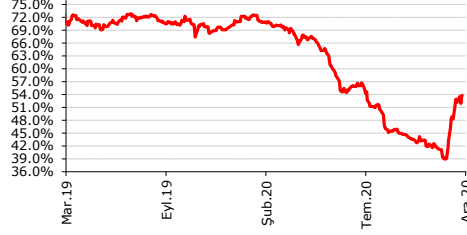


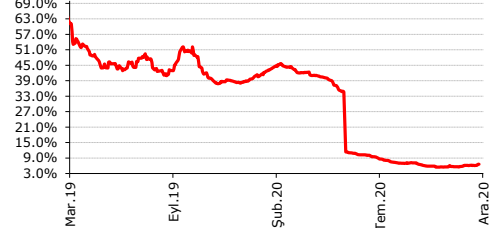
AKBNK -



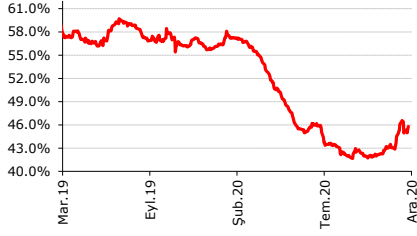
GARAN -



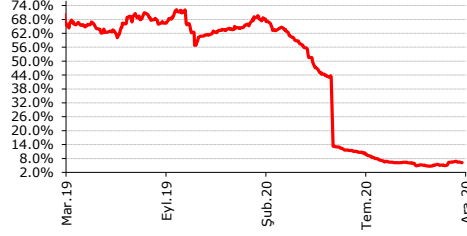
HALKB -



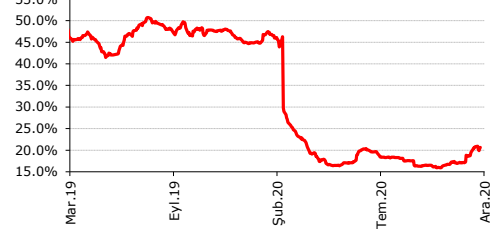
ISCTR -



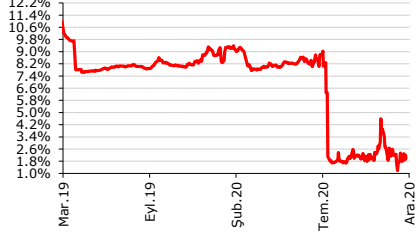
VAKBN -



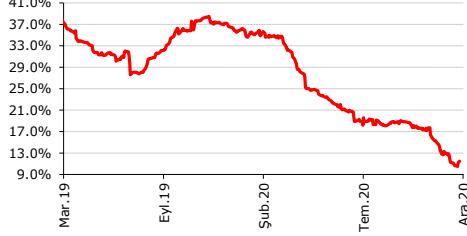
YKBNK -



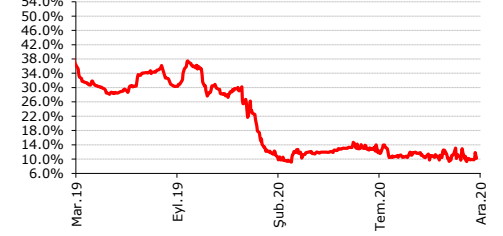
SKBNK -



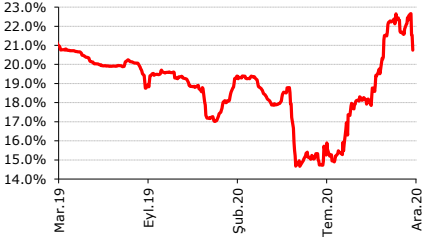
TSKB -



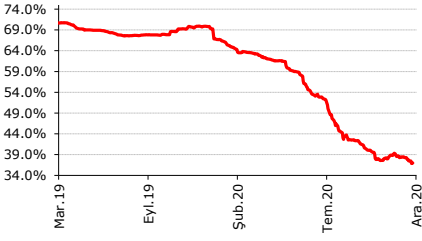
ALBRK -



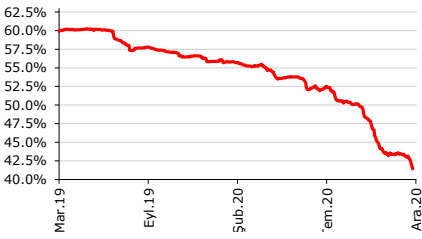
AKCNS



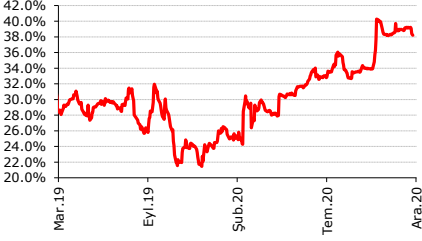
AKGRT



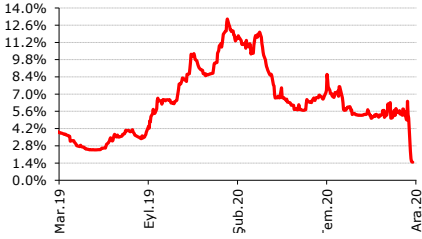
ANHYT



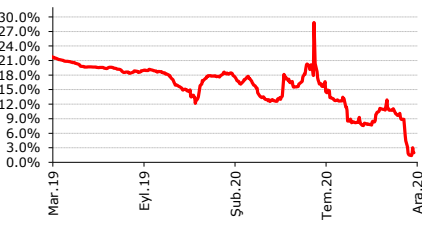
ASELS



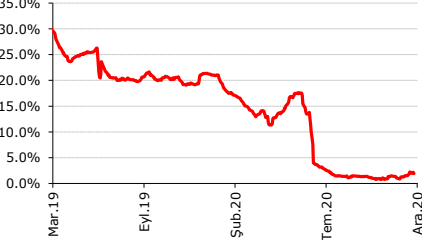
BAGFS



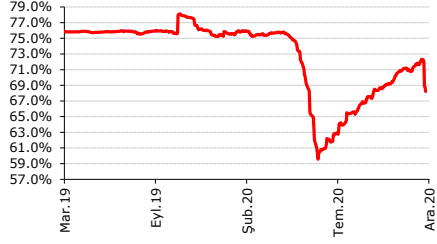
BIZIM



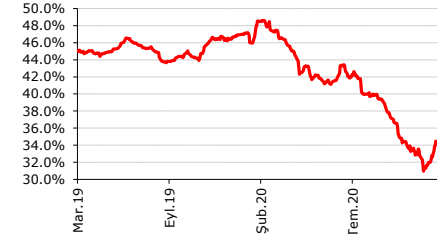
CLEBI



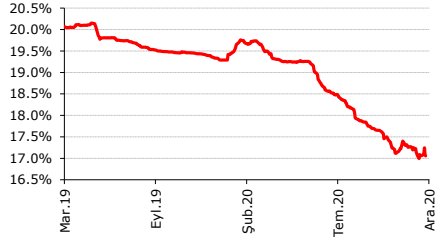
AEFES



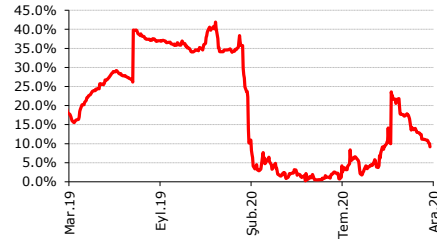
AKSA



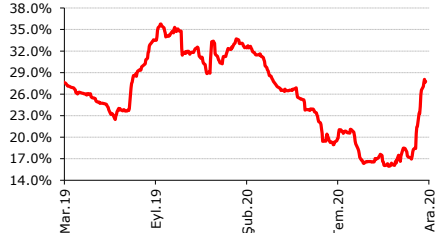
ANSGR



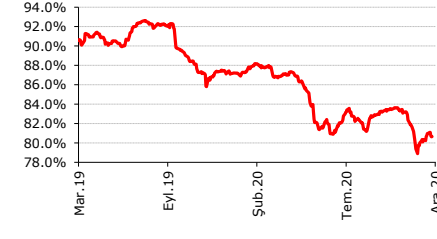
FONET



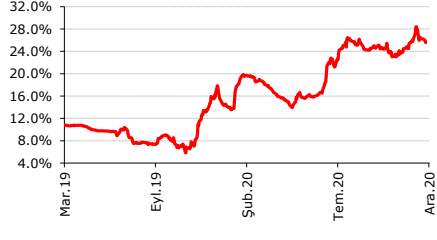
YATAS



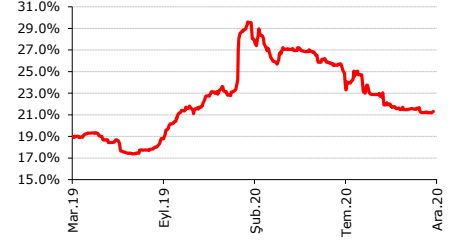
CCOLA



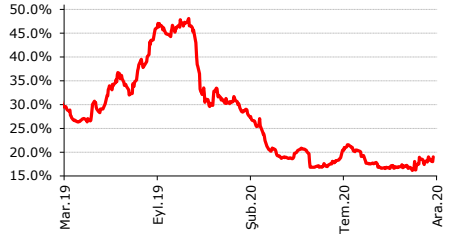
DOAS



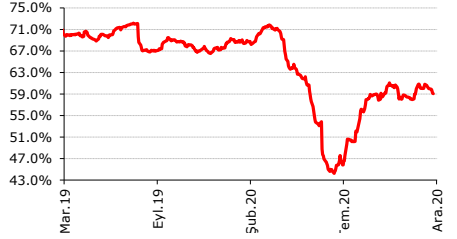
ARENA



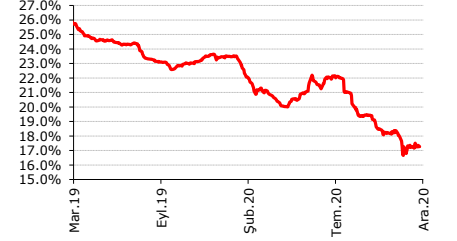
ALARK



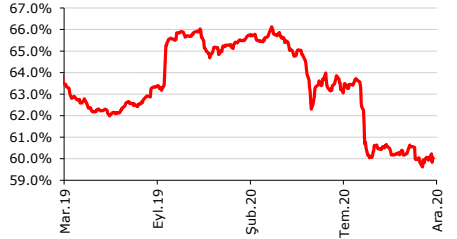
ARCLK



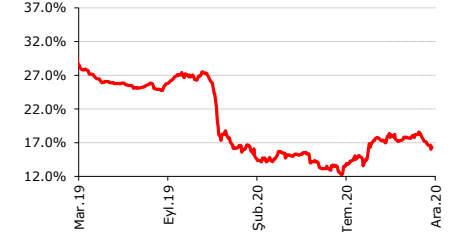
AYGAZ



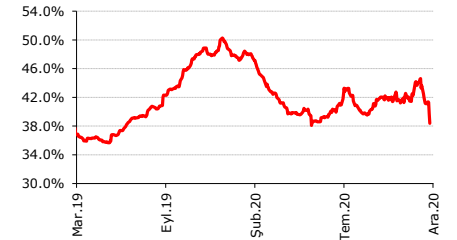
BIMAS

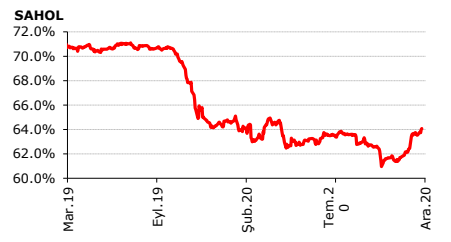
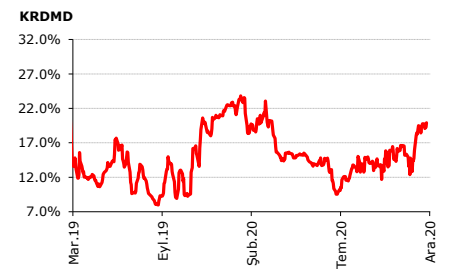
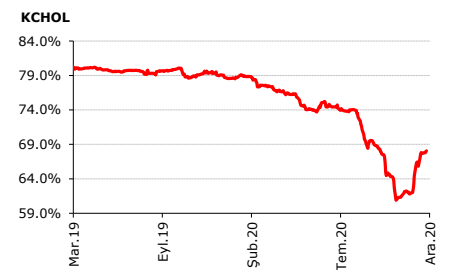
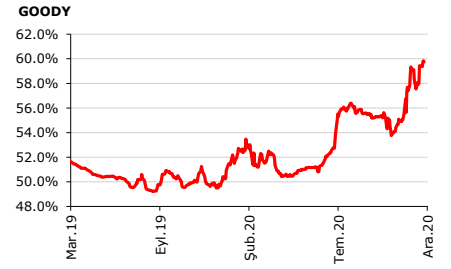
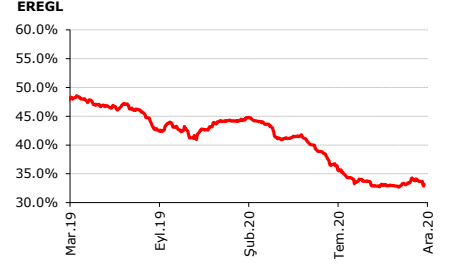
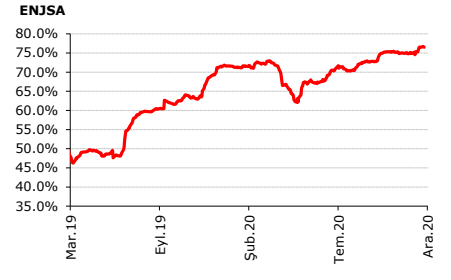
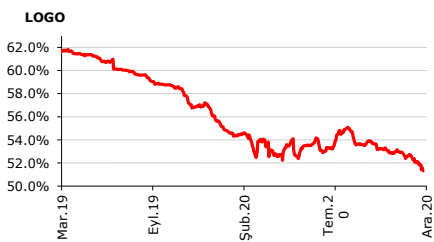
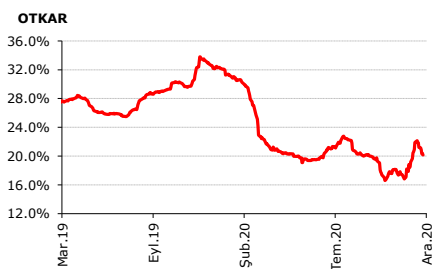
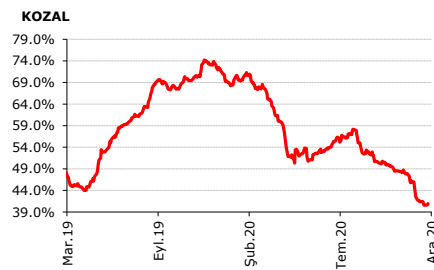
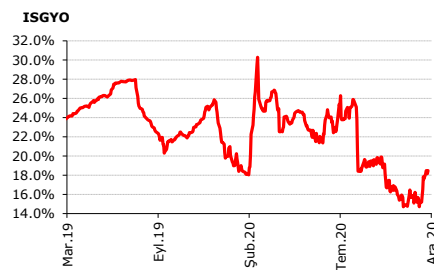
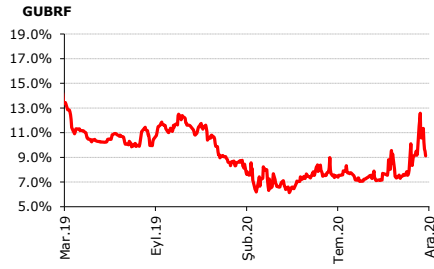
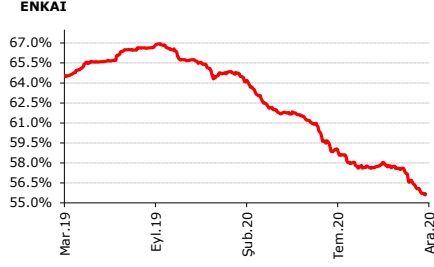
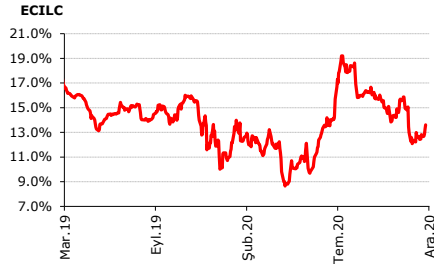
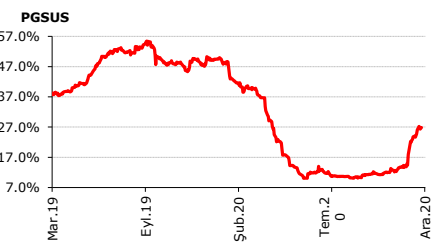
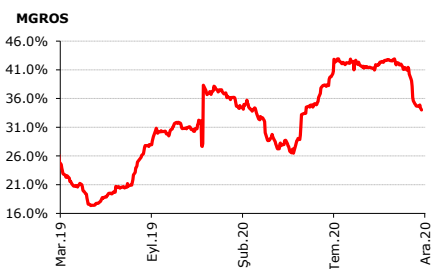
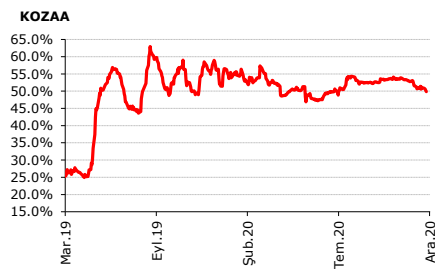
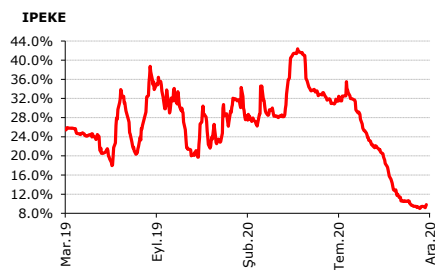
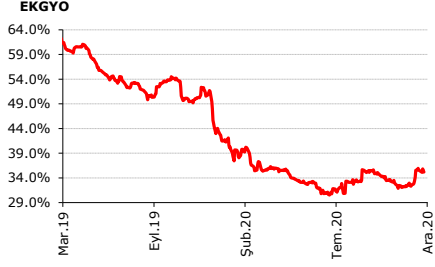
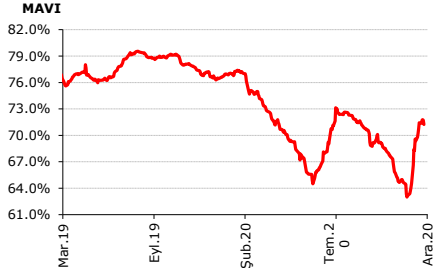


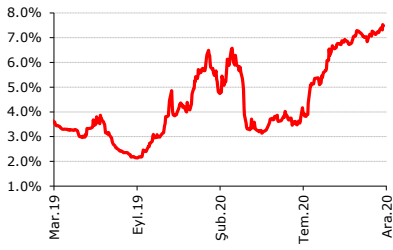
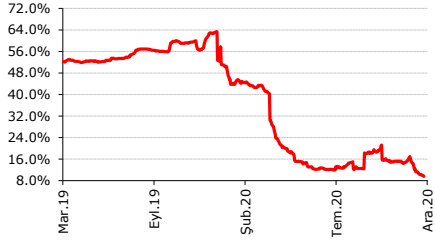
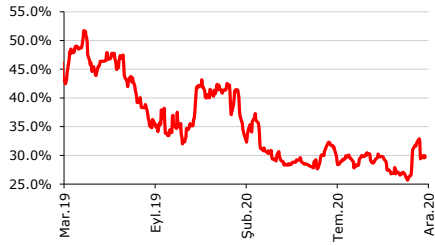
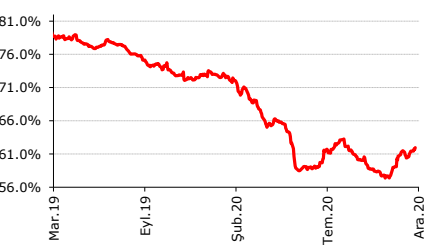
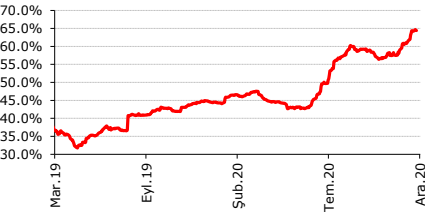
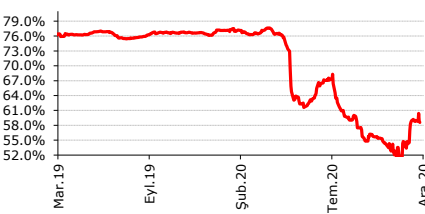
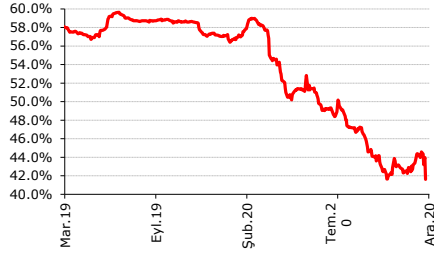
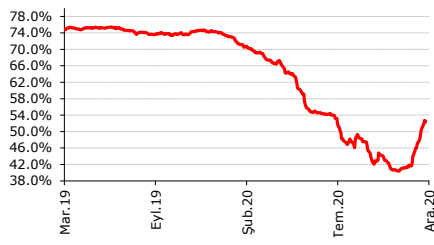
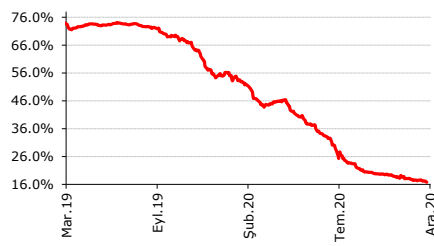
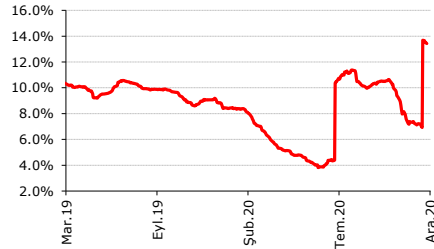
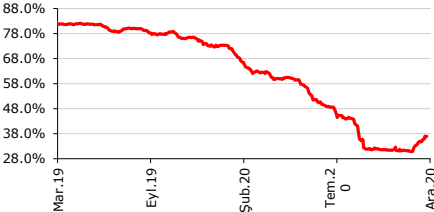
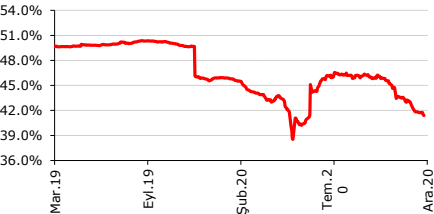
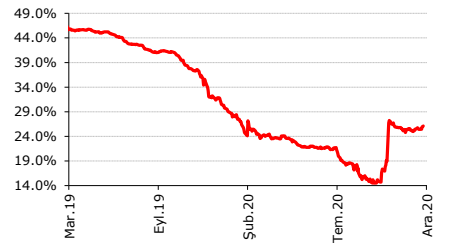
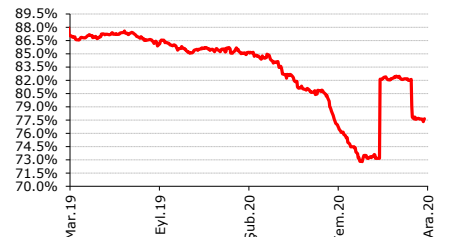
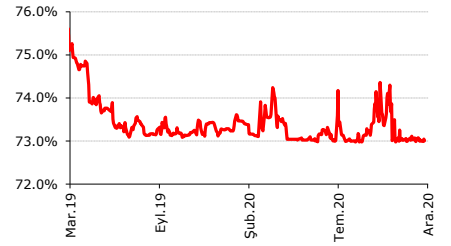
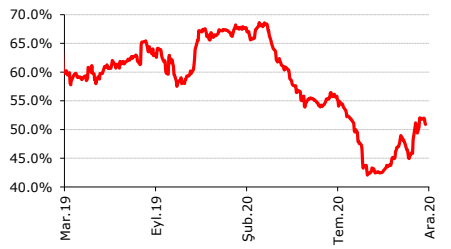
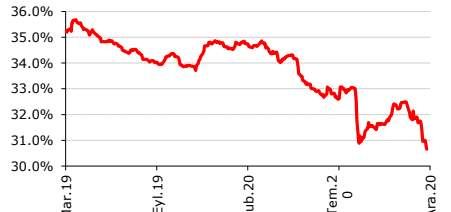
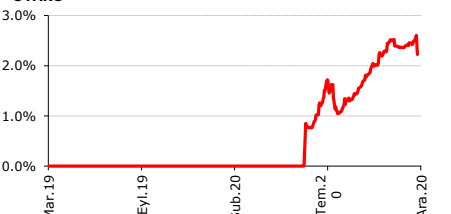
CIMSA



DOHOL





SASA**İNDES****THYAO****TOASO****TTRAK****MPARK****SELEC****TAVHL****TKFEN****VESEB****TUPRS****SOKM****SISE****TCELL****TIRE****TTKOM****ULKER****OYAKK**

Son 1 haftaya göre takas deęişim sıralaması

Hisse	31.12.2019	4.09.2020	4.11.2020	27.11.2020	4.12.2020	Ybb (bazp)	3ay (bazp)	1ay (bazp)	1 hafta(bazp)
GARAN	72.21%	44.75%	39.28%	52.46%	53.83%	-1838.25	908.18	1454.77	137.09
TSKB	36.10%	19.03%	13.37%	10.61%	11.48%	-2461.98	-754.80	-188.71	87.28
ISCTR	56.16%	42.66%	43.05%	45.23%	45.79%	-1037.68	312.71	273.89	56.22
HALKB	40.04%	6.59%	5.56%	6.07%	6.58%	-3345.44	-1.01	102.77	51.76
ALBRK	21.02%	11.61%	10.63%	9.93%	10.24%	-1077.66	-136.33	-38.71	30.98
AKBNK	60.51%	48.80%	50.05%	55.60%	55.58%	-493.08	677.09	552.70	-2.46
VAKBN	64.62%	6.37%	5.12%	6.41%	6.24%	-5838.13	-13.19	112.24	-17.26
YKBNK	44.84%	16.28%	17.09%	20.83%	20.63%	-2420.62	435.31	354.85	-19.31
ALKIM	14.54%	12.58%	19.58%	19.73%	25.15%	1060.91	1256.93	556.60	542.01
OZKGY	54.00%	29.14%	23.44%	21.67%	23.76%	-3024.51	-538.31	31.83	209.06
TAVHL	73.29%	42.84%	41.60%	50.55%	52.52%	-2077.70	967.88	1091.80	196.81
TKNSA	17.10%	1.40%	7.94%	11.14%	13.09%	-401.51	1168.51	514.55	194.93
TUPRS	73.41%	31.69%	31.13%	35.54%	36.95%	-3645.77	526.19	582.35	141.24
PNSUT	20.36%	7.48%	8.14%	4.18%	5.36%	-1500.06	-211.31	-277.52	118.24
YATAS	31.56%	16.56%	17.31%	26.56%	27.73%	-382.82	1117.36	1042.17	117.10
GSDHO	13.02%	2.93%	3.26%	4.15%	5.32%	-769.64	238.65	205.60	116.96
ISGYO	20.82%	19.27%	15.71%	17.62%	18.49%	-233.01	-78.85	278.08	86.42
ODAS	13.11%	0.84%	1.07%	1.69%	2.48%	-1063.02	163.14	140.40	78.48
ECILC	10.96%	16.04%	15.06%	12.82%	13.61%	265.13	-242.92	-145.11	78.43
KAREL	17.32%	0.05%	2.17%	1.50%	2.24%	-1508.18	219.28	6.54	74.08
PGSUS	49.55%	11.28%	14.29%	26.09%	26.82%	-2273.43	1553.38	1252.74	72.93
AKSA	46.94%	37.99%	31.70%	34.09%	34.80%	-1213.29	-318.84	310.61	71.22
SISE	29.10%	14.75%	25.08%	25.40%	26.09%	-301.93	1133.14	100.42	68.97
ISFIN	3.96%	1.67%	1.75%	1.35%	1.94%	-202.60	26.29	18.09	58.15
BIZIM	17.88%	8.00%	9.94%	1.45%	1.97%	-1591.06	-603.05	-796.73	52.73
TOASO	72.95%	60.01%	60.10%	61.45%	61.96%	-1099.29	194.79	186.43	51.47
SAHOL	64.72%	62.72%	61.92%	63.56%	64.07%	-64.91	135.36	215.45	50.87
PETKM	17.06%	19.85%	20.46%	20.01%	20.42%	335.93	56.98	-4.12	41.23
KCHOL	78.56%	68.95%	61.86%	67.67%	68.06%	-1050.18	-89.28	620.01	39.34
IPEKE	27.82%	22.07%	10.43%	9.46%	9.83%	-1799.56	-1224.85	-60.46	36.44
TRGYO	32.85%	19.69%	18.57%	18.96%	19.31%	-1353.93	-38.28	73.41	35.05
KOZAL	69.03%	50.69%	45.81%	40.58%	40.93%	-2809.80	-976.22	-487.58	34.84
GOODY	51.48%	55.18%	57.30%	59.43%	59.76%	828.01	458.14	246.17	33.63
TTRAK	44.36%	59.23%	58.10%	64.16%	64.43%	2007.79	520.27	633.07	27.42
DEVA	4.83%	2.03%	1.68%	2.45%	2.70%	-212.86	67.36	102.13	25.72
NETAS	4.54%	1.46%	1.73%	1.63%	1.86%	-267.96	40.78	13.18	23.38
DOCO	73.74%	6.52%	7.02%	12.12%	12.35%	-6138.98	583.12	532.94	23.16
ALARK	30.19%	16.99%	16.28%	18.78%	18.99%	-1119.58	200.04	271.55	21.52
SKBNK	8.79%	2.15%	2.66%	1.79%	2.00%	-679.63	-15.68	-66.84	20.04
EGEEN	24.08%	10.04%	13.02%	12.49%	12.69%	-1139.74	264.98	-32.98	19.69
TURSG	3.79%	0.08%	0.19%	0.39%	0.57%	-321.09	49.30	38.65	18.69
BRSAN	28.60%	19.97%	20.38%	20.49%	20.67%	-793.85	69.85	28.41	17.86
SASA	5.72%	6.55%	6.84%	7.32%	7.48%	176.06	93.00	64.14	16.63
GOZDE	8.34%	5.86%	5.92%	5.76%	5.93%	-240.80	6.79	1.45	16.62
ZOREN	14.61%	4.35%	4.39%	4.31%	4.46%	-1014.66	11.37	7.12	15.06
THYAO	41.41%	28.75%	25.67%	29.56%	29.70%	-1171.61	95.07	402.73	14.00
KRDMD	22.82%	13.50%	14.57%	19.77%	19.91%	-291.77	640.78	533.89	13.23
ARDYZ	0.00%	10.93%	3.79%	2.67%	2.80%	280.35	-813.06	-98.87	13.21
ARENA	23.21%	22.74%	21.51%	21.19%	21.31%	-190.16	-143.31	-20.47	11.74
ALCTL	14.00%	5.32%	1.41%	0.34%	0.45%	-1355.31	-486.95	-96.35	10.99
PETUN	4.08%	0.63%	0.40%	0.56%	0.65%	-342.75	1.99	24.66	9.23
AFYON	0.74%	0.86%	1.82%	2.39%	2.47%	172.32	160.24	64.57	7.70
AGHOL	28.39%	19.87%	19.44%	19.84%	19.92%	-847.39	4.87	47.97	7.69
HEKTS	6.14%	4.42%	3.51%	3.66%	3.74%	-240.12	-68.83	22.46	7.66
SKTAS	8.99%	6.40%	5.91%	7.13%	7.20%	-179.24	80.57	129.49	7.22
KERVT	0.83%	0.25%	2.06%	2.04%	2.11%	127.26	185.44	4.63	6.77
KARTN	3.83%	2.92%	0.51%	0.45%	0.49%	-333.92	-242.92	-1.91	4.35
DYOBY	5.43%	0.96%	0.40%	0.41%	0.45%	-498.17	-51.41	4.24	3.67
BIMAS	65.29%	60.47%	60.00%	59.99%	60.03%	-526.72	-43.93	2.93	3.27

ENJSA	71.63%	72.78%	75.10%	76.49%	76.52%	489.50	374.68	142.62	2.99
TATGD	20.45%	16.90%	12.64%	11.32%	11.34%	-910.99	-555.87	-129.42	1.81
TCELL	85.71%	73.37%	82.12%	77.62%	77.63%	-807.56	426.47	-448.21	1.35
AYGAZ	23.49%	19.41%	16.73%	17.26%	17.26%	-622.39	-215.17	53.68	0.44
BUCIM	2.33%	0.97%	0.65%	0.41%	0.41%	-191.76	-56.02	-24.32	0.00
TRCAS	6.17%	2.81%	3.12%	3.46%	3.45%	-271.30	64.18	33.55	-0.88
NTHOL	9.43%	3.95%	3.38%	4.34%	4.33%	-509.79	37.77	95.25	-0.98
ENKAI	64.69%	57.65%	56.85%	55.71%	55.66%	-902.48	-199.34	-119.08	-5.22
ISDMR	19.35%	11.07%	11.69%	11.06%	11.00%	-834.42	-6.50	-68.65	-5.48
VESTL	12.22%	13.89%	12.02%	13.95%	13.87%	164.73	-2.55	185.15	-8.40
ISMEN	57.02%	22.10%	23.01%	21.46%	21.34%	-3568.08	-75.99	-167.14	-12.04
MAVI	76.92%	68.85%	63.35%	71.41%	71.23%	-568.92	237.43	788.23	-18.02
KORDS	43.37%	25.15%	20.52%	26.52%	26.28%	-1708.85	112.82	576.43	-23.69
EKGYO	41.73%	35.50%	32.25%	35.45%	35.20%	-653.13	-29.93	294.99	-24.37
OYAKC	0.00%	1.68%	2.37%	2.48%	2.23%	222.54	54.28	-14.32	-25.46
VESBE	8.40%	10.32%	7.18%	13.68%	13.43%	503.01	310.93	624.36	-25.87
MPARK	77.13%	54.83%	51.33%	58.88%	58.60%	-1853.03	376.79	726.49	-28.25
CIMSA	16.21%	17.51%	18.03%	16.62%	16.32%	11.38	-119.53	-170.99	-29.81
ULKER	34.57%	31.54%	32.14%	30.96%	30.65%	-391.42	-88.30	-148.86	-30.57
CCOLA	87.20%	83.23%	80.35%	80.97%	80.66%	-654.48	-256.84	30.67	-31.33
CLEBI	20.96%	1.32%	1.07%	2.24%	1.93%	-1903.40	60.14	85.70	-31.45
CEMTS	12.64%	2.11%	1.12%	0.98%	0.66%	-1197.66	-144.87	-45.52	-31.79
SOKM	45.94%	46.01%	43.03%	41.74%	41.38%	-455.97	-463.23	-165.51	-36.40
TKFEN	55.90%	19.97%	18.17%	17.18%	16.78%	-3911.69	-318.86	-138.13	-39.66
EREGL	44.27%	32.90%	33.22%	33.68%	33.20%	-1107.73	29.75	-1.99	-47.88
AKGRT	66.68%	41.62%	39.14%	37.51%	36.99%	-2969.11	-462.91	-215.14	-52.03
LOGO	54.92%	53.92%	52.39%	51.85%	51.32%	-360.05	-260.06	-106.20	-52.72
TMSN	5.50%	3.95%	2.55%	1.01%	0.43%	-507.07	-351.39	-212.15	-58.12
INDES	50.44%	18.31%	15.03%	10.23%	9.62%	-4082.47	-869.74	-541.19	-61.65
MGROS	37.19%	41.36%	41.06%	34.68%	34.01%	-317.79	-734.72	-704.64	-67.01
ALGYO	16.98%	8.06%	6.88%	3.72%	3.00%	-1397.89	-505.88	-388.48	-71.62
DOAS	14.31%	24.59%	24.60%	26.27%	25.55%	1124.32	95.41	94.35	-72.28
ESCOM	5.00%	1.13%	1.50%	2.14%	1.31%	-368.46	18.11	-18.94	-82.08
TTKOM	67.28%	43.30%	45.96%	51.81%	50.89%	-1638.98	758.85	493.23	-92.29
ARCLK	68.85%	57.84%	58.91%	59.99%	59.06%	-978.97	122.10	15.13	-93.15
ASELS	24.70%	33.53%	39.70%	39.15%	38.21%	1351.73	468.12	-148.37	-94.05
BRISA	24.11%	30.78%	27.43%	27.57%	26.62%	251.37	-415.60	-81.25	-95.35
AKSEN	17.39%	12.01%	8.20%	9.63%	8.62%	-877.11	-339.51	41.75	-100.98
OTKAR	32.10%	20.01%	16.98%	21.20%	20.17%	-1193.05	15.90	319.51	-102.33
KOZAA	55.56%	52.19%	52.98%	50.95%	49.86%	-569.29	-232.48	-311.42	-108.98
GOLTS	6.53%	2.96%	1.91%	3.04%	1.68%	-484.43	-127.25	-22.78	-135.96
GUBRF	8.94%	7.29%	7.56%	10.57%	9.12%	18.40	183.42	155.76	-144.52
AKCNS	17.15%	18.28%	22.29%	22.54%	20.75%	359.94	247.19	-153.77	-178.26
FROTO	72.98%	74.65%	77.14%	76.58%	74.77%	179.54	12.39	-236.75	-181.20
HLGYO	11.17%	3.34%	1.43%	5.59%	3.53%	-763.54	19.17	210.23	-205.90
DOHOL	47.77%	41.56%	42.52%	41.10%	38.38%	-938.29	-317.56	-413.81	-272.25
ALCAR	0.73%	2.00%	0.88%	5.55%	2.70%	196.35	70.05	181.47	-285.31
SELEC	57.12%	44.11%	42.64%	44.57%	41.61%	-1551.07	-249.50	-102.56	-296.07
CMBTN	0.92%	0.19%	1.49%	3.38%	0.37%	-55.31	18.33	-111.83	-301.46
BAGFS	10.32%	5.27%	5.30%	5.07%	1.47%	-885.29	-380.01	-382.47	-359.55
AEFES	75.71%	67.35%	70.90%	72.32%	68.21%	-750.22	85.59	-268.76	-410.86

AKYatırım

Bu rapor, Ak Yatırım Menkul Değerler A.Ş. tarafından, güvenilir olduğuna inanılan kaynaklardan elde edilen bilgi ve veriler kullanılarak hazırlanmıştır. Raporunda yer alan ifadeler, hiçbir şekilde veya suretle alış veya satış teklifi olarak değerlendirilmemelidir. Ak Yatırım, bu bilgilerin doğru, eksiksiz ve değişmez olduğunu garanti etmemektedir. Bu sebeple, okuyucuların, bu raporlardan elde edilen bilgilere dayanarak hareket etmeden önce, bilgilerin doğruluğunu teyit ettirmeleri önerilir ve bu bilgilere dayanarak aldıkları kararlarda sorumluluk kendilerine aittir. Bilgilerin eksikliği ve yanlışlığından Ak Yatırım hiçbir şekilde sorumlu tutulamaz. Ayrıca, Ak Yatırım'ın ve Akbank'ın tüm çalışanları ve danışmanlarının, herhangi bir şekilde bilgiler dolayısıyla ortaya çıkabilecek, doğrudan veya dolaylı zararlarla ilgili herhangi bir sorumluluğu yoktur. Burada yer alan bilgiler, bir yatırım tavsiyesi, yatırım aracının alım-satım önerisi ya da getiri vaadi değildir ve Yatırım Danışmanlığı kapsamında yer almamaktadır. Yatırım Danışmanlığı hizmeti; aracı kurumlar, portföy yönetim şirketleri, mevduat kabul etmeyen bankalar ile müşteri arasında imzalanacak Yatırım Danışmanlığı sözleşmesi çerçevesinde sunulmaktadır. Bunlara ilaveten, Ak Yatırım, raporların İnternet üzerinden e-mail yoluyla alınması durumunda virüs, hatalı gönderim veya diğer herhangi bir teknik sebepten dolayı alıcının donanımına veya yazılımına gelebilecek herhangi bir zarardan dolayı sorumlu tutulamaz.

© Ak Yatırım Menkul Değerler A.Ş. 2020