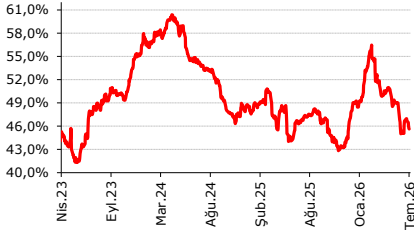
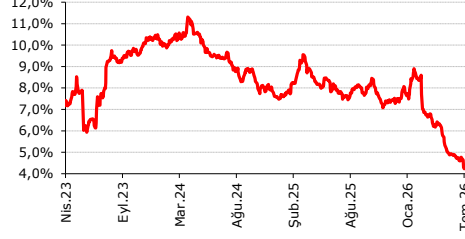


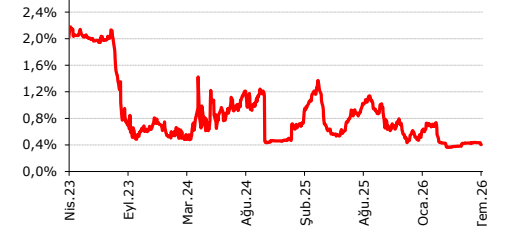
AKBNK -



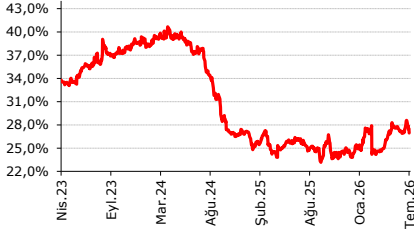
GARAN -



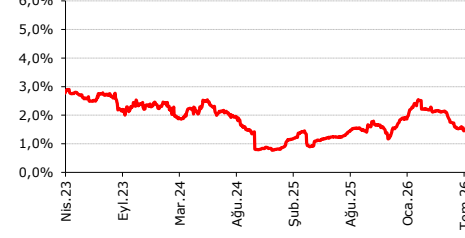
HALKB -



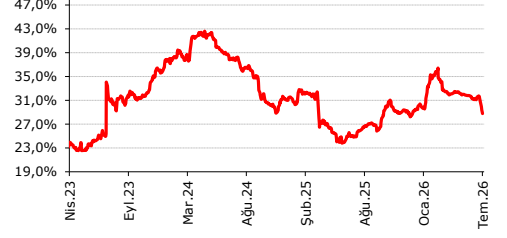
ISCTR -



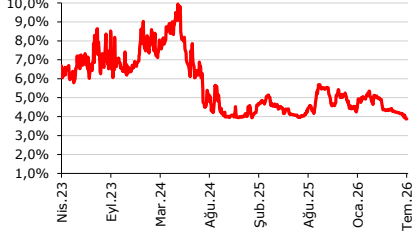
VAKBN -



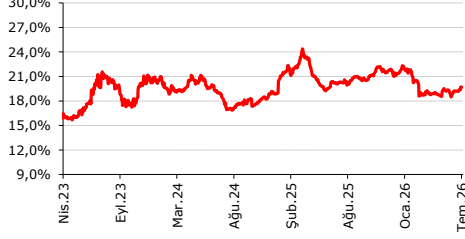
YKBNK -



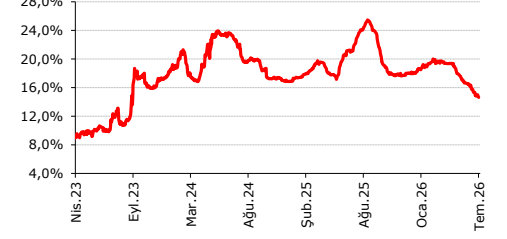
SKBNK -

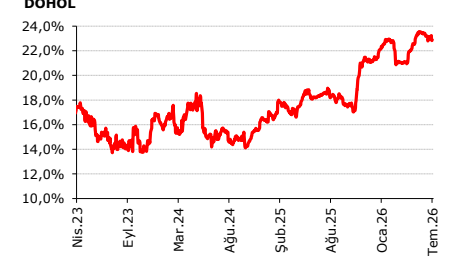
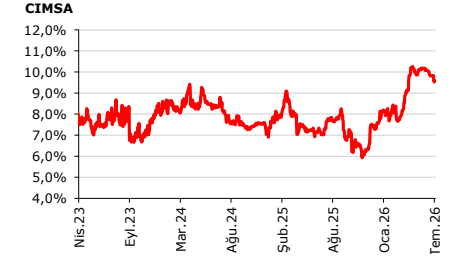
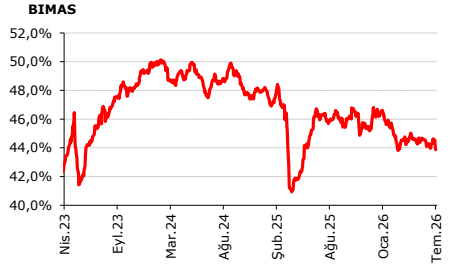
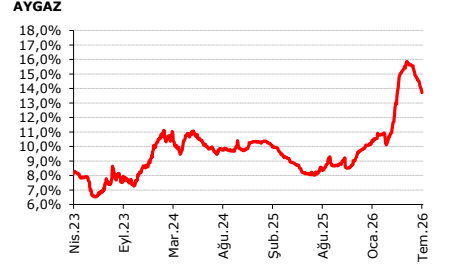
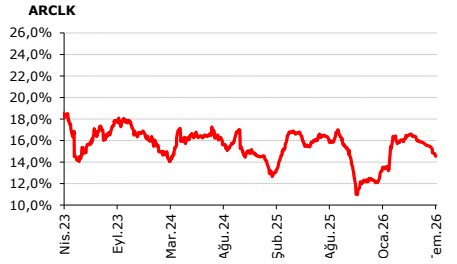
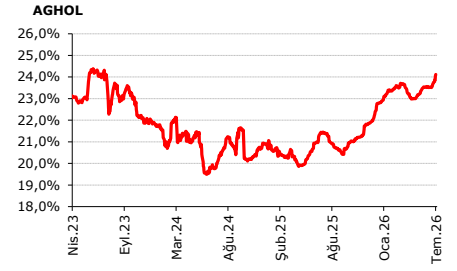
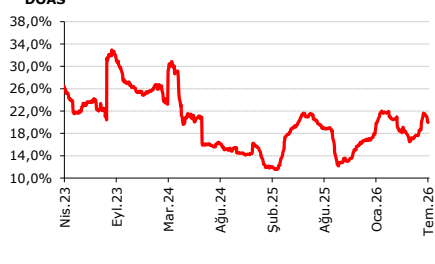
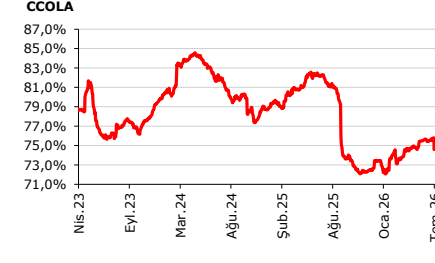
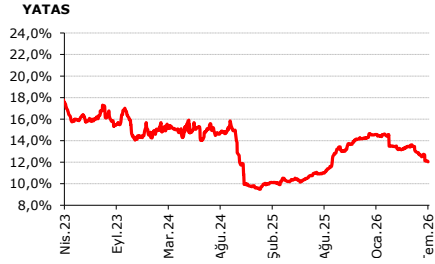
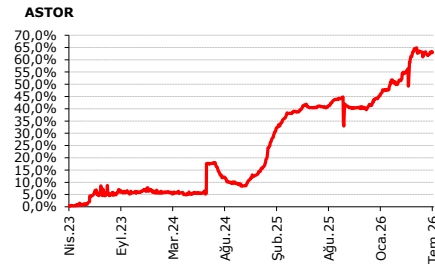
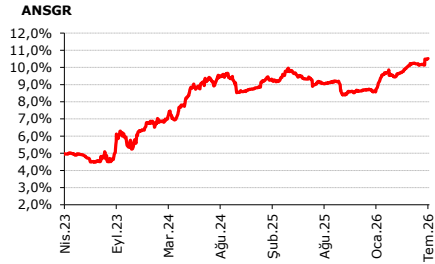
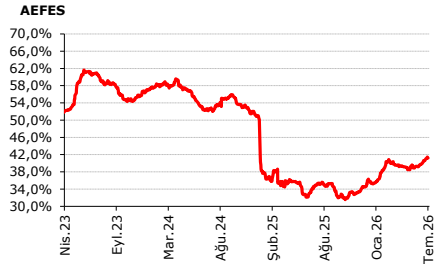
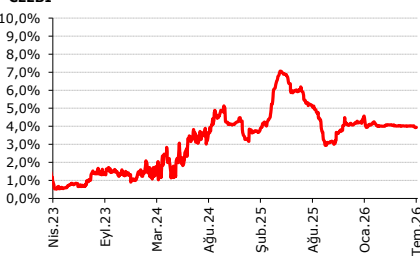
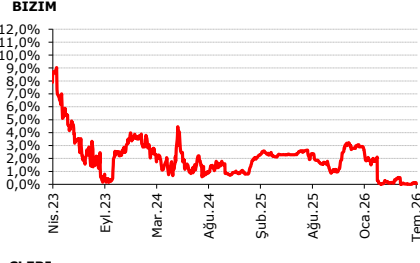
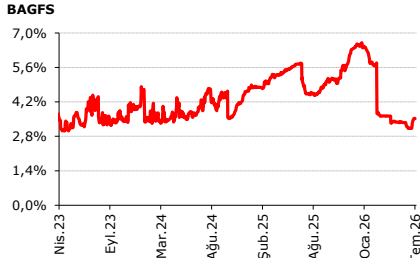
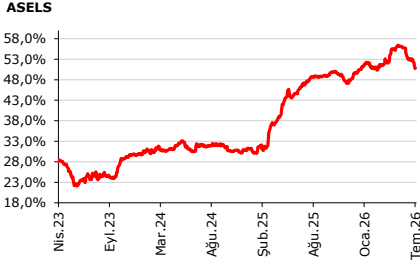
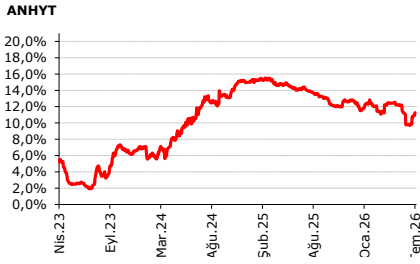
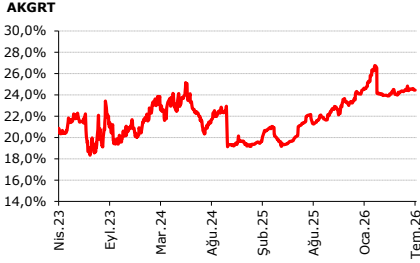
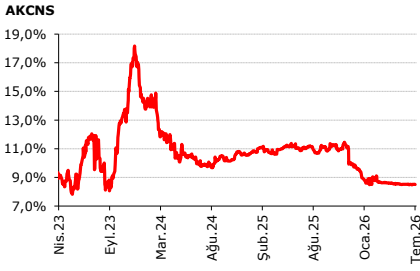


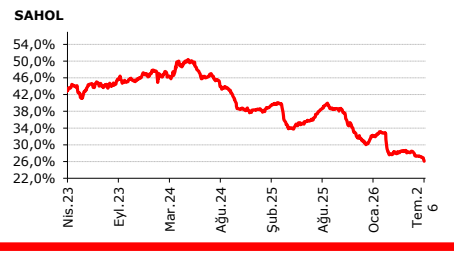
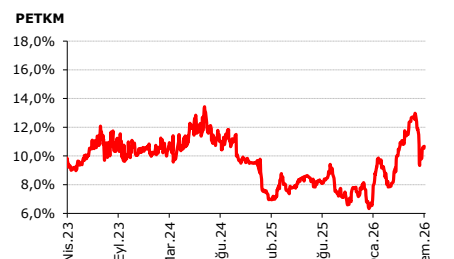
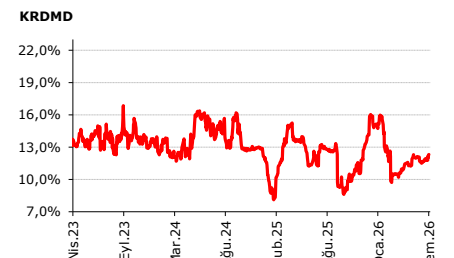
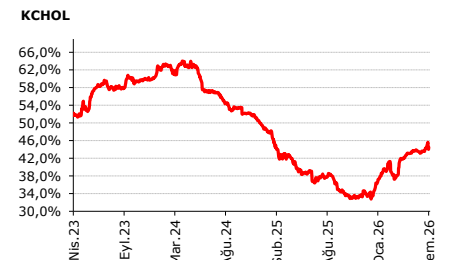
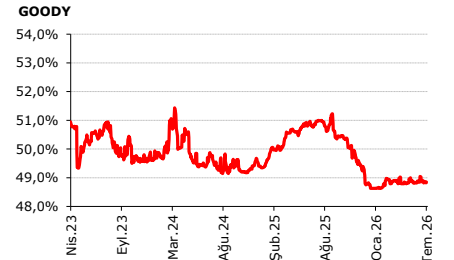
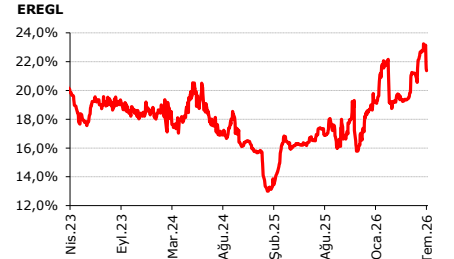
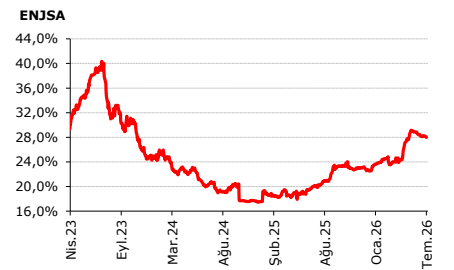
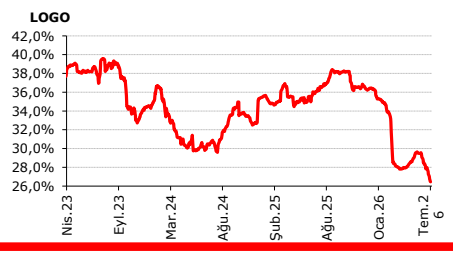
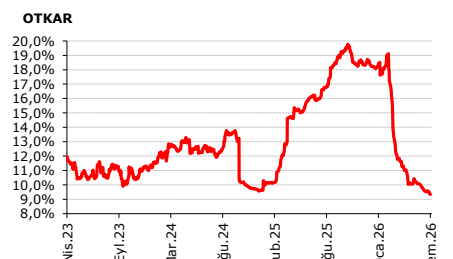
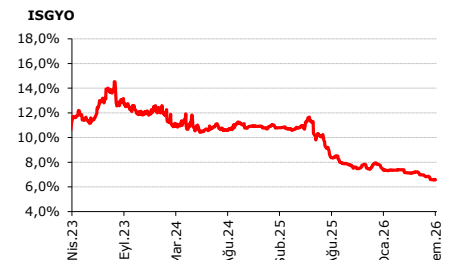
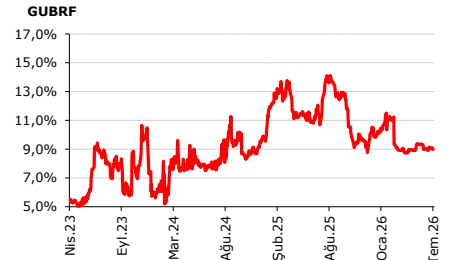
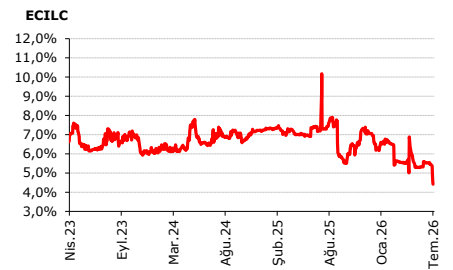
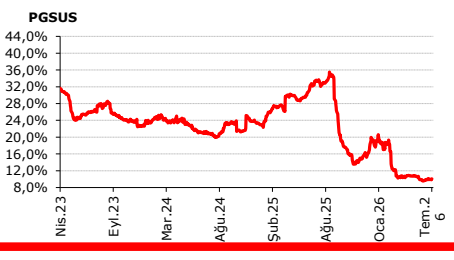
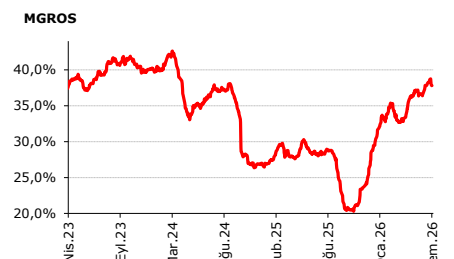
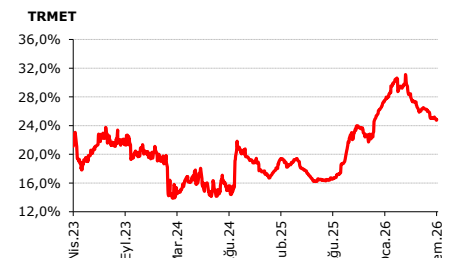
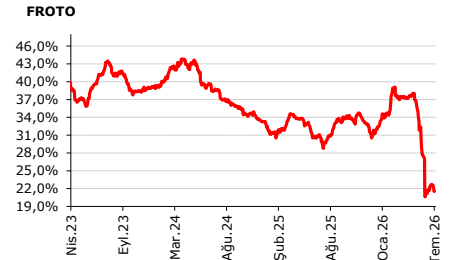
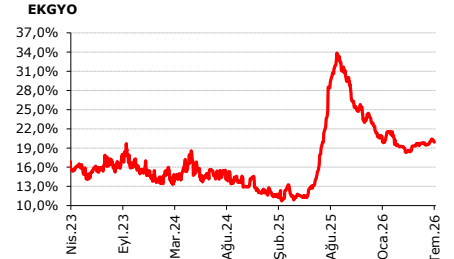
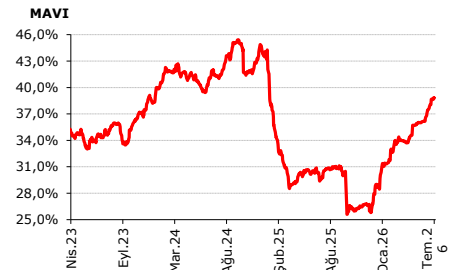
TSKB -

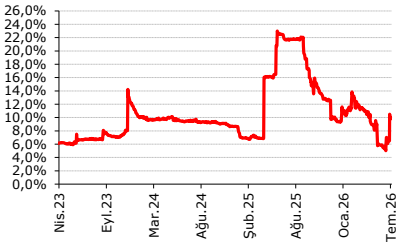
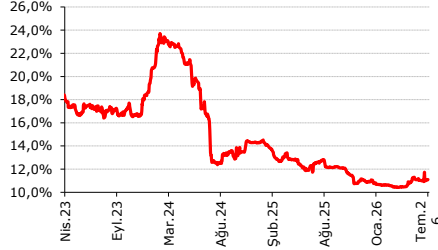
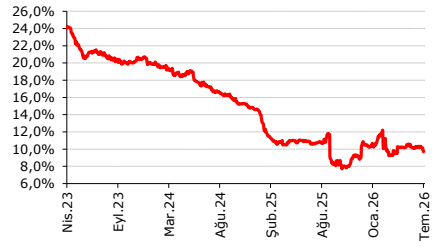
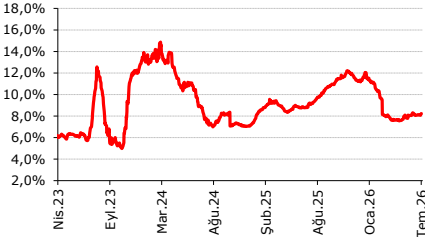
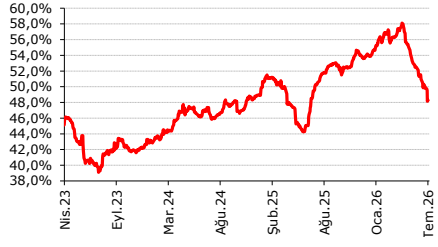
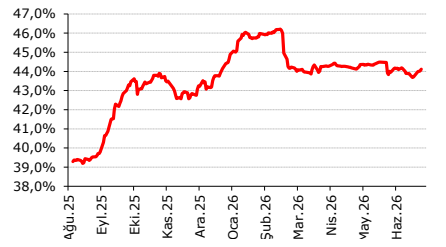
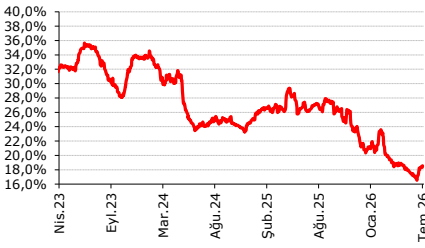
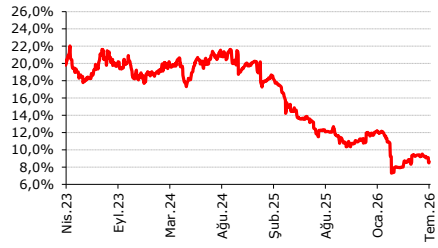
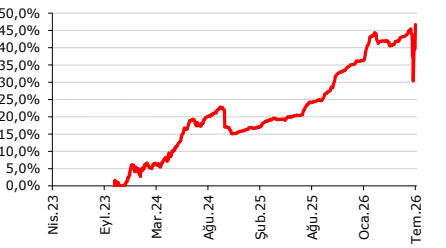
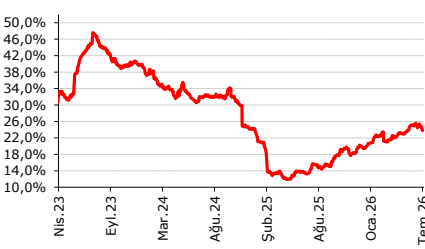
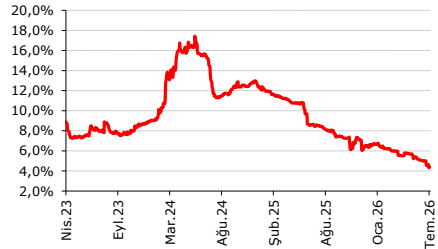
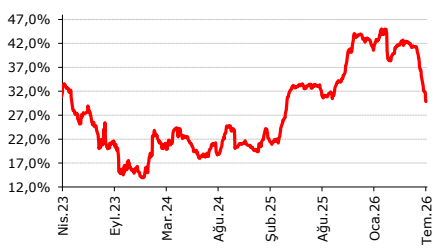
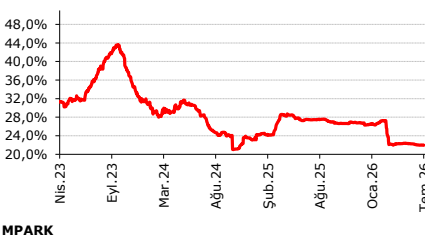
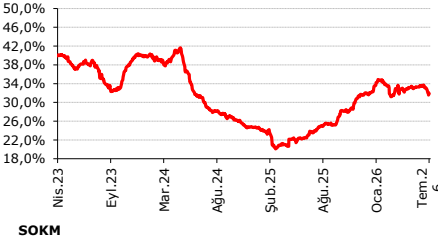
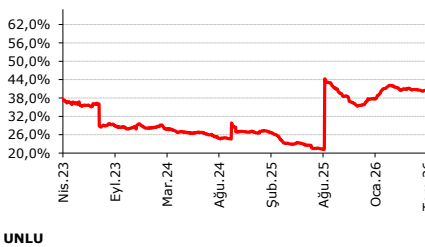
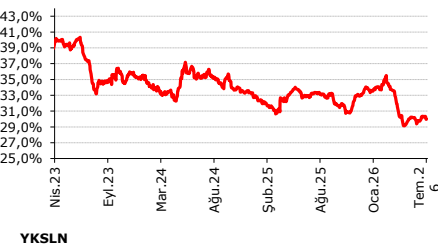
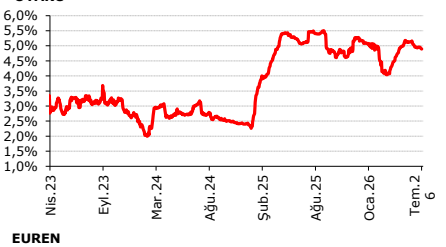
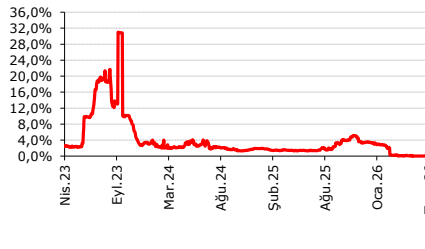
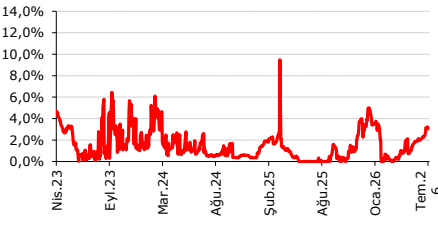
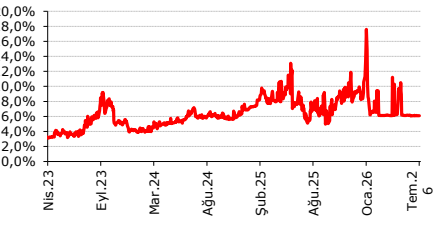


ALBRK -







**SASA****SELEC****SISE****INDES****TAVHL****TCELL****THYAO****TKFEN****TABGD****TOASO****VESBE****TTKOM****TTRAK****TUPRS****ULKER****MPARK****SOKM****OYAKC****UNLU****YKSLN****EUREN**

Son 1 haftaya göre yabancı takas değişim sıralaması (Citi-Deut)

Hisse	31.12.2025	2.04.2026	2.06.2026	23.06.2026	3.07.2026	YBB (bazp)	3ay (bazp)	1ay (bazp)	1 hafta(bazp)
TSKB	21,45%	18,77%	18,49%	19,17%	19,69%	-176,12	92,44	119,95	51,87
HALKB	0,48%	0,36%	0,43%	0,44%	0,41%	-7,50	4,13	-2,19	-3,09
VAKBN	1,89%	2,12%	1,73%	1,57%	1,47%	-41,77	-64,96	-25,54	-9,85
ALBRK	17,98%	19,37%	16,51%	14,89%	14,63%	-335,07	-474,07	-188,07	-26,91
GARAN	7,80%	6,33%	4,88%	4,76%	4,23%	-356,98	-209,60	-65,14	-52,85
AKBNK	49,02%	49,86%	46,53%	46,95%	45,63%	-339,17	-422,84	-90,07	-132,08
ISCTR	24,58%	24,81%	27,11%	28,51%	26,94%	236,36	212,93	-17,27	-157,27
YKBNK	29,94%	32,02%	31,36%	31,67%	28,77%	-117,21	-325,23	-258,81	-290,66
TABGD	36,05%	42,00%	43,48%	37,56%	46,72%	1067,02	472,14	323,51	916,03
EFOR	16,68%	31,67%	16,08%	21,53%	27,67%	1098,88	-399,98	1158,98	613,42
DAPGM	9,60%	7,20%	9,72%	12,84%	17,63%	802,65	1042,39	790,55	478,21
SASA	9,40%	10,95%	5,86%	6,09%	10,03%	63,43	-91,44	417,51	394,02
EUPWR	9,17%	8,85%	12,17%	18,70%	20,47%	1130,25	1162,04	829,97	176,60
PETKM	6,44%	9,77%	12,53%	9,79%	10,67%	423,40	90,61	-185,72	87,86
ASTOR	44,17%	54,53%	61,15%	62,19%	63,04%	1887,15	851,17	189,11	85,23
KRDMA	7,10%	8,31%	8,04%	8,47%	9,25%	215,31	94,73	121,78	78,25
ESCOM	1,74%	5,11%	1,02%	1,68%	2,41%	66,86	-269,90	139,62	73,67
GSDHO	11,89%	10,08%	10,29%	9,78%	10,49%	-140,59	40,97	20,00	70,47
YYLGD	6,96%	6,33%	5,59%	6,07%	6,76%	-20,36	42,24	116,97	68,51
CWENE	7,20%	6,94%	9,63%	13,71%	14,39%	718,77	744,87	475,76	67,95
DOCO	35,01%	31,87%	31,63%	35,58%	36,21%	120,45	434,48	457,99	63,55
AEFES	35,31%	39,34%	39,34%	40,65%	41,23%	591,89	188,65	189,11	58,26
YKSLN	4,79%	0,50%	2,14%	2,47%	3,05%	-174,22	254,73	90,58	57,21
EGEEN	9,67%	6,23%	6,18%	5,98%	6,54%	-312,96	30,61	36,20	56,02
KRDMD	15,02%	10,69%	11,73%	11,77%	12,33%	-268,83	163,67	59,45	55,83
ANHYT	11,77%	12,31%	9,81%	10,71%	11,25%	-51,47	-105,99	143,82	53,97
BRSAN	10,49%	6,03%	4,62%	4,18%	4,69%	-579,85	-133,90	7,47	51,08
AGHOL	22,80%	23,28%	23,52%	23,66%	24,11%	131,15	83,74	59,87	44,99
KLRHO	17,38%	16,84%	12,64%	12,57%	13,00%	-438,62	-384,30	35,23	42,98
THYAO	20,35%	18,50%	17,44%	18,18%	18,56%	-178,69	5,80	111,65	38,23
ISDMR	13,26%	15,36%	16,19%	21,46%	21,84%	857,99	648,37	564,71	37,99
ORGE	18,45%	18,42%	23,84%	26,41%	26,78%	832,96	836,50	294,23	37,29
KARTN	1,74%	0,91%	0,10%	0,46%	0,83%	-91,62	-8,50	72,42	36,54
ISMEN	31,06%	25,96%	25,99%	25,44%	25,80%	-525,39	-15,39	-19,17	36,48
ESCAR	30,04%	26,63%	28,49%	26,95%	27,29%	-274,95	65,84	-120,12	33,53
TCELL	43,91%	44,26%	43,92%	43,81%	44,12%	20,25	-14,27	19,75	31,13
MTRKS	1,73%	1,10%	1,91%	0,66%	0,97%	-76,71	-13,26	-94,23	31,02
BAGFS	6,45%	3,62%	3,35%	3,24%	3,52%	-292,91	-9,56	17,75	28,16
POLHO	10,21%	9,88%	7,63%	7,75%	8,03%	-218,35	-185,05	39,48	27,73
TRENJ	9,48%	12,49%	12,88%	13,08%	13,35%	386,19	85,68	46,45	26,16
AKSGY	6,38%	5,24%	5,41%	5,58%	5,83%	-54,93	58,45	41,98	24,91
BIENY	2,96%	2,40%	0,31%	0,15%	0,39%	-256,82	-200,99	8,41	23,74
AGROT	3,73%	4,98%	3,56%	3,06%	3,30%	-42,83	-168,56	-26,64	23,53
GOLTS	6,07%	6,04%	5,98%	5,88%	6,09%	2,11	5,28	10,80	20,84
GLYHO	14,66%	12,90%	12,26%	12,34%	12,54%	-212,07	-36,00	27,67	20,38
ALARK	8,42%	8,49%	11,36%	10,27%	10,46%	204,17	196,69	-89,80	19,18
KCHOL	33,94%	41,96%	43,35%	44,29%	44,48%	1054,02	252,06	112,79	19,16
TRGYO	20,18%	14,62%	12,25%	13,41%	13,59%	-659,76	-103,13	133,53	18,03
PENTA	7,41%	6,01%	6,58%	6,70%	6,88%	-53,22	86,78	29,82	17,96
MPARK	37,69%	41,13%	40,59%	40,44%	40,61%	292,00	-51,36	2,41	17,77
QUAGR	8,65%	6,23%	5,62%	5,51%	5,69%	-295,81	-54,42	7,18	17,41
PGSUS	18,59%	10,36%	9,69%	9,90%	10,07%	-852,57	-29,21	37,47	17,24
MAVI	28,68%	33,78%	36,15%	38,65%	38,80%	1012,09	502,46	265,71	15,49
IMASM	4,63%	4,46%	5,06%	4,45%	4,59%	-3,48	13,53	-47,14	13,80
KMPUR	4,58%	4,93%	5,43%	5,36%	5,50%	92,03	56,67	6,33	13,41
SMART	0,30%	0,32%	0,31%	0,30%	0,42%	11,99	9,79	10,78	12,48
LYDHO	15,83%	5,38%	6,19%	6,37%	6,49%	-933,61	111,19	30,05	12,24
NETAS	1,63%	0,01%	0,50%	1,60%	1,72%	9,44	171,46	122,48	11,87
SELEC	11,06%	10,45%	11,19%	11,00%	11,11%	4,53	65,53	-7,54	10,97
PINSU	0,34%	0,28%	0,18%	0,19%	0,29%	-4,57	0,79	11,23	10,40

ALFAS	8,25%	6,92%	6,76%	6,72%	6,82%	-143,12	-10,55	6,04	9,70
RYGYO	37,43%	41,19%	41,98%	42,13%	42,22%	479,23	103,12	23,84	9,51
NUHCM	19,31%	19,30%	20,11%	19,99%	20,08%	77,41	78,35	-2,76	9,22
INDES	11,81%	7,64%	8,10%	8,14%	8,23%	-357,54	58,83	12,84	9,03
CRFSA	9,38%	9,47%	3,21%	0,47%	0,56%	-881,72	-890,83	-264,82	8,98
PNSUT	1,48%	0,23%	0,27%	0,43%	0,51%	-96,69	27,61	23,75	8,38
KRVGD	11,10%	8,90%	10,97%	11,09%	11,17%	6,14	227,06	19,46	7,70
ELITE	0,09%	0,01%	0,07%	0,19%	0,27%	17,68	26,08	19,83	7,49
ALKIM	5,86%	5,65%	5,53%	5,62%	5,69%	-16,44	3,83	16,35	6,95
PEKGY	7,76%	8,00%	7,86%	8,19%	8,25%	49,42	25,54	39,64	6,61
DEVA	0,69%	0,28%	0,40%	0,43%	0,50%	-19,28	21,55	9,97	6,56
VESTL	2,26%	2,35%	1,98%	1,54%	1,60%	-65,62	-74,83	-38,07	5,81
ODINE	3,05%	4,59%	3,90%	4,01%	4,06%	100,56	-53,27	15,71	5,48
GENTS	0,33%	0,37%	0,47%	0,41%	0,47%	13,88	9,25	-0,17	5,25
ALGYO	3,96%	2,22%	2,15%	2,20%	2,26%	-170,91	3,81	10,23	5,24
HTTBT	22,19%	18,43%	18,16%	18,27%	18,32%	-387,61	-11,35	15,32	4,50
ADGYO	1,11%	0,16%	0,18%	0,24%	0,28%	-82,67	12,54	9,79	4,48
RGYAS	51,38%	48,59%	21,11%	22,54%	22,58%	-2880,14	-2600,63	147,56	4,07
KCAER	14,72%	12,51%	10,36%	10,20%	10,24%	-447,62	-226,96	-11,75	3,94
AKFYE	26,25%	26,59%	24,71%	24,68%	24,72%	-153,09	-187,30	1,24	3,55
AFYON	1,74%	1,53%	1,54%	1,58%	1,62%	-12,25	9,02	7,45	3,13
ANSGR	8,71%	9,67%	10,19%	10,49%	10,52%	180,55	85,44	33,22	3,01
YEOTK	6,42%	5,76%	7,50%	7,93%	7,96%	154,40	219,98	46,33	2,79
AHGAZ	11,74%	10,34%	10,91%	11,22%	11,24%	-50,00	90,48	33,13	2,64
SKTAS	0,21%	0,37%	0,03%	0,00%	0,02%	-18,45	-34,09	-0,84	2,49
LINK	5,79%	6,06%	5,68%	6,94%	6,96%	116,89	90,50	127,88	2,25
RAYSG	84,98%	84,80%	84,81%	84,78%	84,80%	-18,06	0,02	-1,42	1,89
MNDTR	82,36%	82,45%	82,37%	82,38%	82,40%	3,47	-4,95	3,00	1,77
PETUN	3,93%	0,28%	0,23%	0,11%	0,13%	-380,46	-15,24	-9,82	1,52
KAYSE	9,55%	9,67%	9,88%	9,85%	9,86%	31,34	18,75	-1,97	1,39
DYOBY	0,30%	0,21%	0,12%	0,08%	0,10%	-20,16	-10,88	-2,36	1,22
MAALT	0,34%	0,22%	0,10%	0,08%	0,10%	-24,33	-12,82	-0,47	1,13
REEDR	6,97%	8,06%	8,08%	8,23%	8,24%	126,68	17,85	16,24	0,83
GOODY	48,63%	48,80%	48,84%	48,84%	48,85%	22,00	5,41	1,74	0,76
ARENA	0,22%	0,07%	0,18%	0,06%	0,07%	-14,78	0,22	-11,10	0,71
TKNSA	1,84%	1,07%	0,72%	0,72%	0,73%	-111,74	-34,10	1,00	0,66
VAKKO	6,79%	6,68%	8,02%	8,70%	8,70%	191,39	201,72	68,20	0,31
VERUS	37,55%	37,35%	37,51%	37,38%	37,38%	-16,87	2,96	-13,60	0,23
BUCIM	3,48%	3,35%	3,27%	3,38%	3,38%	-9,55	3,56	11,04	0,17
OZKGY	7,21%	6,59%	6,42%	6,39%	6,39%	-81,47	-19,30	-2,23	0,16
KLNMA	0,06%	0,06%	0,06%	0,06%	0,06%	0,00	0,00	0,00	0,00
ISGYO	7,82%	7,14%	6,83%	6,59%	6,59%	-123,43	-55,16	-24,74	-0,02
AKCNS	9,52%	8,61%	8,51%	8,51%	8,51%	-101,22	-9,83	-0,33	-0,04
KONYA	3,17%	2,88%	2,60%	2,70%	2,70%	-47,39	-18,08	10,41	-0,16
VAKFN	1,77%	1,77%	1,76%	1,71%	1,71%	-5,96	-6,00	-4,97	-0,18
ASUZU	7,50%	6,61%	6,45%	4,96%	4,96%	-254,53	-165,74	-149,44	-0,22
KLSEK	5,30%	4,95%	4,37%	4,34%	4,34%	-96,40	-60,88	-2,99	-0,40
TUKAS	3,87%	3,99%	3,77%	3,65%	3,65%	-22,48	-33,92	-11,97	-0,49
ECZYT	4,89%	2,89%	2,59%	2,52%	2,51%	-238,22	-37,58	-7,99	-0,64
BRISA	7,14%	6,34%	6,32%	6,43%	6,42%	-71,83	7,71	10,10	-0,64
BERA	10,66%	9,88%	8,73%	8,43%	8,42%	-223,92	-146,09	-30,47	-0,81
NTHOL	5,16%	4,11%	3,33%	3,40%	3,39%	-177,18	-71,79	5,91	-1,21
EUREN	8,57%	6,10%	6,17%	6,12%	6,11%	-246,66	0,37	-6,32	-1,77
BRYAT	4,33%	4,20%	4,29%	4,17%	4,15%	-18,02	-4,80	-14,39	-1,95
PKART	30,46%	30,41%	30,54%	30,42%	30,40%	-6,18	-1,43	-14,68	-2,16
GOZDE	4,64%	0,87%	0,76%	0,62%	0,60%	-404,49	-26,74	-16,41	-2,45
BFREN	25,09%	25,27%	24,52%	23,51%	23,49%	-160,24	-177,93	-103,09	-2,70
BTCIM	7,65%	7,46%	7,27%	7,43%	7,41%	-24,72	-5,49	13,89	-2,70
POLTK	29,65%	26,27%	26,08%	25,95%	25,93%	-372,25	-34,31	-15,44	-2,77
NATEN	0,90%	0,99%	0,71%	0,71%	0,68%	-21,80	-30,83	-2,48	-2,78
KONTR	5,99%	6,15%	3,30%	3,17%	3,14%	-285,13	-300,72	-15,88	-2,86
INVES	7,57%	6,92%	6,84%	6,72%	6,69%	-87,57	-22,76	-14,53	-2,97
IZMDC	5,75%	5,16%	5,10%	5,34%	5,31%	-44,51	14,42	20,56	-3,06

LKMNH	2,44%	1,37%	1,37%	1,41%	1,38%	-105,95	0,98	1,26	-3,08
GUBRF	9,86%	8,74%	8,98%	9,03%	9,00%	-86,56	25,80	2,05	-3,36
AYDEM	18,78%	18,95%	19,00%	18,86%	18,83%	4,42	-12,40	-17,62	-3,94
TRAK	26,38%	22,24%	22,23%	22,02%	21,98%	-439,59	-25,93	-25,23	-3,94
TMSN	4,96%	4,45%	4,13%	4,26%	4,22%	-74,92	-23,69	8,30	-4,06
CMBTN	0,11%	0,17%	0,08%	0,08%	0,03%	-7,42	-13,46	-4,92	-4,27
BASGZ	7,37%	7,17%	7,04%	6,91%	6,86%	-51,47	-31,06	-17,81	-4,74
UNLU	3,25%	0,07%	0,01%	0,07%	0,01%	-323,86	-6,17	0,00	-5,88
AKSEN	3,62%	4,17%	4,33%	4,16%	4,10%	47,32	-6,83	-23,36	-6,03
OYAKC	5,08%	4,42%	5,16%	4,96%	4,89%	-18,72	47,06	-27,05	-6,84
SARKY	4,70%	6,22%	6,02%	5,93%	5,86%	115,45	-36,28	-16,11	-7,19
BIZIM	2,90%	0,12%	0,03%	0,12%	0,05%	-284,90	-6,89	1,92	-7,31
OYYAT	8,28%	8,28%	8,32%	7,92%	7,84%	-43,44	-43,39	-47,91	-7,40
ARDYZ	2,58%	1,05%	1,26%	1,24%	1,17%	-141,96	11,22	-9,76	-7,66
CEMTS	2,39%	1,33%	1,05%	0,86%	0,78%	-161,12	-54,91	-27,19	-8,11
CLEBI	4,22%	4,08%	4,02%	4,02%	3,94%	-28,11	-14,52	-8,47	-8,25
AGESA	54,02%	56,37%	47,26%	46,91%	46,82%	-719,37	-954,64	-43,89	-8,57
IHAAS	45,92%	39,18%	39,10%	39,11%	39,03%	-689,53	-14,83	-7,56	-8,58
TURSG	6,12%	5,98%	9,83%	9,42%	9,33%	321,78	335,86	-49,12	-8,64
YATAS	14,59%	13,29%	12,87%	12,13%	12,04%	-255,59	-125,82	-83,28	-9,35
TRCAS	3,55%	2,32%	1,98%	1,88%	1,78%	-177,19	-53,83	-19,56	-9,73
SKBNK	4,44%	4,94%	4,23%	3,97%	3,87%	-56,63	-106,65	-35,24	-9,74
AKGRT	24,13%	23,92%	24,53%	24,57%	24,45%	32,60	53,85	-7,43	-11,02
ISFIN	11,90%	10,79%	9,99%	9,74%	9,61%	-229,35	-118,29	-37,55	-13,30
AKSA	17,08%	17,21%	15,87%	16,10%	15,96%	-111,68	-124,94	9,25	-13,97
RYSAS	56,67%	57,70%	58,30%	58,71%	58,56%	188,57	85,31	25,46	-15,40
AKFGY	4,02%	3,62%	3,58%	3,69%	3,53%	-48,79	-9,27	-4,82	-16,39
ESEN	5,22%	5,52%	4,19%	4,57%	4,39%	-82,64	-112,77	20,53	-17,97
GWIND	5,91%	5,94%	6,68%	6,61%	6,43%	51,60	49,16	-25,06	-18,44
ODAS	8,61%	7,59%	7,53%	7,22%	7,03%	-158,47	-56,02	-49,82	-18,56
TRMET	26,31%	28,44%	26,01%	25,03%	24,82%	-149,07	-361,42	-118,43	-20,42
ZRGYO	6,87%	6,55%	5,77%	5,13%	4,90%	-197,56	-164,88	-87,30	-22,76
VESBE	6,66%	5,51%	5,10%	4,65%	4,42%	-224,38	-109,17	-68,06	-22,78
DOHOL	21,32%	21,11%	23,44%	23,13%	22,90%	158,27	178,64	-54,06	-23,33
KAREL	5,25%	5,40%	9,79%	8,80%	8,56%	330,97	316,16	-123,19	-23,64
OTKAR	18,24%	11,26%	9,96%	9,59%	9,34%	-889,40	-192,13	-61,22	-24,47
SNGYO	4,46%	4,16%	4,13%	4,27%	4,01%	-45,80	-15,49	-11,94	-26,45
ENJSA	22,56%	23,90%	28,60%	28,25%	27,98%	542,05	408,12	-61,89	-26,46
GENIL	18,30%	8,54%	9,95%	10,41%	10,14%	-815,56	160,18	19,29	-26,55
CIMSA	7,63%	9,04%	10,08%	9,82%	9,53%	189,94	48,66	-55,14	-28,69
TATGD	7,65%	6,59%	6,72%	5,94%	5,65%	-200,61	-94,63	-107,26	-28,99
SOKM	33,74%	31,51%	29,39%	30,25%	29,95%	-378,80	-155,67	56,48	-29,58
MIATK	2,97%	5,11%	4,39%	4,56%	4,24%	126,41	-87,56	-15,64	-32,19
ARCLK	12,08%	16,39%	15,58%	14,86%	14,53%	245,06	-186,05	-104,95	-32,88
EKGYO	20,81%	18,31%	19,56%	20,25%	19,92%	-89,05	161,83	36,70	-33,02
KZBGY	4,76%	4,77%	3,96%	4,05%	3,65%	-110,98	-112,02	-30,76	-39,95
ALCTL	1,92%	0,64%	1,38%	1,13%	0,71%	-120,25	7,08	-66,44	-41,16
KARSN	2,88%	2,67%	3,61%	3,10%	2,69%	-18,78	2,31	-91,94	-41,32
TKFEN	11,74%	7,94%	9,29%	9,07%	8,63%	-310,10	69,21	-65,18	-43,67
BIMAS	46,32%	44,35%	44,39%	44,33%	43,88%	-244,70	-46,97	-51,78	-45,87
PASEU	19,58%	15,18%	7,64%	6,55%	6,07%	-1350,68	-910,82	-156,46	-47,82
SMRTG	7,45%	8,48%	9,63%	8,92%	8,44%	98,86	-4,18	-119,52	-48,46
MGROS	29,89%	33,13%	36,39%	38,32%	37,80%	790,34	466,67	140,30	-52,65
SISE	10,30%	9,45%	10,11%	10,27%	9,72%	-58,22	26,25	-39,05	-55,05
KORDS	4,63%	4,96%	5,28%	5,50%	4,92%	29,14	-3,78	-36,32	-57,89
HLGYO	3,86%	2,97%	3,26%	3,58%	2,95%	-90,85	-1,25	-30,68	-62,55
TERA	11,09%	11,10%	8,64%	6,84%	6,12%	-497,45	-497,89	-252,47	-72,58
AYGAZ	10,08%	12,40%	15,52%	14,46%	13,72%	363,36	131,66	-180,93	-74,88
GESAN	8,05%	7,03%	8,51%	9,48%	8,70%	65,14	167,77	19,44	-77,23
MAGEN	11,39%	12,41%	13,11%	15,34%	14,55%	315,89	214,03	143,95	-79,36
ZOREN	8,78%	8,75%	11,33%	10,48%	9,69%	91,10	93,50	-163,94	-79,85
CANTE	4,31%	4,84%	5,00%	5,04%	4,20%	-10,50	-63,89	-80,15	-83,87
TRALT	20,93%	25,82%	17,00%	17,01%	16,15%	-478,02	-966,86	-84,78	-85,47

SAHOL	30,59%	27,89%	27,45%	27,04%	26,07%	-451,86	-182,00	-138,14	-97,19
EBEBK	9,66%	8,78%	9,52%	9,04%	8,07%	-159,38	-70,75	-145,34	-97,24
ULKER	14,22%	13,81%	14,14%	14,16%	13,16%	-105,83	-64,62	-97,75	-100,02
ECILC	6,18%	5,50%	5,60%	5,46%	4,41%	-176,93	-108,57	-118,39	-104,30
CCOLA	73,42%	74,71%	75,66%	75,69%	74,64%	122,17	-7,17	-101,95	-105,17
FROTO	32,20%	37,29%	21,51%	22,67%	21,54%	-1065,60	-1575,42	2,92	-112,97
DESA	13,61%	12,71%	12,98%	12,96%	11,78%	-182,76	-92,74	-119,87	-118,39
TUPRS	32,13%	32,83%	33,33%	33,08%	31,88%	-25,39	-94,81	-144,66	-119,86
LOGO	36,32%	27,84%	29,56%	27,75%	26,46%	-985,96	-137,91	-310,36	-128,81
NTGAZ	2,70%	6,25%	6,72%	6,52%	5,17%	247,34	-108,51	-154,56	-135,15
DOAS	17,06%	18,45%	17,86%	21,43%	19,98%	292,52	153,40	212,54	-145,09
HEKTS	8,93%	8,66%	8,43%	8,17%	6,71%	-221,57	-194,91	-172,01	-145,10
TOASO	19,69%	22,06%	25,20%	25,38%	23,82%	412,75	175,56	-138,20	-156,23
GRTHO	18,66%	15,79%	7,96%	8,40%	6,80%	-1186,71	-899,04	-116,38	-160,10
BSOKE	7,79%	7,64%	10,42%	10,62%	8,96%	116,90	131,55	-146,18	-166,44
TAVHL	54,02%	57,14%	51,55%	49,93%	48,26%	-576,03	-888,19	-328,79	-167,15
BIOEN	7,38%	7,49%	7,22%	6,41%	4,66%	-271,42	-283,28	-255,68	-175,38
ENKAI	25,23%	24,75%	25,93%	24,56%	22,73%	-250,31	-201,82	-320,34	-183,03
EREGL	18,99%	19,68%	20,56%	23,24%	21,38%	238,23	169,28	81,54	-186,42
ASELS	50,54%	52,07%	54,63%	53,03%	50,79%	25,12	-127,80	-383,90	-223,95
TTKOM	42,80%	41,44%	41,33%	33,45%	29,85%	-1294,90	-1158,50	-1147,64	-360,23

\*Veriler Citibank+Deutsche takasını içermektedir.

# AKYatırım

Bu rapor, Ak Yatırım Menkul Değerler A.Ş. tarafından, güvenilir olduğuna inanılan kaynaklardan elde edilen bilgi ve veriler kullanılarak hazırlanmıştır. Raporunda yer alan ifadeler, hiçbir şekilde veya suretle alış veya satış teklifi olarak değerlendirilmemelidir. Ak Yatırım, bu bilgilerin doğru, eksiksiz ve değişmez olduğunu garanti etmemektedir. Bu sebeple, okuyucuların, bu raporlardan elde edilen bilgilere dayanarak hareket etmeden önce, bilgilerin doğruluğunu teyit ettirmeleri önerilir ve bu bilgilere dayanarak aldıkları kararlarda sorumluluk kendilerine aittir. Bilgilerin eksikliği ve yanlışlığından Ak Yatırım hiçbir şekilde sorumlu tutulamaz. Ayrıca, Ak Yatırım'ın ve Akbank'ın tüm çalışanları ve danışmanlarının, herhangi bir şekilde bilgiler dolayısıyla ortaya çıkabilecek, doğrudan veya dolaylı zararlarla ilgili herhangi bir sorumluluğu yoktur. Burada yer alan bilgiler, bir yatırım tavsiyesi, yatırım aracının alım-satım önerisi ya da getiri vaadi değildir ve Yatırım Danışmanlığı kapsamında yer almamaktadır. Yatırım Danışmanlığı hizmeti; aracı kurumlar, portföy yönetim şirketleri, mevduat kabul etmeyen bankalar ile müşteri arasında imzalanacak Yatırım Danışmanlığı sözleşmesi çerçevesinde sunulmaktadır. Bunlara ilaveten, Ak Yatırım, raporların Internet üzerinden e-mail yoluyla alınması durumunda virüs, hatalı gönderim veya diğer herhangi bir teknik sebepten dolayı alıcının donanımına veya yazılımına gelebilecek herhangi bir zarardan dolayı sorumlu tutulamaz.

© Ak Yatırım Menkul Değerler A.Ş.