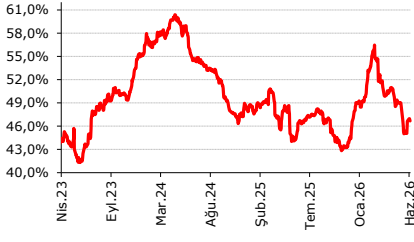
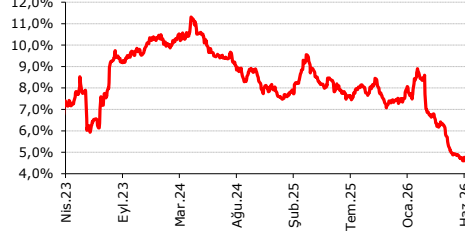


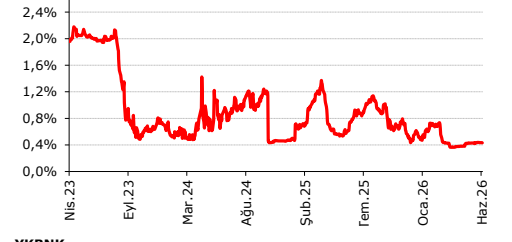
AKBNK -



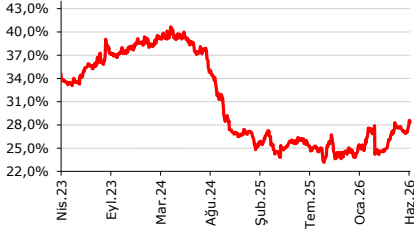
GARAN -



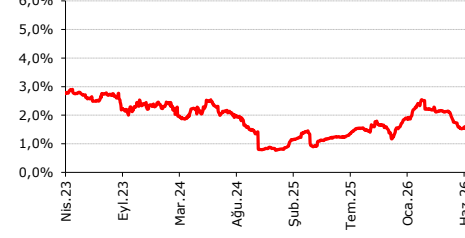
HALKB -



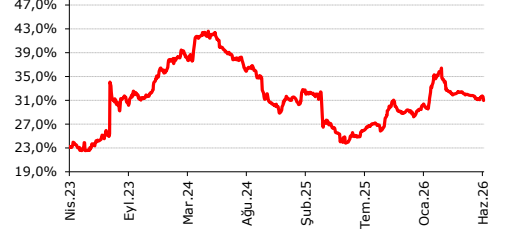
ISCTR -



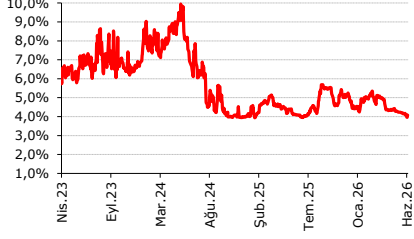
VAKBN -



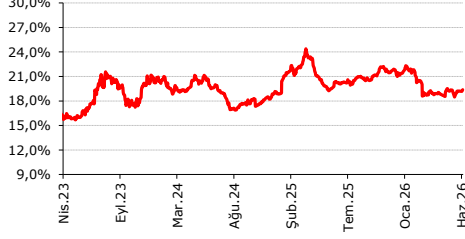
YKBNK -



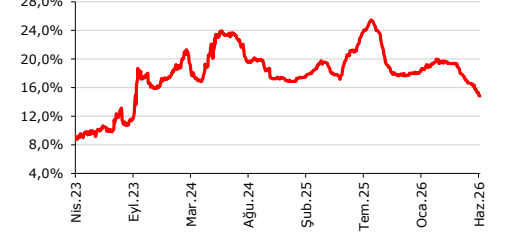
SKBNK -



TSKB -



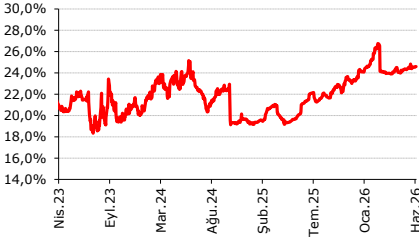
ALBRK -



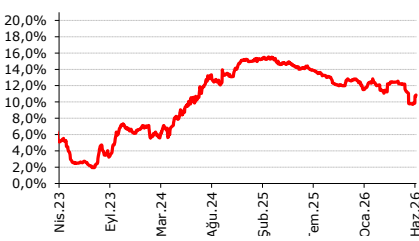
## AKCNS



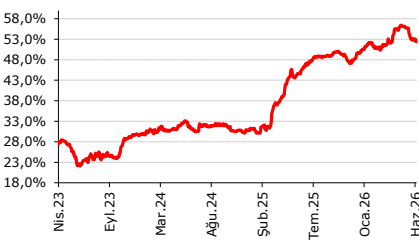
## AKGRT



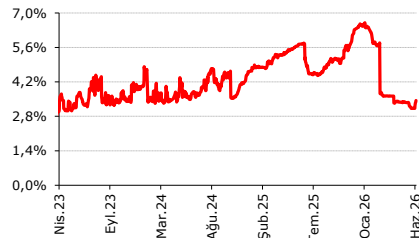
## ANHYT



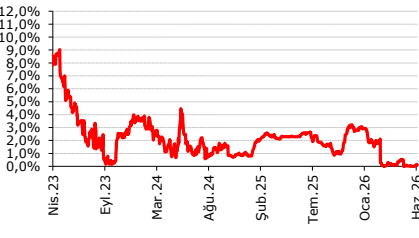
## ASELS



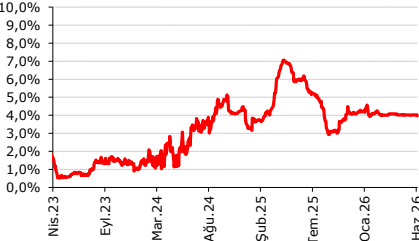
## BAGFS



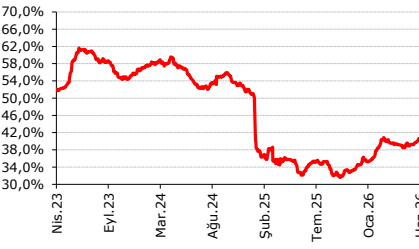
## BIZIM



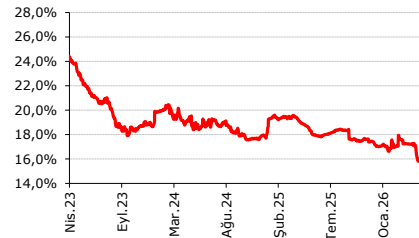
## CLEBI



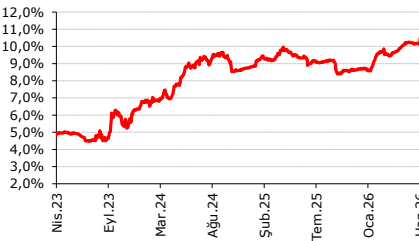
## AEFES



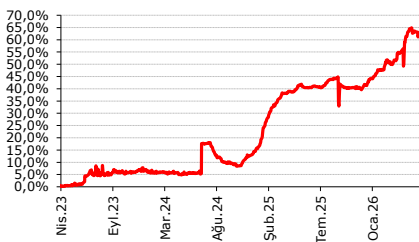
## AKSA



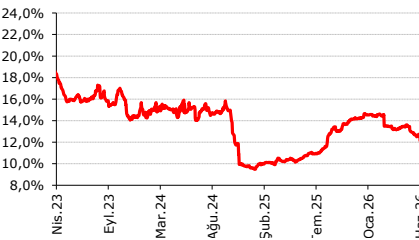
## ANSGR



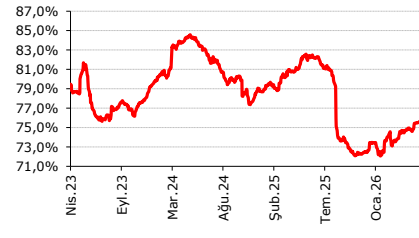
## ASTOR



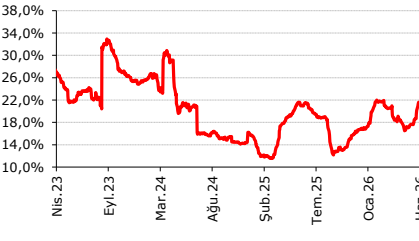
## YATAS



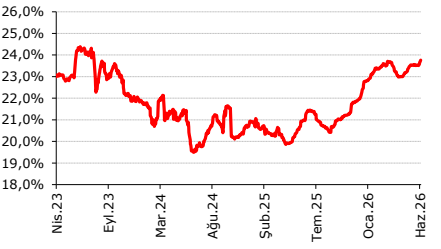
## CCOLA



## DOAS



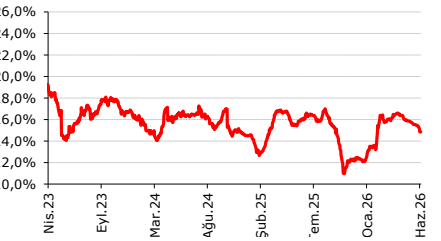
## AGHOL



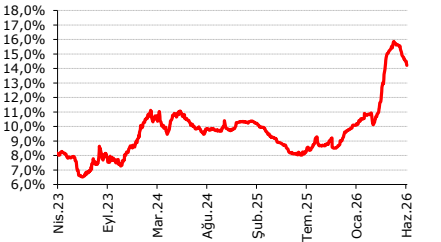
## ALARK



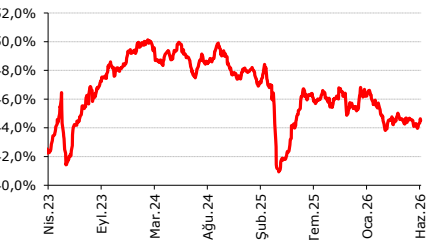
## ARCLK



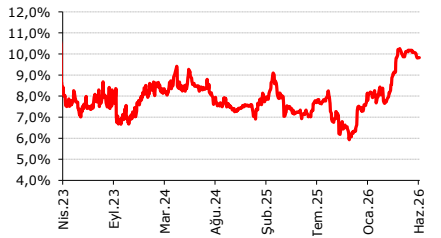
## AYGAZ



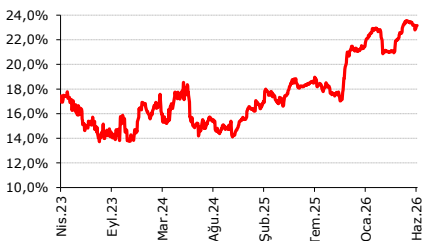
## BIMAS

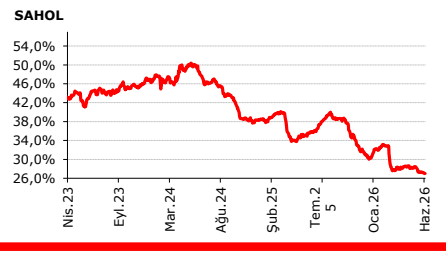
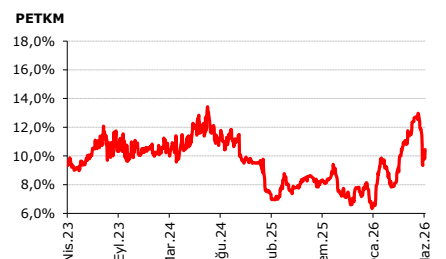
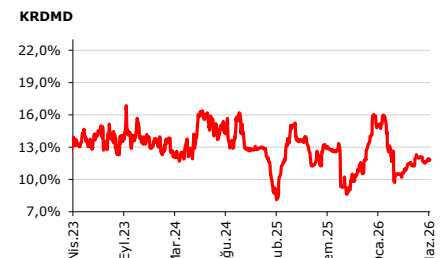
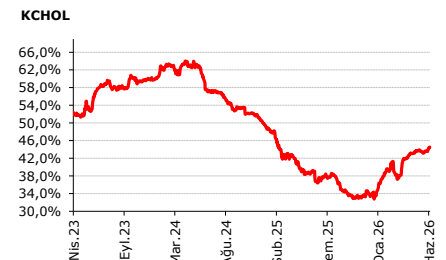
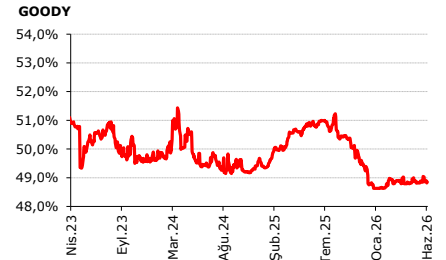
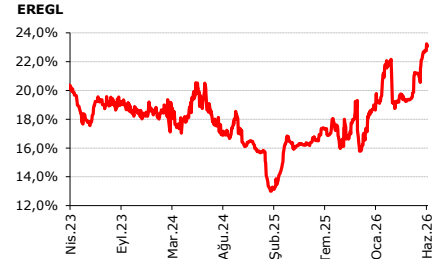
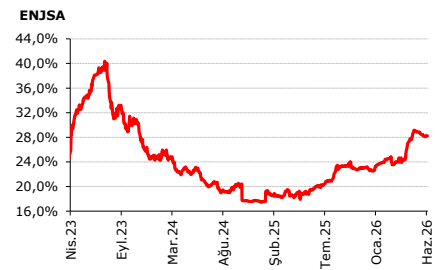
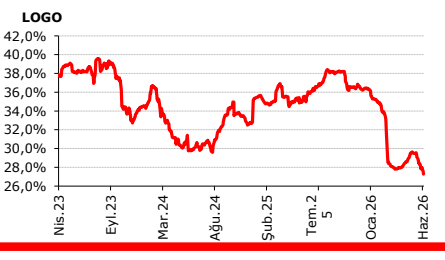
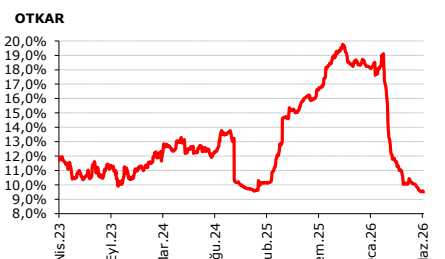
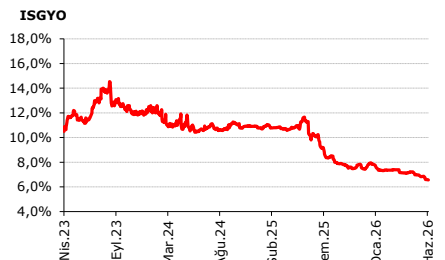
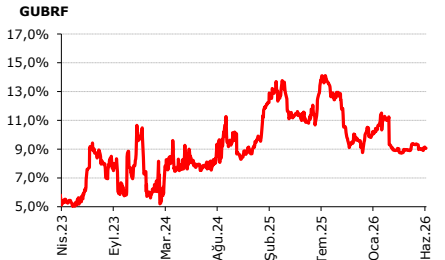
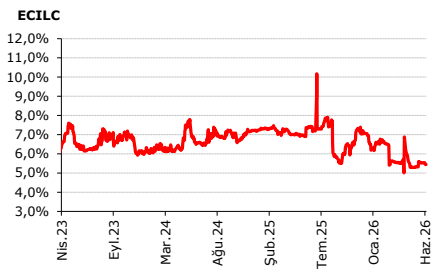
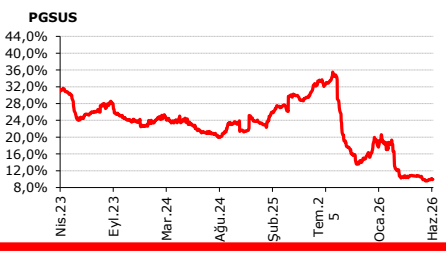
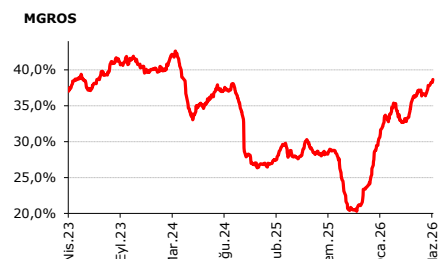
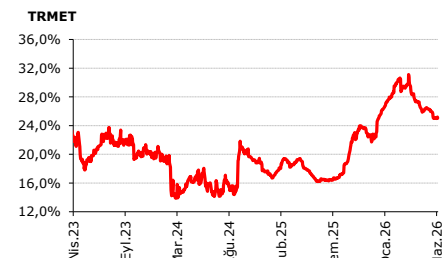
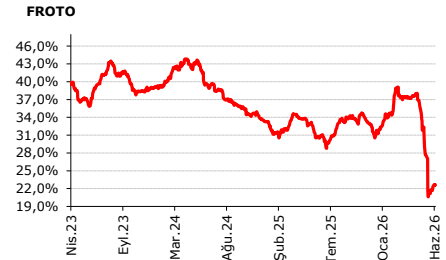
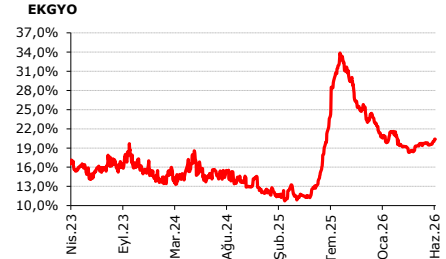
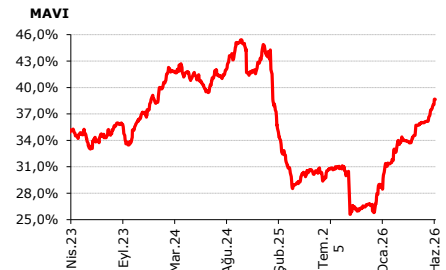


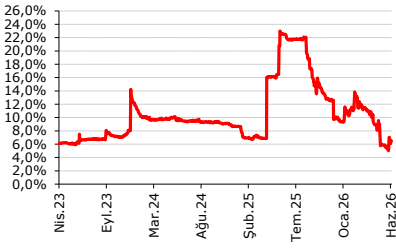
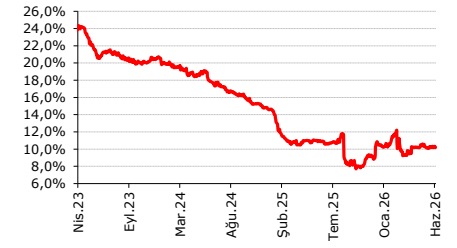
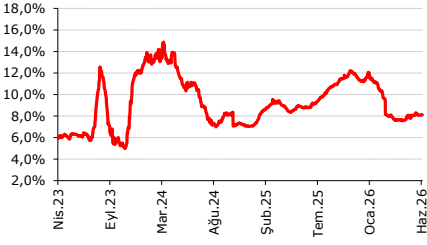
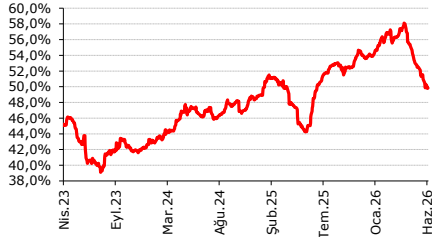
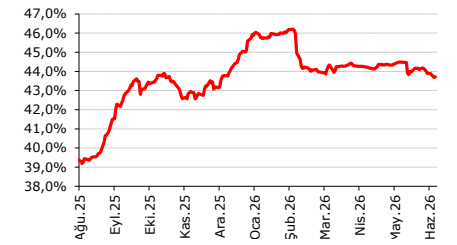
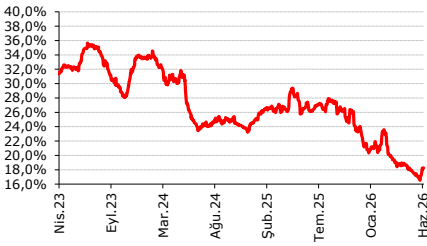
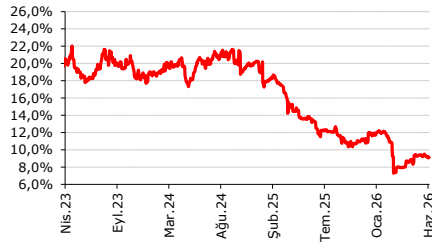
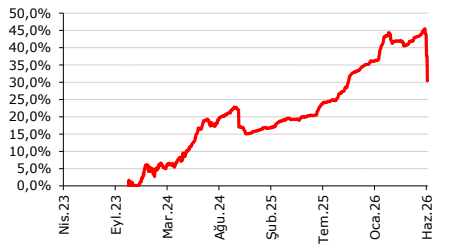
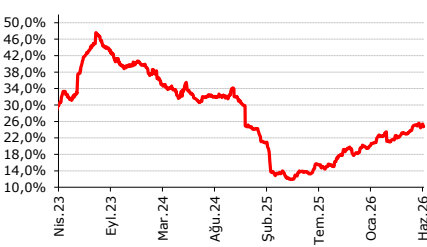
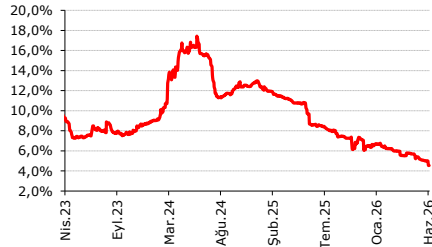
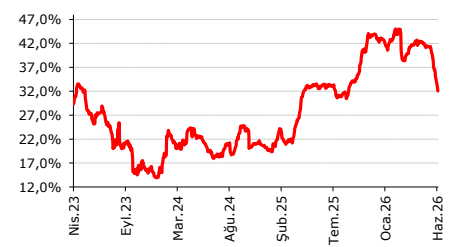
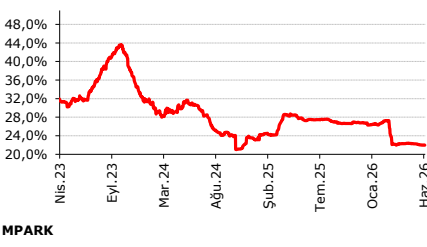
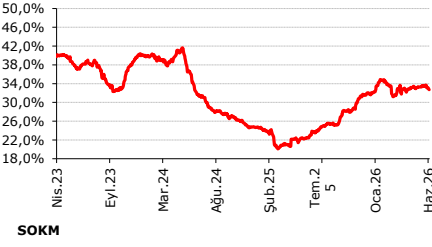
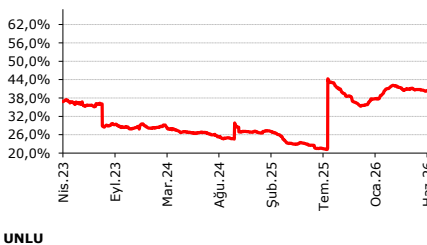
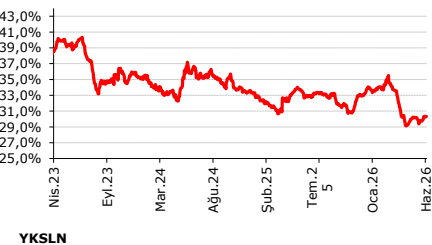
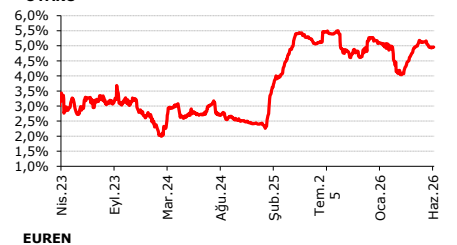
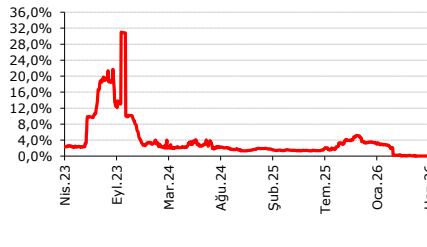
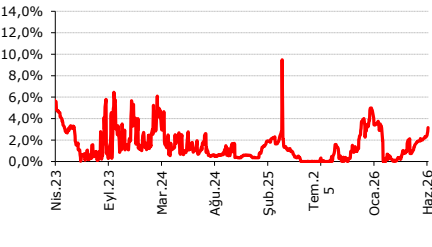
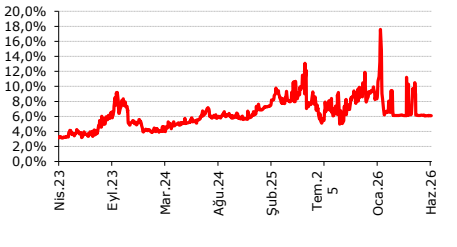
## CIMSA



## DOHOL





**SASA****SELEC****SISE****INDES****TAVHL****TCELL****THYAO****TKFEN****TABGD****TOASO****VESBE****TTKOM****TTRAK****TUPRS****ULKER****MPARK****SOKM****OYAKC****UNLU****YKSLN****EUREN**

Son 1 haftaya göre yabancı takas değişim sıralaması (Citi-Deut)

Hisse	31.12.2025	26.03.2026	26.05.2026	16.06.2026	26.06.2026	YBB (bazp)	3ay (bazp)	1ay (bazp)	1 hafta(bazp)
ISCTR	24,58%	24,57%	27,62%	27,20%	28,33%	374,80	375,84	70,36	112,91
AKBNK	49,02%	51,02%	49,01%	46,09%	46,68%	-233,50	-433,30	-233,09	59,68
TSKB	21,45%	19,08%	19,33%	19,22%	19,37%	-208,21	28,73	3,68	14,62
VAKBN	1,89%	2,28%	1,75%	1,53%	1,53%	-35,90	-75,28	-22,06	0,41
HALKB	0,48%	0,36%	0,43%	0,44%	0,43%	-4,81	6,79	0,29	-0,44
GARAN	7,80%	6,78%	4,93%	4,74%	4,71%	-308,87	-206,44	-21,53	-2,55
YKBNK	29,94%	32,12%	31,80%	31,30%	30,95%	101,22	-116,61	-84,71	-34,63
ALBRK	17,98%	19,40%	16,65%	15,62%	14,83%	-314,96	-456,96	-182,21	-79,76
EFOR	16,68%	31,56%	17,10%	16,95%	22,26%	558,52	-930,01	516,15	531,39
CWENE	7,20%	5,46%	9,57%	9,97%	13,63%	642,51	816,72	405,67	365,48
EUPWR	9,17%	8,07%	12,97%	17,10%	19,07%	989,92	1099,55	609,89	197,01
SASA	9,40%	11,34%	5,90%	5,03%	6,48%	-291,74	-485,46	58,20	145,20
THYAO	20,35%	18,99%	17,49%	16,94%	18,26%	-208,87	-72,76	76,44	131,67
LINK	5,79%	5,86%	5,62%	5,74%	6,94%	114,64	107,87	131,54	119,96
ANHYT	11,77%	12,20%	11,26%	9,70%	10,86%	-90,56	-133,84	-39,61	116,58
ASTOR	44,17%	52,19%	63,16%	62,07%	63,20%	1902,52	1100,50	3,64	113,04
ISDMR	13,26%	15,55%	16,23%	21,19%	22,29%	902,97	673,83	606,12	109,43
YEOTK	6,42%	5,73%	9,13%	7,15%	8,24%	182,90	251,20	-88,51	109,30
DAPGM	9,60%	7,97%	9,82%	14,96%	16,05%	645,30	808,69	623,53	108,84
ESCOM	1,74%	8,32%	0,96%	0,94%	1,94%	20,03	-637,71	98,67	100,26
MAVI	28,68%	33,89%	36,12%	37,66%	38,64%	996,06	475,75	252,03	98,94
FROTO	32,20%	37,29%	27,71%	21,69%	22,66%	-953,23	-1462,81	-505,04	97,08
TRALT	20,93%	28,24%	17,71%	16,00%	16,94%	-399,53	-1130,18	-76,98	93,50
KCHOL	33,94%	39,92%	43,61%	43,61%	44,52%	1057,28	459,91	90,18	90,18
YKSLN	4,79%	0,33%	1,91%	2,29%	3,15%	-163,74	281,79	123,62	86,42
AEFES	35,31%	39,50%	39,28%	40,21%	41,05%	573,47	154,22	176,32	84,12
MGROS	29,89%	32,99%	36,69%	37,85%	38,67%	877,56	567,70	197,40	81,43
EKGYO	20,81%	19,12%	19,84%	19,66%	20,37%	-44,23	125,55	53,14	71,00
KARTN	1,74%	1,18%	0,16%	0,09%	0,80%	-94,72	-38,04	63,88	70,80
YYLGD	6,96%	6,17%	5,56%	5,81%	6,45%	-50,69	27,84	88,95	64,08
ISMEN	31,06%	26,44%	26,03%	25,25%	25,82%	-523,24	-61,94	-20,96	57,01
NETAS	1,63%	0,02%	0,35%	1,02%	1,56%	-6,71	154,02	121,44	54,47
BIMAS	46,32%	44,59%	44,59%	43,96%	44,49%	-182,88	-9,50	-9,42	53,05
ORGE	18,45%	18,55%	23,72%	26,02%	26,54%	808,93	799,66	281,99	52,62
BTCIM	7,65%	7,64%	7,47%	6,97%	7,45%	-20,32	-19,28	-2,46	47,61
KLRHO	17,38%	16,64%	14,72%	12,63%	13,07%	-431,58	-357,16	-165,87	43,35
MIATK	2,97%	4,44%	4,39%	4,15%	4,54%	157,01	10,23	14,77	38,72
EREGL	18,99%	19,64%	21,19%	22,72%	23,07%	407,46	343,27	187,84	34,39
AKSA	17,08%	17,23%	16,02%	15,81%	16,15%	-93,04	-108,68	12,17	33,28
SOKM	33,74%	32,87%	30,17%	29,99%	30,32%	-342,48	-255,61	14,53	32,30
BAGFS	6,45%	3,62%	3,35%	3,13%	3,44%	-301,20	-17,81	8,69	31,48
ANSGR	8,71%	9,62%	10,21%	10,18%	10,49%	177,29	87,09	27,64	30,52
DOAS	17,06%	19,17%	17,66%	20,89%	21,19%	412,86	201,13	353,02	29,34
TOASO	19,69%	22,34%	25,04%	24,45%	24,73%	504,17	239,20	-31,38	28,13
TMSN	4,96%	4,44%	4,11%	4,08%	4,31%	-65,63	-13,37	19,90	22,80
AGHOL	22,80%	23,53%	23,54%	23,53%	23,76%	95,58	23,28	21,52	22,66
TRENJ	9,48%	12,47%	13,12%	13,02%	13,24%	376,03	77,45	12,16	22,16
QUAGR	8,65%	6,34%	5,79%	5,30%	5,52%	-312,81	-81,91	-26,95	21,88
ESEN	5,22%	5,72%	4,18%	4,29%	4,49%	-73,05	-123,52	30,61	19,93
GLYHO	14,66%	12,99%	12,28%	12,22%	12,41%	-225,21	-58,49	12,45	18,95
ALKIM	5,86%	5,59%	5,51%	5,46%	5,65%	-21,03	6,11	14,03	18,65
REEDR	6,97%	7,55%	8,05%	8,05%	8,23%	125,99	68,70	18,86	18,50
PASEU	19,58%	15,23%	7,71%	6,50%	6,68%	-1290,06	-854,51	-103,36	18,49
VAKKO	6,79%	6,93%	8,02%	8,52%	8,70%	191,18	176,82	68,42	18,14
ZRGYO	6,87%	6,54%	6,40%	4,89%	5,06%	-181,91	-148,92	-134,11	16,92
KRDMD	15,02%	10,51%	12,12%	11,67%	11,84%	-318,08	132,78	-28,15	16,88
AHGAZ	11,74%	10,25%	10,98%	11,05%	11,22%	-52,54	96,30	23,69	16,61
MPARK	37,69%	41,42%	40,77%	40,30%	40,46%	276,55	-95,93	-31,51	15,97
ISFIN	11,90%	10,96%	10,14%	9,60%	9,75%	-214,92	-120,44	-38,02	15,71
GRTHO	18,66%	16,30%	9,53%	9,00%	9,15%	-951,24	-714,98	-37,56	15,00

PEKGY	7,76%	9,18%	7,70%	7,96%	8,10%	34,25	-107,80	39,77	14,32
HTTBT	22,19%	18,54%	18,19%	18,13%	18,28%	-391,86	-26,00	8,46	14,09
IZMDC	5,75%	5,16%	5,17%	5,18%	5,32%	-43,00	15,96	15,45	14,05
SNGYO	4,46%	4,12%	4,12%	4,12%	4,25%	-21,37	12,69	13,34	12,85
KZBGY	4,76%	4,77%	4,14%	4,04%	4,17%	-58,87	-60,08	2,57	12,61
SARKY	4,70%	6,42%	6,03%	5,87%	5,99%	128,53	-42,80	-4,27	12,45
KONYA	3,17%	2,97%	2,67%	2,59%	2,71%	-46,55	-26,48	3,47	12,21
EGEEN	9,67%	6,26%	6,22%	6,02%	6,13%	-354,00	-12,66	-9,50	11,38
MTRKS	1,73%	0,93%	1,79%	0,71%	0,82%	-91,10	-10,75	-96,32	11,11
BIZIM	2,90%	0,23%	0,02%	0,00%	0,11%	-278,82	-12,16	8,78	11,10
BUCIM	3,48%	3,33%	3,29%	3,27%	3,38%	-9,70	5,00	9,56	10,86
BSOKE	7,79%	7,72%	9,99%	10,49%	10,59%	280,30	286,86	60,20	10,50
LYDHO	15,83%	5,23%	6,13%	6,28%	6,38%	-944,37	115,42	25,63	9,98
TUKAS	3,87%	4,49%	3,74%	3,56%	3,65%	-21,99	-84,02	-9,00	9,77
RGYAS	51,38%	47,84%	20,75%	22,43%	22,53%	-2885,57	-2530,94	177,16	9,71
HLGYO	3,86%	3,08%	3,17%	3,14%	3,23%	-62,77	15,50	6,08	9,69
ADGYO	1,11%	0,17%	0,19%	0,19%	0,28%	-82,45	11,15	9,71	9,61
BRYAT	4,33%	4,22%	4,34%	4,09%	4,18%	-15,21	-4,61	-16,43	9,09
DEVA	0,69%	0,29%	0,40%	0,40%	0,48%	-20,93	19,07	7,74	8,61
CMBTN	0,11%	0,17%	0,07%	0,00%	0,09%	-1,77	-7,81	1,81	8,57
ENJSA	22,56%	24,18%	28,87%	28,12%	28,20%	564,03	401,63	-67,18	8,54
RYGYO	37,43%	41,25%	41,91%	42,08%	42,16%	473,45	91,01	25,71	8,34
NUHCM	19,31%	19,12%	20,17%	19,96%	20,05%	73,91	93,08	-12,41	8,32
CRFSA	9,38%	9,75%	4,48%	0,51%	0,59%	-878,94	-916,54	-389,10	7,54
GENIL	18,30%	8,46%	9,88%	10,14%	10,21%	-808,66	175,30	32,72	7,50
AKFGY	4,02%	3,73%	3,58%	3,57%	3,64%	-37,23	-8,19	6,26	7,16
CCOLA	73,42%	74,44%	75,49%	75,54%	75,60%	218,80	116,37	11,16	6,66
BRISA	7,14%	6,40%	6,30%	6,36%	6,42%	-72,24	1,62	11,64	5,90
GUBRF	9,86%	9,05%	9,36%	9,01%	9,06%	-80,11	1,74	-29,89	5,65
BIENY	2,96%	2,34%	0,81%	0,13%	0,18%	-278,05	-216,01	-63,26	5,35
SELEC	11,06%	10,44%	11,09%	11,04%	11,09%	2,71	65,34	0,08	5,32
CANTE	4,31%	4,93%	4,97%	5,04%	5,09%	78,73	16,88	12,57	5,27
NTHOL	5,16%	4,32%	3,39%	3,34%	3,40%	-176,39	-92,96	0,99	5,12
PNSUT	1,48%	0,16%	0,32%	0,41%	0,46%	-101,93	30,25	13,87	5,07
AKGRT	24,13%	23,96%	24,31%	24,55%	24,60%	46,73	63,59	28,21	4,89
ARENA	0,22%	0,09%	0,16%	0,06%	0,11%	-11,10	1,93	-5,90	4,40
AFYON	1,74%	1,63%	1,54%	1,58%	1,62%	-12,01	-1,33	7,39	3,36
RYSAS	56,67%	57,67%	58,20%	58,62%	58,65%	197,69	97,69	45,31	3,34
INDES	11,81%	7,70%	8,05%	8,07%	8,10%	-370,33	40,17	5,64	3,20
AKSGY	6,38%	5,25%	5,39%	5,52%	5,55%	-82,91	29,37	15,90	3,08
INVES	7,57%	6,92%	6,94%	6,68%	6,70%	-86,63	-21,73	-23,28	2,43
LKMNH	2,44%	1,38%	1,37%	1,41%	1,43%	-100,77	5,42	6,19	2,40
KRVGD	11,10%	8,90%	10,88%	11,11%	11,13%	2,95	222,97	25,51	2,33
BERA	10,66%	9,88%	8,84%	8,41%	8,43%	-223,24	-145,53	-41,49	1,99
SMART	0,30%	0,29%	0,38%	0,29%	0,31%	0,74	1,46	-6,58	1,46
MINDTR	82,36%	82,39%	82,36%	82,37%	82,38%	2,05	-0,93	2,15	1,14
RAYSG	84,98%	84,79%	84,83%	84,78%	84,79%	-19,15	-0,78	-4,05	1,09
GOLTS	6,07%	6,10%	5,99%	5,95%	5,96%	-11,33	-14,31	-3,40	0,83
TURSG	6,12%	5,94%	9,98%	9,40%	9,41%	329,45	347,40	-56,60	0,69
GENTS	0,33%	0,36%	0,48%	0,41%	0,42%	9,10	5,80	-5,73	0,62
IHAAS	45,92%	39,21%	39,09%	39,07%	39,08%	-684,51	-13,16	-1,47	0,34
OYAKC	5,08%	4,24%	5,12%	4,96%	4,96%	-11,96	72,19	-16,34	0,34
BRSAN	10,49%	5,82%	5,36%	4,68%	4,68%	-580,84	-113,77	-67,66	0,27
OZKGY	7,21%	6,72%	6,41%	6,42%	6,42%	-79,02	-30,53	0,39	0,24
EUREN	8,57%	6,15%	6,18%	6,11%	6,11%	-246,58	-4,40	-7,79	0,11
KLSEK	5,30%	4,97%	4,73%	4,34%	4,34%	-96,43	-63,01	-39,12	0,01
VAKFN	1,77%	1,79%	1,80%	1,71%	1,71%	-5,78	-7,68	-8,37	0,00
DYOBK	0,30%	0,20%	0,10%	0,08%	0,08%	-21,38	-11,22	-1,37	0,00
UNLU	3,25%	0,02%	0,02%	0,01%	0,01%	-323,86	-1,34	-1,15	0,00
KLNMA	0,06%	0,06%	0,06%	0,06%	0,06%	0,00	0,00	0,00	0,00
TKNSA	1,84%	0,87%	0,77%	0,72%	0,72%	-112,74	-15,20	-5,56	-0,08
AKCMS	9,52%	8,65%	8,52%	8,51%	8,51%	-101,07	-13,38	-0,34	-0,17
KRDMA	7,10%	8,96%	8,05%	8,50%	8,49%	139,31	-46,12	44,12	-0,27

SKTAS	0,21%	0,11%	0,01%	0,14%	0,13%	-7,60	2,25	12,48	-0,66
PETUN	3,93%	0,26%	0,17%	0,11%	0,10%	-383,07	-15,72	-6,74	-0,95
MAALT	0,34%	0,29%	0,10%	0,09%	0,08%	-25,49	-20,53	-1,60	-1,00
GOODY	48,63%	48,87%	48,81%	48,86%	48,85%	21,74	-2,06	3,50	-1,00
PKART	30,46%	30,40%	30,56%	30,42%	30,41%	-4,59	1,59	-14,87	-1,00
NATEN	0,90%	0,88%	0,72%	0,72%	0,71%	-19,32	-16,87	-1,57	-1,12
PGSUS	18,59%	10,65%	9,87%	9,94%	9,93%	-866,82	-72,48	5,67	-1,24
PENTA	7,41%	6,02%	6,37%	6,93%	6,91%	-49,69	89,81	53,87	-1,44
POLHO	10,21%	10,05%	7,72%	7,78%	7,77%	-244,76	-228,06	4,89	-1,86
KORDS	4,63%	5,00%	5,25%	5,21%	5,19%	56,22	19,19	-5,99	-2,01
ECZYT	4,89%	3,06%	2,63%	2,53%	2,51%	-238,19	-54,89	-12,30	-2,24
TTRAK	26,38%	21,99%	22,26%	22,00%	21,98%	-439,49	-0,92	-27,53	-2,35
GSDHO	11,89%	10,20%	10,40%	9,80%	9,78%	-211,44	-42,09	-61,99	-2,53
ARDYZ	2,58%	1,02%	1,29%	1,26%	1,23%	-135,55	20,64	-5,78	-2,62
CEMTS	2,39%	1,22%	1,12%	0,89%	0,86%	-153,01	-36,23	-26,11	-2,86
IMASM	4,63%	4,63%	5,05%	4,59%	4,56%	-6,52	-7,37	-48,82	-3,09
TRMET	26,31%	30,20%	26,34%	25,08%	25,05%	-126,73	-514,95	-129,04	-3,84
BASGZ	7,37%	7,20%	7,08%	6,93%	6,89%	-48,85	-31,49	-18,90	-4,01
ALGYO	3,96%	2,67%	2,41%	2,18%	2,14%	-182,69	-53,54	-27,33	-4,08
GOZDE	4,64%	0,87%	0,72%	0,65%	0,61%	-403,69	-26,46	-10,79	-4,12
KCAER	14,72%	12,57%	10,37%	10,23%	10,19%	-452,88	-238,79	-18,02	-4,38
ISGYO	7,82%	7,16%	6,97%	6,61%	6,56%	-125,61	-59,62	-40,59	-4,76
ALFAS	8,25%	6,95%	7,03%	6,77%	6,72%	-152,70	-23,24	-31,30	-4,96
OTKAR	18,24%	11,70%	10,08%	9,56%	9,50%	-873,31	-219,13	-57,19	-5,13
CLEBI	4,22%	4,05%	4,02%	4,03%	3,98%	-24,01	-7,46	-3,99	-5,16
DOHOL	21,32%	21,03%	23,53%	23,21%	23,15%	183,49	212,71	-37,78	-5,45
KAYSE	9,55%	9,67%	9,87%	9,87%	9,82%	27,25	15,07	-4,59	-5,53
KMPUR	4,58%	5,13%	5,45%	5,49%	5,42%	84,44	29,42	-2,75	-6,44
ELITE	0,09%	0,08%	0,02%	0,21%	0,14%	4,59	6,07	11,56	-7,27
AYDEM	18,78%	19,45%	19,07%	18,96%	18,88%	10,35	-56,37	-18,70	-7,55
AGESA	54,02%	57,19%	56,12%	46,93%	46,85%	-716,35	-1034,07	-926,20	-7,55
AKSEN	3,62%	3,55%	4,23%	4,20%	4,13%	50,04	57,71	-10,09	-7,70
SKBNK	4,44%	4,96%	4,24%	4,16%	4,07%	-36,63	-88,62	-16,28	-8,10
PINSU	0,34%	0,12%	0,16%	0,22%	0,13%	-20,29	0,90	-2,36	-8,43
VERUS	37,55%	37,33%	37,52%	37,42%	37,33%	-21,25	0,60	-18,12	-8,87
ECILC	6,18%	5,53%	5,32%	5,53%	5,44%	-74,37	-8,75	11,65	-9,25
TRCAS	3,55%	2,39%	1,92%	1,94%	1,85%	-170,57	-54,48	-6,80	-9,47
AKFYE	26,25%	26,57%	24,71%	24,82%	24,72%	-152,95	-185,25	1,03	-9,56
ODINE	3,05%	4,59%	3,34%	4,09%	4,00%	94,30	-58,83	66,13	-9,69
TRGYO	20,18%	17,15%	14,19%	13,44%	13,35%	-683,66	-380,12	-84,22	-9,72
POLTK	29,65%	26,03%	26,22%	26,03%	25,93%	-371,67	-9,55	-28,28	-10,02
CIMSA	7,63%	8,56%	10,17%	9,93%	9,83%	219,49	126,95	-34,87	-10,44
OYYAT	8,28%	8,27%	8,31%	8,05%	7,93%	-34,65	-33,84	-37,78	-11,46
GWIND	5,91%	6,09%	6,96%	6,62%	6,50%	59,26	41,22	-45,51	-11,84
BFREN	25,09%	25,29%	24,67%	23,62%	23,50%	-159,08	-179,57	-117,48	-11,88
SISE	10,30%	9,81%	10,17%	10,34%	10,20%	-9,45	39,15	3,57	-13,31
DESA	13,61%	12,70%	12,94%	13,01%	12,84%	-76,10	14,00	-9,81	-16,82
KONTR	5,99%	6,25%	6,85%	3,34%	3,17%	-282,63	-308,43	-367,91	-17,02
TKFEN	11,74%	7,94%	9,39%	9,28%	9,11%	-263,03	116,35	-28,44	-17,89
ULKER	14,22%	13,61%	14,33%	14,25%	14,06%	-16,54	44,29	-26,96	-19,84
BIOEN	7,38%	7,53%	7,23%	6,65%	6,43%	-94,82	-110,48	-80,54	-22,63
ODAS	8,61%	7,70%	7,57%	7,43%	7,16%	-145,29	-53,37	-40,51	-27,17
SAHOL	30,59%	28,30%	28,43%	27,31%	27,03%	-355,77	-126,83	-139,45	-27,56
TERA	11,09%	11,48%	9,91%	6,99%	6,71%	-438,30	-476,97	-319,52	-27,98
DOCO	35,01%	34,72%	30,77%	36,36%	36,06%	105,42	133,98	529,22	-29,59
PETKM	6,44%	8,92%	12,71%	10,78%	10,45%	400,62	152,39	-226,23	-33,50
VESTL	2,26%	2,34%	1,93%	1,88%	1,54%	-72,04	-80,68	-39,37	-34,74
ALARK	8,42%	8,57%	11,44%	11,18%	10,81%	239,24	224,31	-63,10	-36,78
TCELL	43,91%	44,26%	44,48%	44,15%	43,72%	-19,59	-53,80	-76,62	-42,89
YATAS	14,59%	13,31%	12,94%	12,57%	12,13%	-246,07	-118,10	-80,74	-44,42
VESBE	6,66%	5,53%	5,19%	5,01%	4,55%	-211,79	-98,69	-64,79	-46,28
AYGAZ	10,08%	11,49%	15,65%	14,68%	14,21%	413,22	272,25	-143,49	-46,79
TAVHL	54,02%	57,03%	52,50%	50,31%	49,84%	-418,31	-718,57	-266,05	-46,96

AGROT	3,73%	4,86%	3,65%	3,56%	3,07%	-65,15	-178,96	-57,35	-48,73
TATGD	7,65%	6,44%	6,81%	6,30%	5,77%	-188,30	-67,46	-104,41	-53,01
ZOREN	8,78%	8,91%	11,20%	10,99%	10,45%	167,40	153,89	-75,33	-54,28
SMRTG	7,45%	8,31%	8,81%	9,37%	8,79%	134,09	47,67	-2,13	-57,84
ASELS	50,54%	53,08%	55,74%	52,97%	52,37%	183,14	-71,02	-337,11	-60,18
ASUZU	7,50%	6,61%	6,42%	5,56%	4,96%	-254,51	-165,92	-146,84	-60,37
ARCLK	12,08%	16,12%	15,78%	15,44%	14,83%	275,51	-128,70	-94,33	-60,58
EBEBK	9,66%	9,57%	9,39%	9,35%	8,64%	-102,51	-93,62	-75,15	-71,08
KARSN	2,88%	2,67%	3,46%	3,40%	2,65%	-22,93	-2,33	-80,95	-74,89
MAGEN	11,39%	12,45%	12,87%	15,71%	14,94%	355,09	249,60	206,77	-76,84
GESAN	8,05%	7,08%	8,28%	9,85%	9,05%	99,49	196,89	76,84	-80,04
NTGAZ	2,70%	6,24%	6,65%	6,86%	5,99%	328,95	-25,84	-66,61	-87,10
TUPRS	32,13%	33,65%	33,29%	33,59%	32,71%	57,72	-93,99	-57,90	-88,07
ESCAR	30,04%	20,62%	28,53%	27,96%	27,05%	-299,07	642,88	-148,18	-91,46
LOGO	36,32%	27,82%	29,48%	28,20%	27,28%	-903,55	-54,10	-220,18	-91,63
ALCTL	1,92%	0,55%	1,39%	2,01%	1,07%	-84,50	52,60	-31,87	-93,96
KAREL	5,25%	5,13%	9,31%	9,74%	8,76%	350,91	363,49	-54,88	-98,08
HEKTS	8,93%	8,78%	9,15%	7,94%	6,80%	-212,55	-197,81	-234,68	-113,36
ENKAI	25,23%	24,47%	26,08%	25,38%	23,89%	-134,24	-57,50	-219,00	-148,79
TTKOM	42,80%	40,96%	41,29%	36,51%	32,04%	-1075,58	-892,10	-925,04	-446,70
TABGD	36,05%	41,85%	43,23%	45,28%	30,40%	-564,59	-1144,79	-1283,17	-1488,26

\*Veriler Citibank+Deutsche takasını içermektedir.

# AKYatırım

Bu rapor, Ak Yatırım Menkul Değerler A.Ş. tarafından, güvenilir olduğuna inanılan kaynaklardan elde edilen bilgi ve veriler kullanılarak hazırlanmıştır. Raporunda yer alan ifadeler, hiçbir şekilde veya suretle alış veya satış teklifi olarak değerlendirilmemelidir. Ak Yatırım, bu bilgilerin doğru, eksiksiz ve değişmez olduğunu garanti etmemektedir. Bu sebeple, okuyucuların, bu raporlardan elde edilen bilgilere dayanarak hareket etmeden önce, bilgilerin doğruluğunu teyit ettirmeleri önerilir ve bu bilgilere dayanarak aldıkları kararlarda sorumluluk kendilerine aittir. Bilgilerin eksikliği ve yanlışlığından Ak Yatırım hiçbir şekilde sorumlu tutulamaz. Ayrıca, Ak Yatırım'ın ve Akbank'ın tüm çalışanları ve danışmanlarının, herhangi bir şekilde bilgiler dolayısıyla ortaya çıkabilecek, doğrudan veya dolaylı zararlarla ilgili herhangi bir sorumluluğu yoktur. Burada yer alan bilgiler, bir yatırım tavsiyesi, yatırım aracının alım-satım önerisi ya da getiri vaadi değildir ve Yatırım Danışmanlığı kapsamında yer almamaktadır. Yatırım Danışmanlığı hizmeti; aracı kurumlar, portföy yönetim şirketleri, mevduat kabul etmeyen bankalar ile müşteri arasında imzalanacak Yatırım Danışmanlığı sözleşmesi çerçevesinde sunulmaktadır. Bunlara ilaveten, Ak Yatırım, raporların Internet üzerinden e-mail yoluyla alınması durumunda virüs, hatalı gönderim veya diğer herhangi bir teknik sebepten dolayı alıcının donanımına veya yazılımına gelebilecek herhangi bir zarardan dolayı sorumlu tutulamaz.

© Ak Yatırım Menkul Değerler A.Ş.