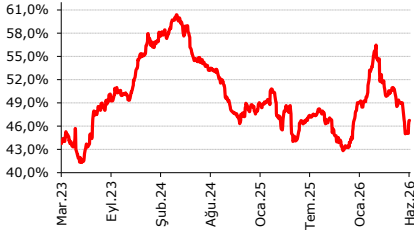
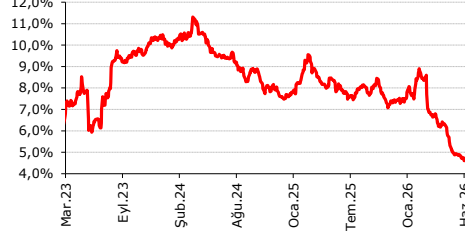


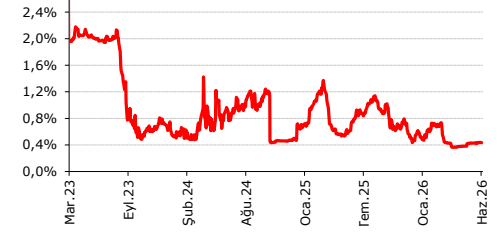
AKBNK -



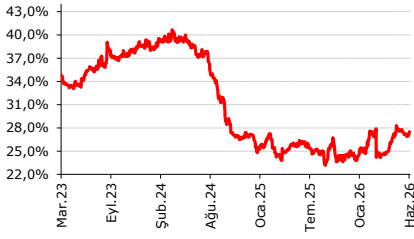
GARAN -



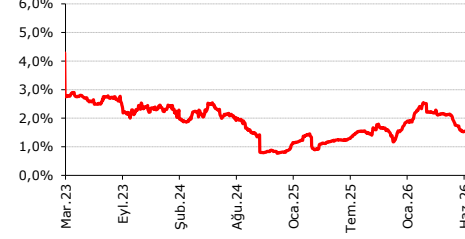
HALKB -



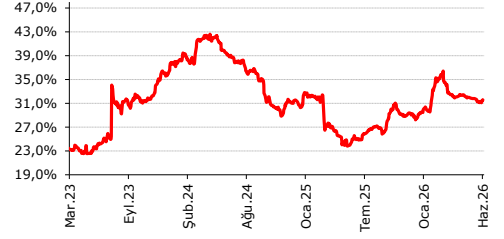
ISCTR -



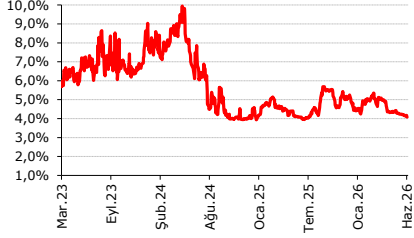
VAKBN -



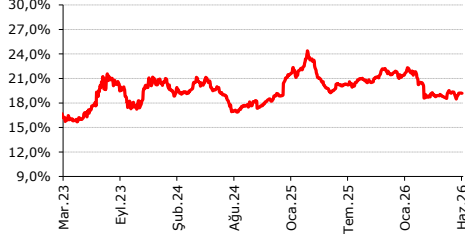
YKBNK -



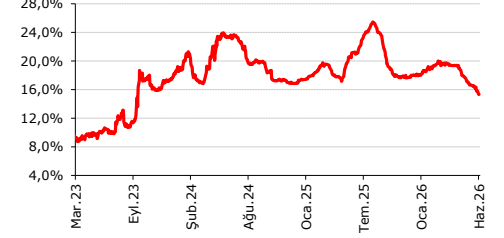
SKBNK -



TSKB -



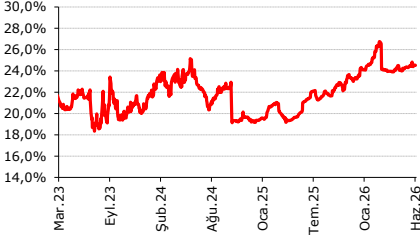
ALBRK -



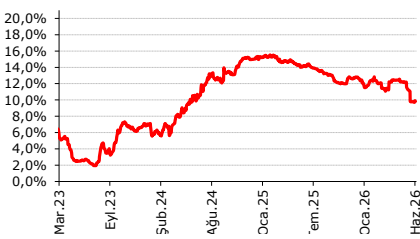
## AKCNS



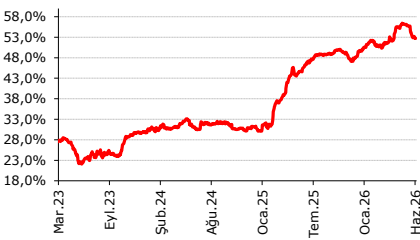
## AKGRT



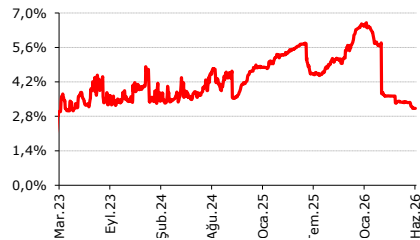
## ANHYT



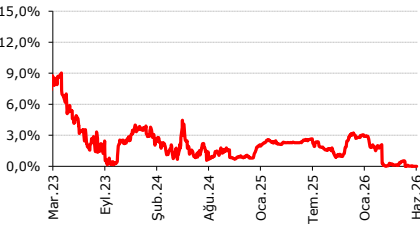
## ASELS



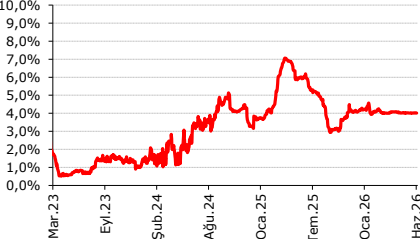
## BAGFS



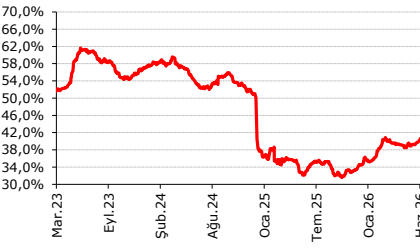
## BIZIM



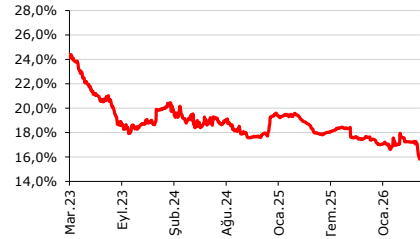
## CLEBI



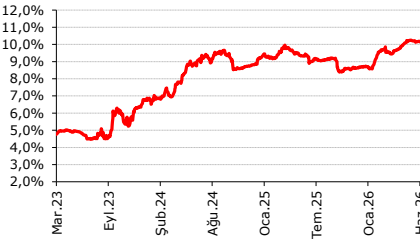
## AEFES



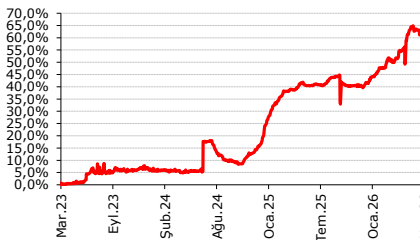
## AKSA



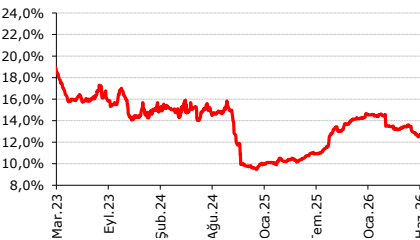
## ANSGR



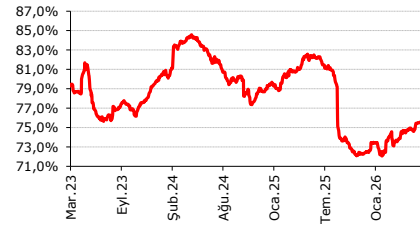
## ASTOR



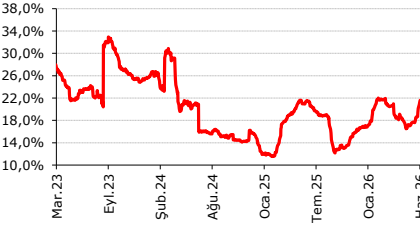
## YATAS



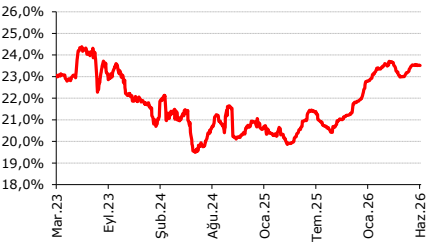
## CCOLA



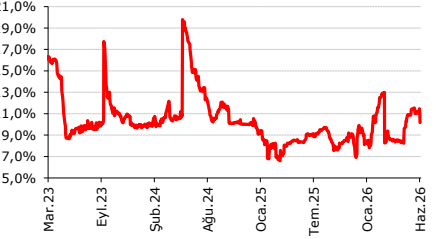
## DOAS



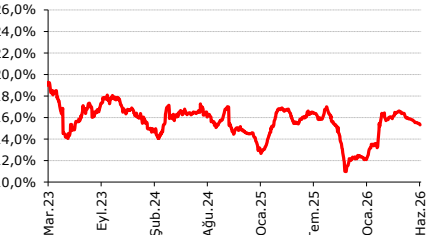
## AGHOL



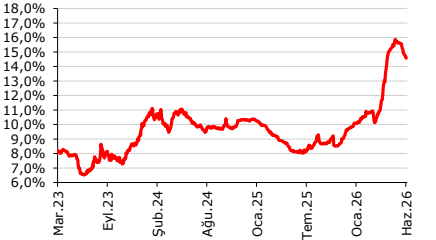
## ALARK



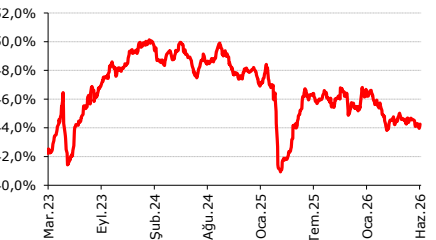
## ARCLK



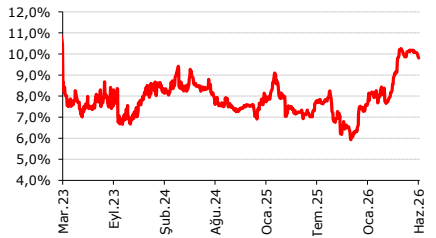
## AYGAZ



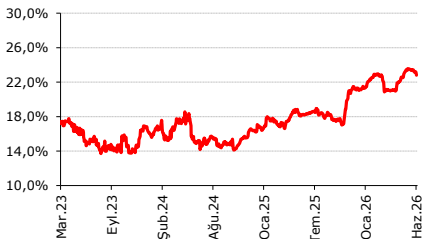
## BIMAS

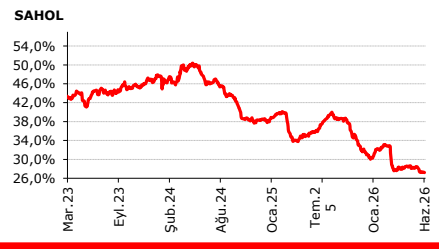
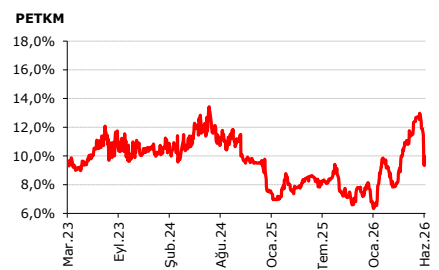
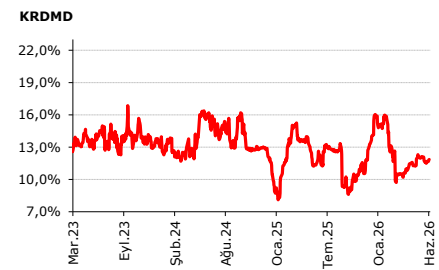
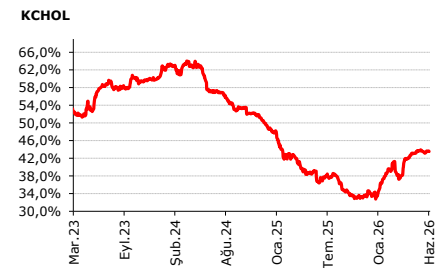
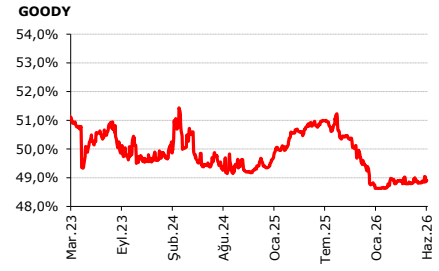
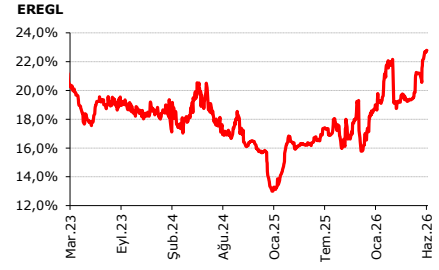
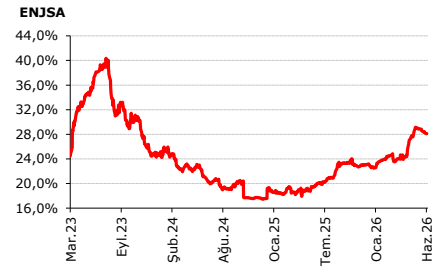
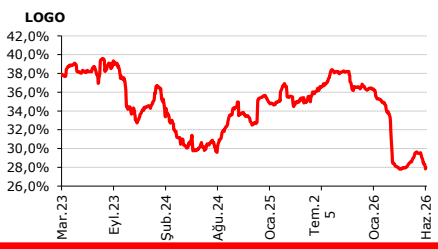
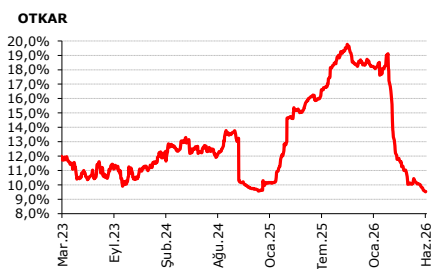
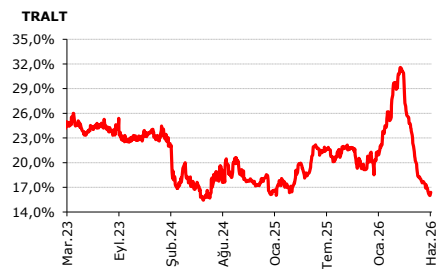
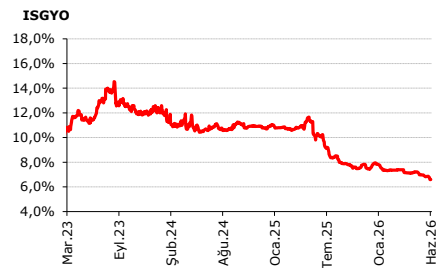
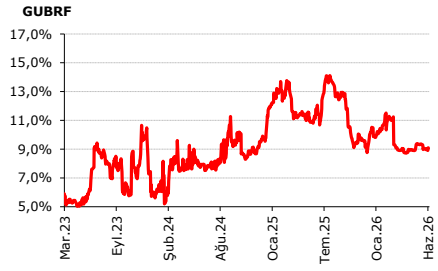
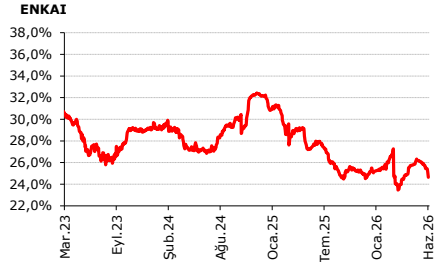
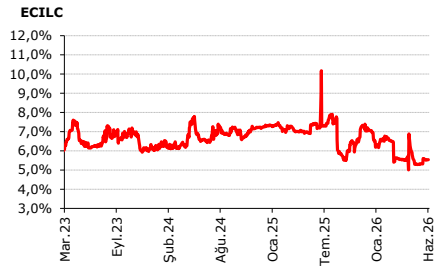
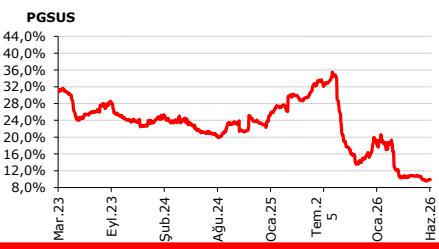
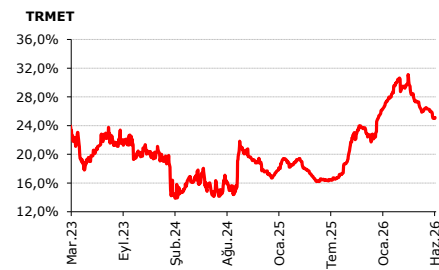
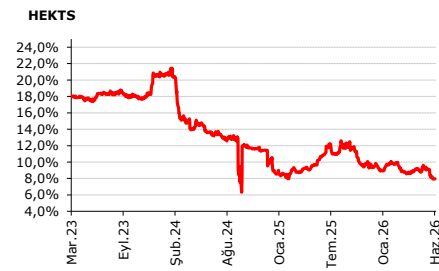
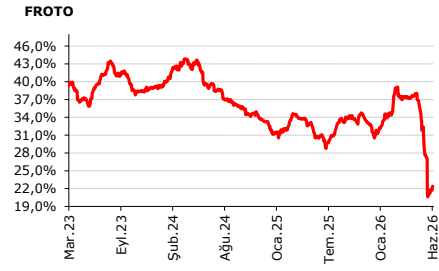
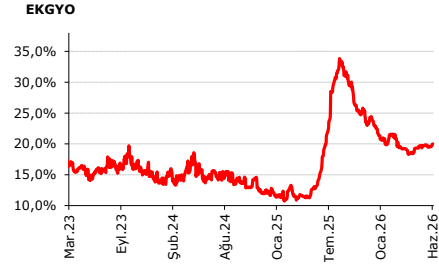
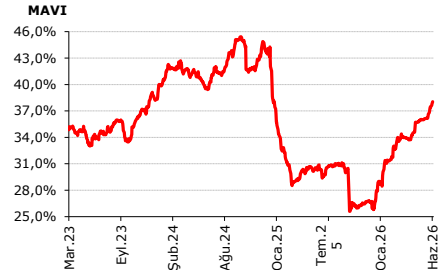


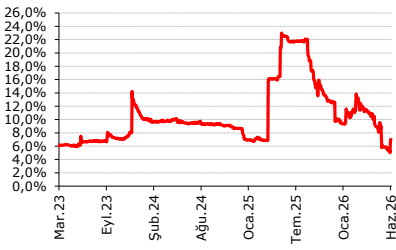
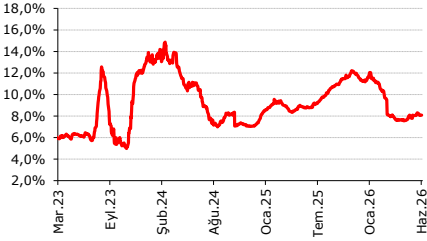
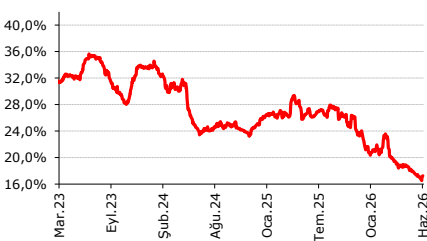
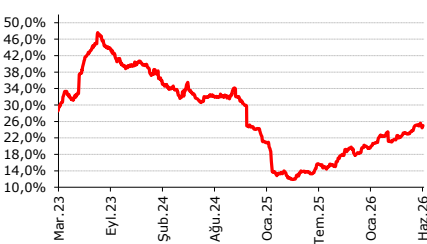
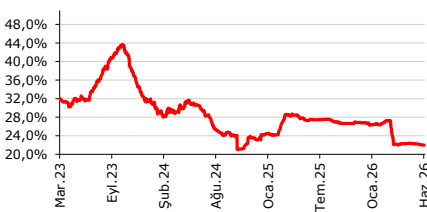
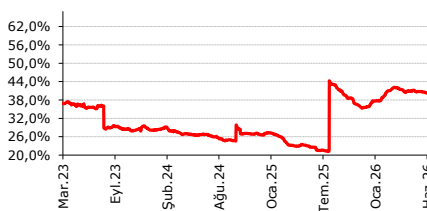
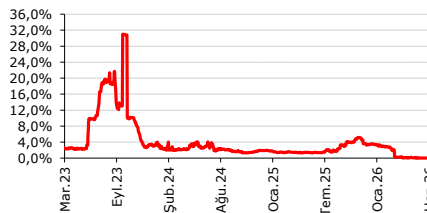
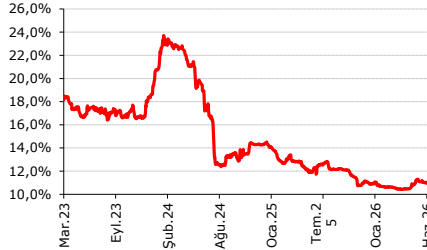
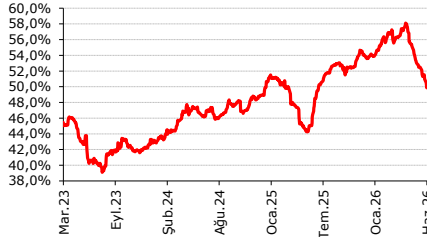
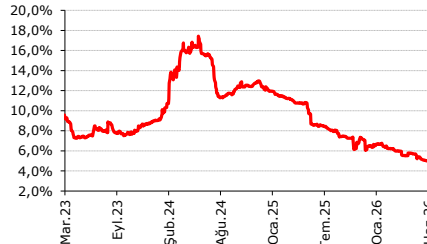
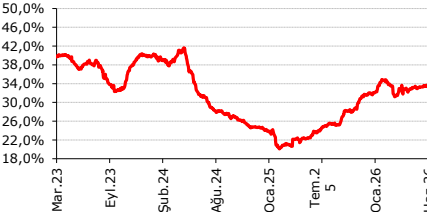
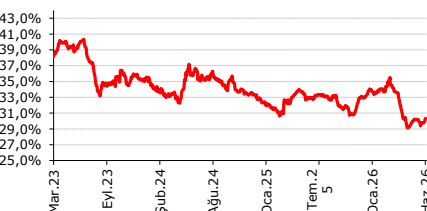
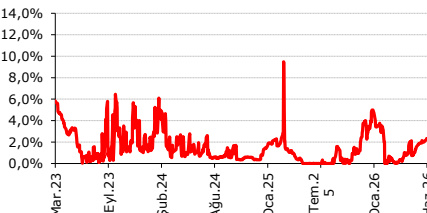
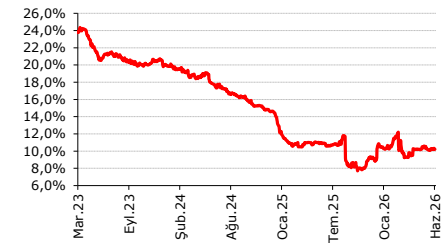
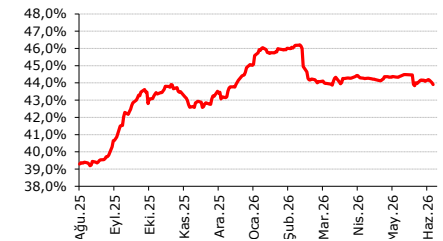
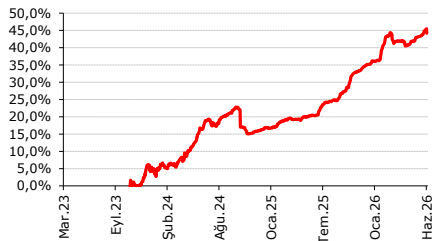
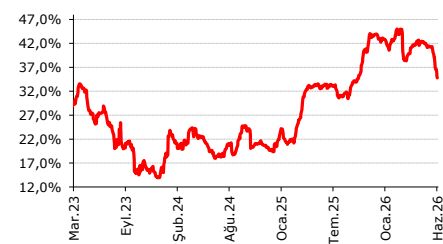
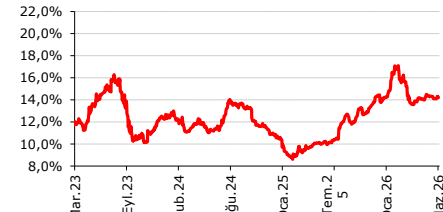
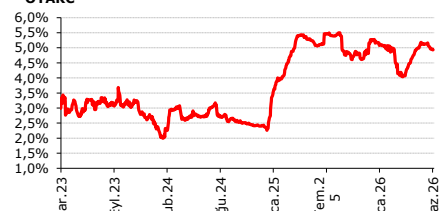
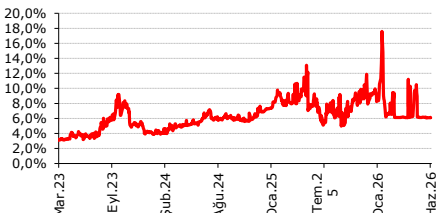
## CIMSA



## DOHOL





**SASA****INDES****THYAO****TOASO****TTRAK****MPARK****UNLU****SELEC****TAVHL****TKFEN****VESBE****TUPRS****SOKM****YKSLN****SISE****TCELL****TABGD****TTKOM****ULKER****OYAKC****EUREN**

Son 1 haftaya göre yabancı takas değişim sıralaması (Citi-Deut)

Hisse	31.12.2025	19.03.2026	20.05.2026	9.06.2026	19.06.2026	YBB (bazp)	3ay (bazp)	1ay (bazp)	1 hafta(bazp)
AKBNK	49,02%	51,61%	49,01%	45,07%	46,75%	-227,03	-486,65	-225,84	168,18
ISCTR	24,58%	24,60%	27,58%	26,89%	27,49%	290,95	288,63	-9,15	59,93
YKBNK	29,94%	32,43%	31,81%	31,13%	31,58%	163,99	-85,45	-23,59	44,61
TSKB	21,45%	19,09%	19,29%	19,17%	19,18%	-226,78	9,47	-10,97	1,40
HALKB	0,48%	0,43%	0,43%	0,43%	0,43%	-4,57	0,81	0,71	0,37
VAKBN	1,89%	2,18%	1,85%	1,58%	1,54%	-34,52	-63,95	-30,57	-3,38
GARAN	7,80%	6,66%	4,89%	4,75%	4,62%	-318,21	-204,18	-26,74	-13,26
ALBRK	17,98%	19,60%	16,86%	16,34%	15,33%	-264,55	-427,22	-153,16	-101,15
DOCO	35,01%	37,30%	29,38%	29,24%	35,52%	51,06	-178,65	613,92	627,82
DAPGM	9,60%	8,22%	11,65%	12,03%	16,09%	648,86	787,15	443,43	405,71
EFOR	16,68%	31,85%	16,46%	15,81%	19,72%	303,61	-1213,25	325,87	390,33
DOAS	17,06%	20,62%	17,31%	18,64%	21,61%	455,01	98,78	429,28	296,51
ORGE	18,45%	18,55%	23,66%	24,54%	26,35%	789,75	780,46	269,18	180,71
ISDMR	13,26%	15,75%	16,09%	19,89%	21,57%	831,51	582,62	548,14	168,19
SASA	9,40%	11,46%	6,09%	5,47%	7,00%	-239,39	-445,13	91,38	152,95
RGYAS	51,38%	48,22%	20,82%	20,91%	22,10%	-2927,88	-2612,08	128,70	119,15
FROTO	32,20%	37,36%	32,36%	21,24%	22,42%	-977,88	-1494,07	-994,36	117,98
CWENE	7,20%	6,65%	9,39%	9,94%	11,10%	389,56	444,27	170,46	116,08
MAVI	28,68%	33,98%	36,01%	37,02%	38,05%	936,18	407,01	203,57	102,46
NETAS	1,63%	0,02%	0,22%	0,66%	1,62%	-1,05	159,74	139,59	95,74
MGROS	29,89%	32,76%	36,68%	37,26%	38,14%	824,79	537,74	145,95	88,49
GRTHO	18,66%	16,98%	10,17%	7,92%	8,78%	-988,77	-819,96	-139,02	86,02
AEFES	35,31%	39,56%	38,89%	39,80%	40,62%	530,44	105,32	172,59	81,70
TRGYO	20,18%	17,15%	15,23%	12,66%	13,41%	-677,33	-373,79	-181,79	74,66
ESCOM	1,74%	7,26%	3,42%	0,72%	1,42%	-32,82	-584,49	-200,26	69,69
GESAN	8,05%	7,02%	8,19%	7,07%	7,71%	-34,48	68,42	-48,33	64,23
SOKM	33,74%	33,58%	30,18%	29,78%	30,33%	-341,08	-325,10	14,99	54,70
VAKKO	6,79%	6,98%	8,13%	8,10%	8,63%	183,91	164,84	49,70	53,08
PENTA	7,41%	6,06%	6,11%	6,56%	7,05%	-35,84	99,06	93,73	49,40
KRVGD	11,10%	8,85%	10,94%	10,87%	11,36%	25,82	251,69	42,04	49,34
EREGL	18,99%	19,27%	21,17%	22,34%	22,79%	379,80	352,63	162,30	45,40
EKGYO	20,81%	19,23%	19,71%	19,58%	20,02%	-79,49	79,49	30,97	44,18
KRDMA	7,10%	12,08%	8,04%	8,18%	8,55%	144,43	-353,01	50,88	36,26
KRDMD	15,02%	10,52%	12,03%	11,51%	11,86%	-315,32	134,74	-16,52	35,52
ESCAR	30,04%	21,57%	27,76%	27,68%	28,02%	-201,33	645,91	26,47	34,01
YYLGD	6,96%	6,20%	5,94%	5,70%	6,03%	-92,96	-17,08	8,96	32,63
CRFSA	9,38%	9,80%	8,00%	0,16%	0,47%	-890,43	-932,43	-753,07	31,31
ZRGYO	6,87%	6,71%	6,48%	4,77%	5,06%	-181,17	-164,51	-142,15	29,61
BTCIM	7,65%	7,73%	7,35%	7,04%	7,33%	-32,61	-39,91	-1,86	28,84
BRSAN	10,49%	7,02%	10,35%	4,66%	4,95%	-554,63	-206,96	-540,22	28,08
AKSA	17,08%	17,25%	16,06%	15,87%	16,13%	-94,21	-111,41	7,23	26,49
GENIL	18,30%	8,58%	9,48%	9,97%	10,23%	-806,87	165,29	75,08	25,81
YKSLN	4,79%	0,10%	1,74%	2,03%	2,26%	-253,25	215,39	51,42	22,21
RYSAS	56,67%	57,67%	57,72%	58,47%	58,69%	201,80	102,28	96,79	21,94
AHGAZ	11,74%	10,26%	10,98%	10,94%	11,16%	-57,94	90,62	18,49	21,92
PGSUS	18,59%	10,38%	10,66%	9,69%	9,90%	-869,09	-48,24	-75,81	20,87
RYGYO	37,43%	40,95%	41,92%	41,96%	42,16%	473,02	120,71	23,35	19,93
KCHOL	33,94%	38,04%	43,74%	43,35%	43,55%	960,27	550,19	-19,33	19,03
THYAO	20,35%	19,45%	17,76%	17,06%	17,25%	-310,09	-219,89	-51,83	18,83
POLHO	10,21%	10,15%	7,63%	7,77%	7,95%	-226,35	-220,08	32,07	17,62
NTGAZ	2,70%	5,78%	6,54%	6,79%	6,94%	423,90	115,32	39,56	14,68
ALKIM	5,86%	5,60%	5,52%	5,46%	5,59%	-26,43	-0,37	7,50	13,72
PNSUT	1,48%	0,13%	0,50%	0,29%	0,41%	-106,38	28,15	-8,83	12,53
CCOLA	73,42%	73,83%	75,47%	75,42%	75,55%	212,90	171,73	7,53	12,45
LINK	5,79%	6,43%	5,68%	5,73%	5,84%	4,85	-58,52	16,07	11,28
YEOTK	6,42%	6,59%	8,01%	7,24%	7,35%	93,16	75,87	-66,54	11,07
AKSGY	6,38%	5,26%	5,40%	5,46%	5,57%	-80,63	31,15	16,91	11,06
BRYAT	4,33%	4,26%	4,34%	4,03%	4,14%	-19,37	-12,06	-20,16	10,79
ALGYO	3,96%	2,84%	2,16%	2,19%	2,29%	-167,53	-54,95	13,24	10,18
SNGYO	4,46%	4,14%	4,12%	4,12%	4,22%	-24,34	7,83	9,89	9,95

KZBGY	4,76%	4,76%	4,24%	3,94%	4,04%	-72,28	-72,52	-20,54	9,77
BSOKE	7,79%	7,63%	9,90%	10,48%	10,58%	278,64	294,38	67,25	9,67
AKGRT	24,13%	23,95%	24,39%	24,44%	24,53%	40,10	57,82	14,31	9,12
ULKER	14,22%	13,75%	14,34%	14,11%	14,20%	-1,99	45,07	-14,26	9,04
VAKFN	1,77%	1,79%	1,76%	1,69%	1,77%	0,04	-1,50	0,82	8,65
BRISA	7,14%	6,40%	6,30%	6,27%	6,35%	-78,33	-4,04	5,79	8,31
YATAS	14,59%	13,45%	13,46%	12,66%	12,73%	-185,77	-72,12	-72,22	7,83
GUBRF	9,86%	8,91%	9,33%	9,02%	9,09%	-76,98	18,46	-23,19	7,66
AKFGY	4,02%	3,89%	3,60%	3,56%	3,64%	-37,67	-24,64	3,62	7,55
LYDHO	15,83%	5,12%	6,11%	6,22%	6,29%	-953,37	117,89	18,24	7,25
BIMAS	46,32%	44,52%	44,60%	44,19%	44,25%	-206,87	-26,55	-34,73	6,41
INVES	7,57%	6,80%	6,95%	6,77%	6,83%	-73,74	3,38	-12,21	6,09
GOODY	48,63%	48,89%	48,83%	48,84%	48,90%	26,54	0,90	6,50	5,58
LKMNH	2,44%	1,41%	1,38%	1,37%	1,41%	-102,76	0,19	2,56	4,50
ADGYO	1,11%	0,20%	0,18%	0,20%	0,23%	-87,65	3,62	5,52	3,68
DEVA	0,69%	0,31%	0,33%	0,39%	0,42%	-27,45	10,38	8,72	3,08
AFYON	1,74%	1,64%	1,62%	1,55%	1,58%	-15,38	-5,48	-3,98	3,00
UNLU	3,25%	0,25%	0,02%	0,03%	0,06%	-318,56	-19,35	4,40	2,77
ANHYT	11,77%	11,27%	12,18%	9,81%	9,83%	-193,37	-143,39	-234,49	2,71
BUCIM	3,48%	3,38%	3,29%	3,27%	3,30%	-18,03	-8,14	1,12	2,54
CANTE	4,31%	4,72%	5,32%	4,92%	4,94%	63,49	22,51	-37,46	2,26
MNDTR	82,36%	82,38%	82,36%	82,36%	82,38%	1,70	-0,42	2,15	1,54
PEKGY	7,76%	8,29%	7,51%	7,94%	7,95%	19,02	-33,66	43,98	1,36
NTHOL	5,16%	4,55%	3,42%	3,39%	3,40%	-175,98	-114,85	-1,97	1,12
DESA	13,61%	12,71%	12,99%	12,97%	12,98%	-63,06	26,84	-1,35	1,02
OZKGY	7,21%	6,77%	6,43%	6,41%	6,42%	-79,06	-34,77	-0,73	0,95
NUHCM	19,31%	19,08%	20,22%	19,99%	19,99%	68,54	91,29	-22,29	0,81
CLEBI	4,22%	4,01%	4,03%	4,01%	4,02%	-19,85	1,28	-1,15	0,78
BIZIM	2,90%	0,06%	0,06%	0,00%	0,01%	-289,31	-4,79	-5,01	0,60
AGHOL	22,80%	23,69%	23,46%	23,51%	23,52%	71,51	-17,07	6,01	0,53
REEDR	6,97%	7,06%	8,01%	8,01%	8,01%	103,63	94,99	0,35	0,47
MAALT	0,34%	0,26%	0,15%	0,08%	0,09%	-25,21	-17,03	-5,93	0,27
KARTN	1,74%	1,63%	0,18%	0,08%	0,08%	-166,20	-154,55	-9,94	0,27
ARDYZ	2,58%	0,99%	1,27%	1,24%	1,25%	-133,92	26,04	-2,22	0,15
POLTK	29,65%	26,02%	26,21%	26,04%	26,05%	-360,41	2,29	-16,71	0,10
EUREN	8,57%	6,14%	6,14%	6,10%	6,11%	-246,68	-3,68	-3,05	0,07
GLYHO	14,66%	13,02%	12,30%	12,24%	12,24%	-242,28	-77,88	-6,28	0,06
NATEN	0,90%	0,88%	0,76%	0,71%	0,71%	-19,30	-17,68	-5,28	0,02
TKNSA	1,84%	0,87%	0,77%	0,72%	0,72%	-112,74	-15,05	-4,91	0,00
KLNMA	0,06%	0,06%	0,06%	0,06%	0,06%	0,00	0,00	0,00	0,00
AGROT	3,73%	4,63%	3,43%	3,45%	3,45%	-27,36	-117,51	2,28	0,00
DYOBY	0,30%	0,19%	0,10%	0,08%	0,08%	-21,38	-10,86	-1,47	0,00
GENTS	0,33%	0,33%	0,46%	0,41%	0,41%	8,21	8,00	-5,09	-0,04
HTTBT	22,19%	18,69%	18,19%	18,13%	18,13%	-405,95	-55,34	-5,09	-0,09
KLSER	5,30%	5,24%	4,84%	4,34%	4,34%	-96,41	-90,65	-50,21	-0,14
ECZYT	4,89%	3,10%	2,65%	2,54%	2,54%	-235,43	-56,16	-11,54	-0,15
AKCNS	9,52%	8,63%	8,50%	8,51%	8,51%	-101,02	-11,80	1,18	-0,19
ESEN	5,22%	5,90%	4,88%	4,15%	4,15%	-106,69	-174,95	-73,34	-0,26
RAYSG	84,98%	84,79%	84,84%	84,78%	84,78%	-20,17	-1,20	-5,97	-0,53
SMART	0,30%	0,29%	0,92%	0,30%	0,29%	-0,72	0,00	-62,05	-0,61
KONYA	3,17%	2,97%	2,77%	2,59%	2,59%	-58,72	-38,20	-17,94	-0,63
AKFYE	26,25%	26,58%	24,70%	24,73%	24,73%	-152,34	-184,91	2,32	-0,73
VESTL	2,26%	2,42%	2,11%	1,90%	1,89%	-36,53	-52,55	-22,23	-1,09
SKTAS	0,21%	0,00%	0,00%	0,01%	0,00%	-20,94	-0,30	0,00	-1,15
PINSU	0,34%	0,12%	0,18%	0,20%	0,19%	-14,43	6,76	1,22	-1,15
TMSN	4,96%	4,44%	4,15%	4,10%	4,09%	-87,75	-35,47	-6,48	-1,33
ANSGR	8,71%	9,44%	10,25%	10,16%	10,14%	142,86	70,18	-10,43	-1,35
ECILC	6,18%	5,55%	5,30%	5,55%	5,54%	-64,66	-1,35	23,75	-1,55
VERUS	37,55%	37,30%	37,48%	37,45%	37,43%	-11,73	13,31	-4,99	-1,58
PKART	30,46%	30,61%	30,55%	30,44%	30,42%	-4,02	-19,35	-12,83	-1,64
ARENA	0,22%	0,11%	0,06%	0,08%	0,06%	-15,50	-4,60	0,00	-1,66
KAYSE	9,55%	9,53%	9,92%	9,89%	9,87%	32,29	33,51	-4,55	-2,31
PASEU	19,58%	14,90%	7,59%	6,50%	6,46%	-1311,82	-843,46	-112,32	-3,21

PETUN	3,93%	0,28%	0,16%	0,14%	0,10%	-382,94	-18,01	-5,40	-3,34
BIENY	2,96%	2,33%	1,11%	0,16%	0,12%	-283,65	-221,00	-98,91	-3,48
SAHOL	30,59%	27,63%	28,27%	27,25%	27,22%	-337,28	-41,76	-105,70	-3,66
QUAGR	8,65%	6,36%	5,83%	5,34%	5,30%	-334,86	-106,43	-53,81	-3,82
CMBTN	0,11%	0,17%	0,07%	0,07%	0,03%	-7,54	-13,58	-3,96	-3,96
VESBE	6,66%	5,98%	5,41%	5,03%	4,99%	-167,24	-99,24	-42,20	-4,00
ODAS	8,61%	7,41%	7,52%	7,47%	7,43%	-118,48	1,91	-8,53	-4,39
BAGFS	6,45%	3,63%	3,38%	3,17%	3,13%	-332,88	-50,25	-25,06	-4,40
CEMTS	2,39%	1,28%	1,22%	0,91%	0,86%	-153,01	-42,60	-36,06	-5,28
ODINE	3,05%	4,67%	3,20%	4,12%	4,07%	101,14	-60,83	86,85	-5,34
TRCAS	3,55%	2,42%	1,99%	1,96%	1,90%	-165,25	-52,32	-8,39	-5,36
TUKAS	3,87%	4,42%	3,72%	3,61%	3,56%	-31,76	-85,99	-16,37	-5,52
KMPUR	4,58%	4,69%	5,52%	5,51%	5,45%	87,47	75,83	-6,66	-5,64
AKSEN	3,62%	3,56%	4,15%	4,24%	4,18%	55,91	61,90	3,56	-5,73
TURSG	6,12%	6,06%	10,36%	9,54%	9,48%	335,81	341,76	-88,62	-6,01
IMASM	4,63%	4,71%	5,26%	4,54%	4,47%	-15,33	-23,66	-78,52	-6,25
GOZDE	4,64%	0,91%	0,76%	0,69%	0,63%	-401,41	-27,46	-12,79	-6,25
ALFAS	8,25%	7,55%	6,97%	6,81%	6,75%	-150,00	-80,56	-22,05	-6,51
OYAKC	5,08%	4,08%	5,12%	5,01%	4,94%	-14,38	85,32	-18,52	-7,26
KORDS	4,63%	5,02%	5,17%	5,29%	5,21%	58,43	19,40	4,51	-7,54
IZMDC	5,75%	5,21%	5,10%	5,27%	5,19%	-56,27	-2,05	9,12	-7,76
GOLTS	6,07%	6,13%	6,02%	5,99%	5,91%	-16,21	-22,29	-10,99	-7,76
GWIND	5,91%	6,26%	6,94%	6,68%	6,60%	68,80	33,57	-33,66	-7,85
HLGYO	3,86%	3,08%	3,35%	3,24%	3,16%	-69,93	8,76	-18,62	-7,94
TTRAK	26,38%	22,18%	22,29%	22,07%	21,99%	-438,91	-19,43	-30,72	-7,97
AYDEM	18,78%	19,56%	19,10%	19,01%	18,92%	14,37	-63,25	-17,82	-8,11
BIOEN	7,38%	7,49%	6,70%	6,74%	6,65%	-72,52	-83,93	-4,60	-8,52
SARKY	4,70%	6,62%	6,02%	6,01%	5,92%	121,85	-69,24	-10,14	-8,88
SISE	10,30%	9,30%	10,54%	10,32%	10,21%	-8,39	91,60	-32,88	-10,31
SELEC	11,06%	10,45%	11,31%	11,03%	10,93%	-13,51	48,43	-38,09	-10,41
MIATK	2,97%	4,11%	4,47%	4,35%	4,24%	127,34	13,24	-22,71	-10,62
KCAER	14,72%	12,67%	10,35%	10,34%	10,23%	-448,48	-243,88	-12,32	-10,63
ELITE	0,09%	0,08%	0,16%	0,22%	0,11%	1,91	3,48	-4,39	-10,79
SKBNK	4,44%	5,01%	4,30%	4,19%	4,08%	-35,62	-92,85	-21,13	-10,98
EGEEN	9,67%	6,30%	6,25%	6,13%	6,02%	-365,46	-28,88	-23,95	-11,20
IHAAS	45,92%	39,17%	39,09%	39,23%	39,11%	-680,96	-5,98	1,94	-11,28
KAREL	5,25%	5,09%	9,14%	9,84%	9,71%	445,96	462,50	57,29	-12,71
INDES	11,81%	7,98%	7,79%	8,23%	8,10%	-370,90	12,10	30,68	-13,49
BERA	10,66%	9,91%	8,98%	8,57%	8,42%	-224,02	-149,01	-55,66	-15,37
GSDHO	11,89%	10,48%	10,62%	9,95%	9,78%	-211,03	-69,66	-83,48	-16,93
KARSN	2,88%	2,68%	3,53%	3,47%	3,28%	40,61	60,58	-25,25	-18,92
TABGD	36,05%	41,98%	43,01%	44,36%	44,16%	811,28	217,71	114,70	-20,07
AGESA	54,02%	57,38%	56,21%	47,14%	46,93%	-708,19	-1044,48	-927,45	-20,13
ISFIN	11,90%	10,93%	10,27%	9,80%	9,59%	-231,37	-134,39	-67,46	-20,85
BASGZ	7,37%	7,17%	7,10%	7,04%	6,83%	-54,21	-33,42	-26,76	-20,98
KONTR	5,99%	5,44%	5,61%	3,37%	3,16%	-283,58	-228,56	-245,38	-21,44
TKFEN	11,74%	8,00%	9,29%	9,41%	9,20%	-253,80	120,23	-8,83	-21,45
OYYAT	8,28%	8,05%	8,32%	8,18%	7,96%	-31,96	-8,60	-35,82	-21,65
ARCLK	12,08%	16,05%	15,85%	15,53%	15,32%	323,85	-73,06	-53,64	-21,76
OTKAR	18,24%	11,77%	10,16%	9,75%	9,53%	-870,70	-224,27	-63,06	-22,47
HEKTS	8,93%	8,58%	9,39%	8,22%	7,96%	-96,69	-61,94	-142,24	-25,37
TRALT	20,93%	31,14%	17,76%	16,65%	16,39%	-454,53	-1475,03	-137,61	-25,63
CIMSA	7,63%	8,14%	10,11%	10,07%	9,81%	217,69	167,05	-29,84	-26,37
ISGYO	7,82%	7,39%	6,97%	6,86%	6,59%	-122,72	-79,25	-37,62	-26,50
MTRKS	1,73%	1,00%	2,13%	0,86%	0,60%	-113,68	-40,59	-152,96	-26,89
TCELL	43,91%	43,97%	44,33%	44,18%	43,90%	-1,51	-6,84	-42,94	-27,78
EBEBK	9,66%	10,52%	9,36%	9,78%	9,50%	-16,56	-101,97	13,55	-27,96
TUPRS	32,13%	32,97%	33,19%	33,49%	33,20%	106,16	22,35	0,80	-28,95
ASELS	50,54%	51,58%	56,11%	53,05%	52,73%	219,11	115,27	-338,19	-31,57
ENJSA	22,56%	24,00%	29,00%	28,42%	28,11%	554,65	410,32	-89,41	-31,67
MPARK	37,69%	41,60%	40,74%	40,56%	40,23%	253,47	-136,81	-51,57	-33,60
TOASO	19,69%	21,63%	24,25%	25,38%	25,02%	533,35	338,72	76,91	-35,91
AYGAZ	10,08%	10,86%	15,68%	14,94%	14,57%	449,11	371,61	-111,19	-36,82

<b>TATGD</b>	7,65%	6,25%	6,83%	6,58%	6,18%	-147,07	-6,73	-64,58	-39,49
<b>TRENJ</b>	9,48%	11,96%	13,04%	13,49%	13,06%	357,55	110,05	1,97	-43,47
<b>KLRHO</b>	17,38%	15,69%	15,19%	12,83%	12,36%	-502,13	-333,15	-283,37	-47,22
<b>ZOREN</b>	8,78%	9,16%	11,37%	11,31%	10,78%	200,68	162,21	-59,16	-52,67
<b>SMRTG</b>	7,45%	7,67%	8,49%	9,57%	9,03%	157,86	135,45	53,49	-54,16
<b>ISMEN</b>	31,06%	25,55%	26,04%	25,84%	25,25%	-580,44	-30,20	-78,26	-58,98
<b>DOHOL</b>	21,32%	21,05%	23,37%	23,40%	22,80%	148,68	175,74	-56,96	-59,69
<b>TRMET</b>	26,31%	29,72%	26,48%	25,87%	25,13%	-118,29	-458,94	-135,35	-73,70
<b>EUPWR</b>	9,17%	7,81%	11,95%	14,49%	13,73%	456,16	591,80	177,78	-76,58
<b>LOGO</b>	36,32%	28,03%	29,64%	28,78%	27,98%	-833,50	-4,72	-165,44	-79,78
<b>TERA</b>	11,09%	9,50%	9,93%	7,96%	7,08%	-401,15	-242,09	-284,48	-87,35
<b>ENKAI</b>	25,23%	23,93%	26,18%	25,55%	24,64%	-59,23	71,02	-153,97	-91,22
<b>ALCTL</b>	1,92%	0,50%	1,48%	2,06%	1,13%	-78,55	63,05	-34,84	-92,51
<b>BFREN</b>	25,09%	25,31%	25,07%	24,45%	23,51%	-157,55	-179,48	-155,95	-93,45
<b>MAGEN</b>	11,39%	12,25%	12,77%	16,39%	15,39%	399,53	314,06	261,46	-100,32
<b>ALARK</b>	8,42%	8,61%	10,86%	11,18%	10,17%	174,90	155,95	-69,08	-101,29
<b>ASTOR</b>	44,17%	51,66%	63,01%	62,94%	61,88%	1770,85	1022,06	-112,75	-106,40
<b>TAVHL</b>	54,02%	56,39%	52,80%	51,52%	50,31%	-371,16	-608,26	-248,54	-120,69
<b>ASUZU</b>	7,50%	6,58%	6,48%	6,47%	5,12%	-238,52	-146,95	-136,22	-134,97
<b>PETKM</b>	6,44%	8,10%	12,41%	11,95%	9,98%	354,11	188,48	-242,45	-196,56
<b>TTKOM</b>	42,80%	39,84%	41,24%	39,02%	34,78%	-801,45	-505,67	-645,66	-423,68

\*Veriler Citibank+Deutsche takasını içermektedir.

# AKYatırım

Bu rapor, Ak Yatırım Menkul Değerler A.Ş. tarafından, güvenilir olduğuna inanılan kaynaklardan elde edilen bilgi ve veriler kullanılarak hazırlanmıştır. Raporunda yer alan ifadeler, hiçbir şekilde veya suretle alış veya satış teklifi olarak değerlendirilmemelidir. Ak Yatırım, bu bilgilerin doğru, eksiksiz ve değişmez olduğunu garanti etmemektedir. Bu sebeple, okuyucuların, bu raporlardan elde edilen bilgilere dayanarak hareket etmeden önce, bilgilerin doğruluğunu teyit ettirmeleri önerilir ve bu bilgilere dayanarak aldıkları kararlarda sorumluluk kendilerine aittir. Bilgilerin eksikliği ve yanlışlığından Ak Yatırım hiçbir şekilde sorumlu tutulamaz. Ayrıca, Ak Yatırım'ın ve Akbank'ın tüm çalışanları ve danışmanlarının, herhangi bir şekilde bilgiler dolayısıyla ortaya çıkabilecek, doğrudan veya dolaylı zararlarla ilgili herhangi bir sorumluluğu yoktur. Burada yer alan bilgiler, bir yatırım tavsiyesi, yatırım aracının alım-satım önerisi ya da getiri vaadi değildir ve Yatırım Danışmanlığı kapsamında yer almamaktadır. Yatırım Danışmanlığı hizmeti; aracı kurumlar, portföy yönetim şirketleri, mevduat kabul etmeyen bankalar ile müşteri arasında imzalanacak Yatırım Danışmanlığı sözleşmesi çerçevesinde sunulmaktadır. Bunlara ilaveten, Ak Yatırım, raporların Internet üzerinden e-mail yoluyla alınması durumunda virüs, hatalı gönderim veya diğer herhangi bir teknik sebepten dolayı alıcının donanımına veya yazılımına gelebilecek herhangi bir zarardan dolayı sorumlu tutulamaz.

© Ak Yatırım Menkul Değerler A.Ş.