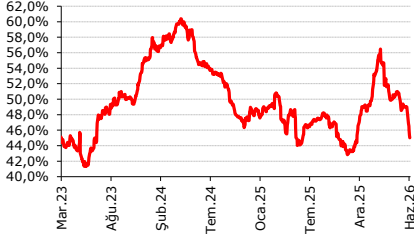
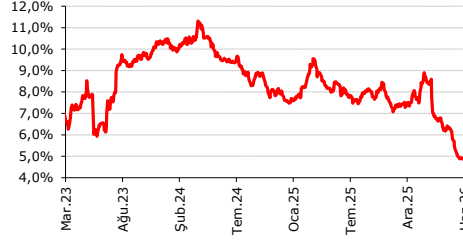


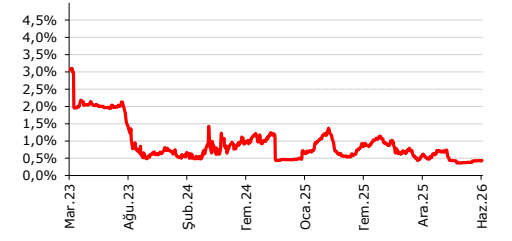
AKBNK -



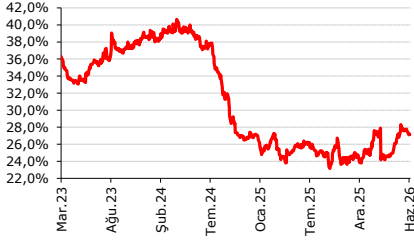
GARAN -



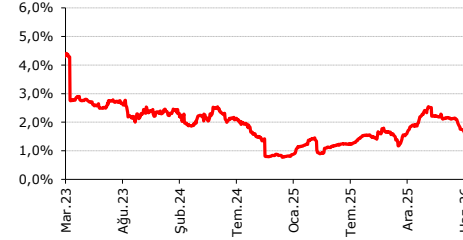
HALKB -



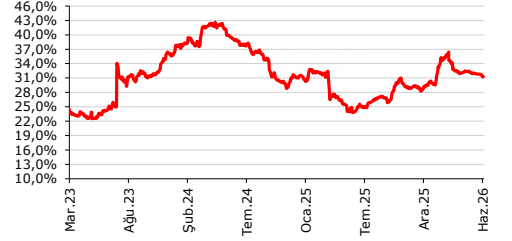
ISCTR -



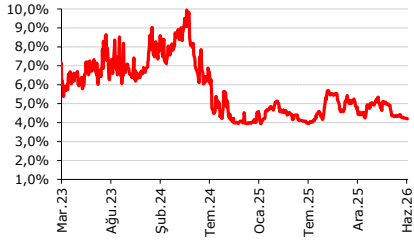
VAKBN -



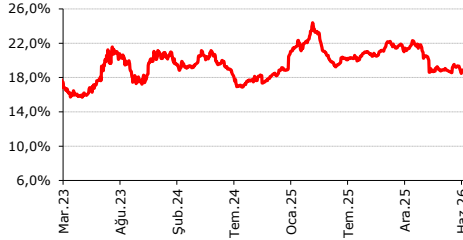
YKBNK -



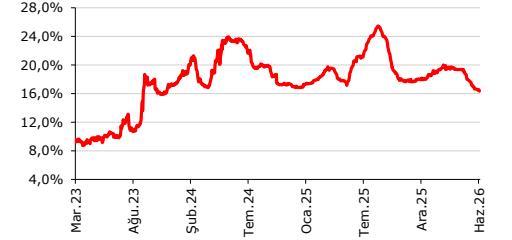
SKBNK -



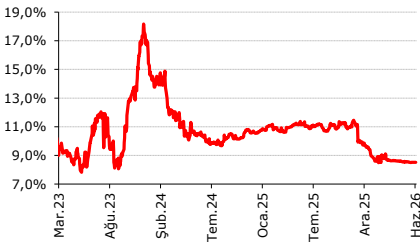
TSKB -



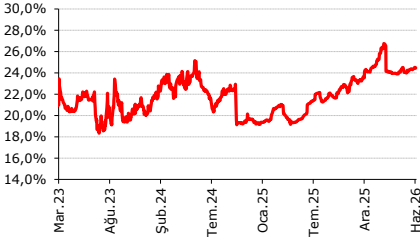
ALBRK -



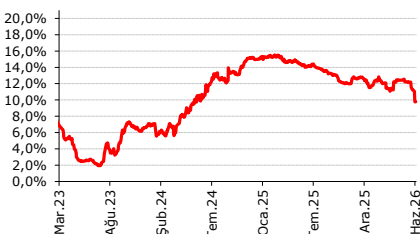
AKCNS



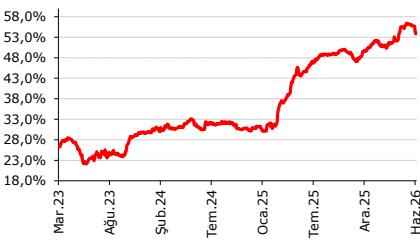
AKGRT



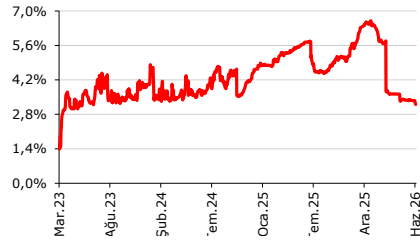
ANHYT



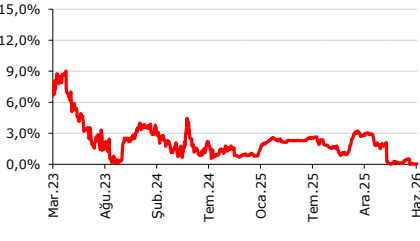
ASELS



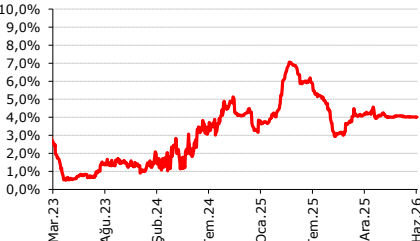
BAGFS



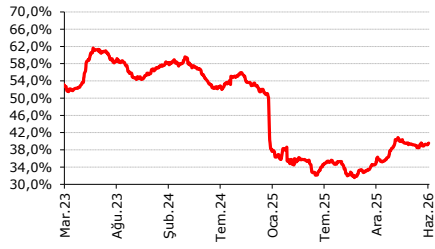
BIZIM



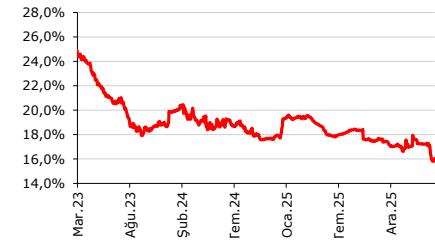
CLEBI



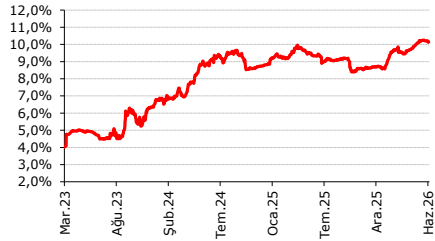
AEFES



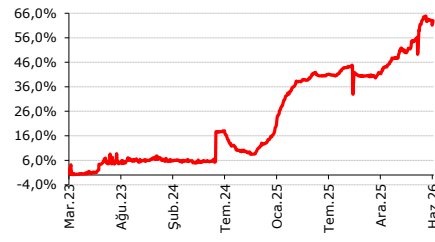
AKSA



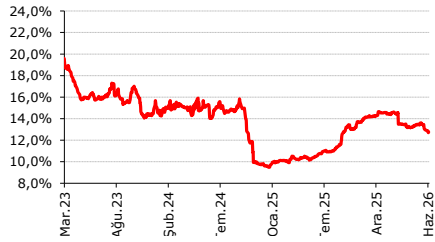
ANSGR



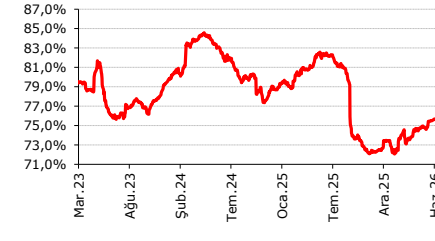
ASTOR



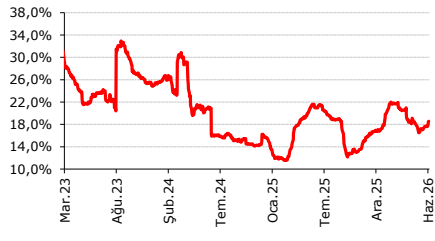
YATAS



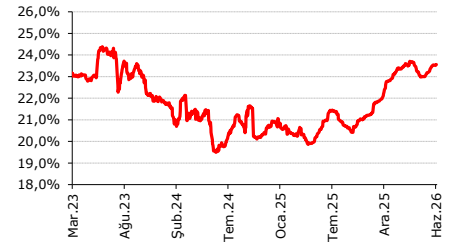
CCOLA



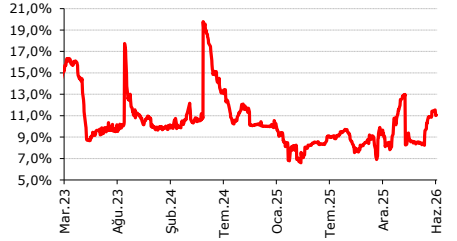
DOAS



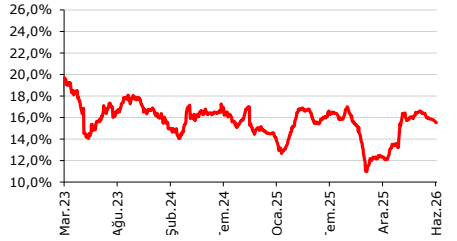
AGHOL



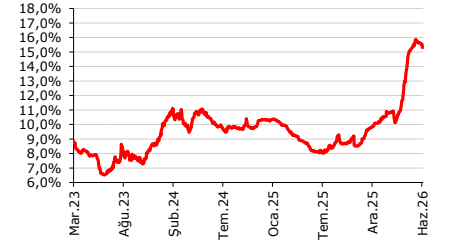
ALARK



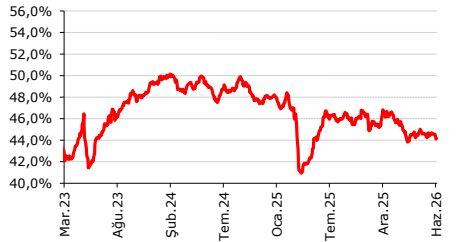
ARCLK



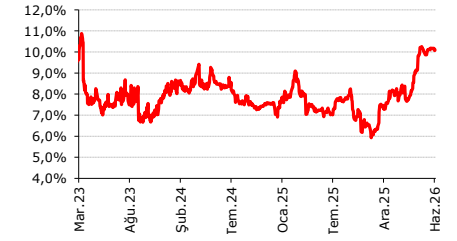
AYGAZ



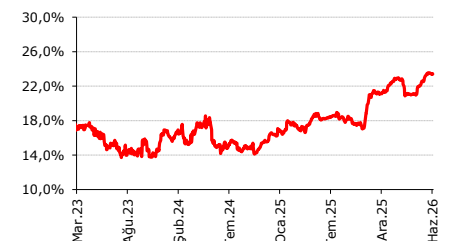
BIMAS

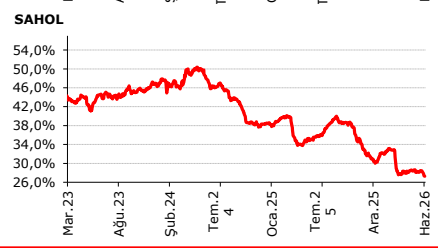
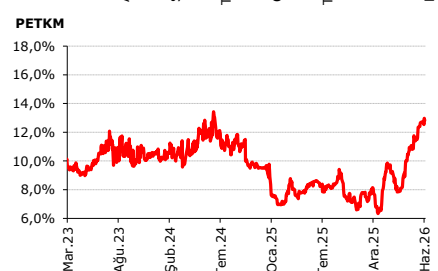
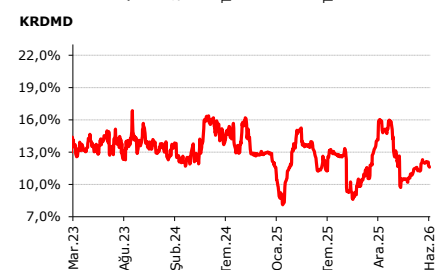
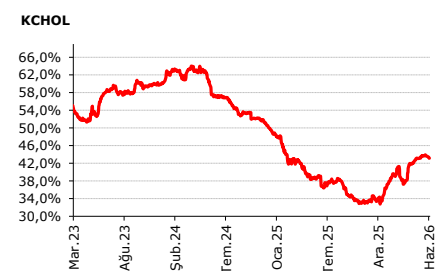
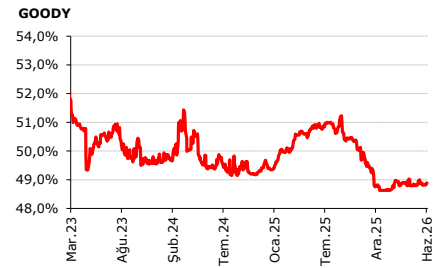
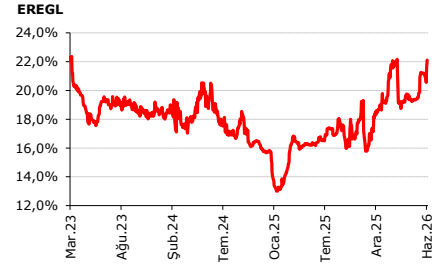
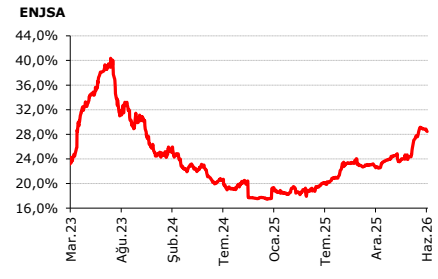
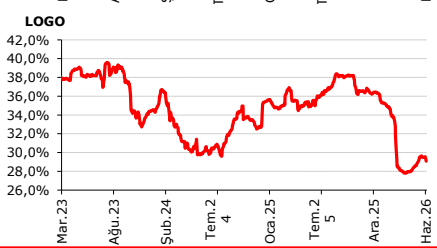
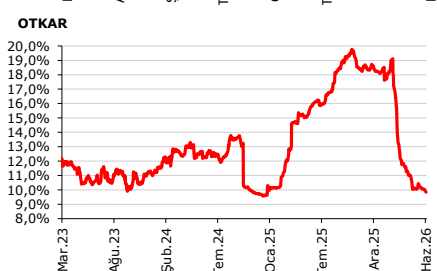
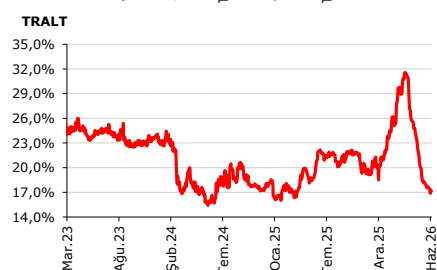
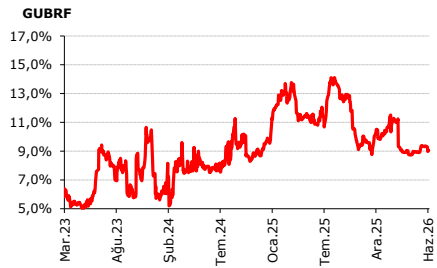
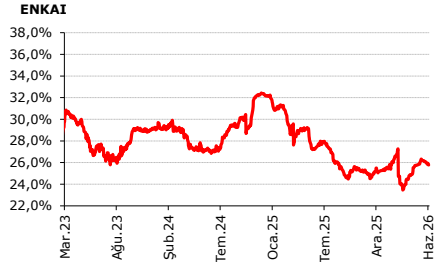
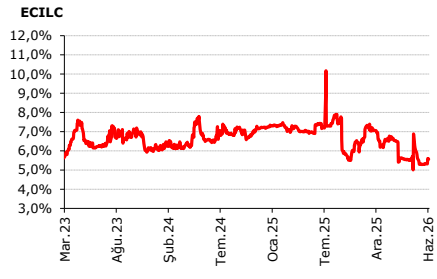
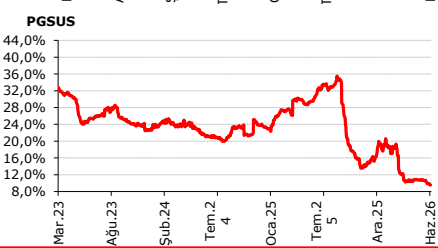
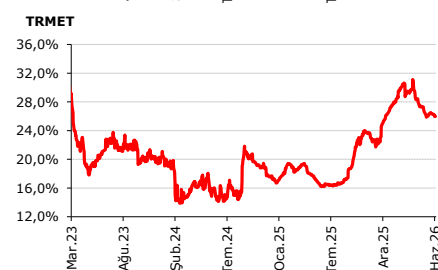
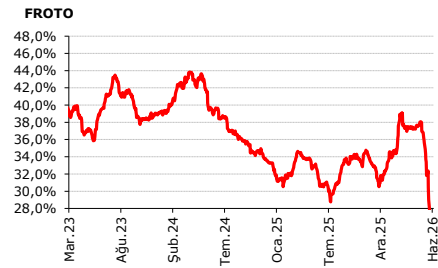
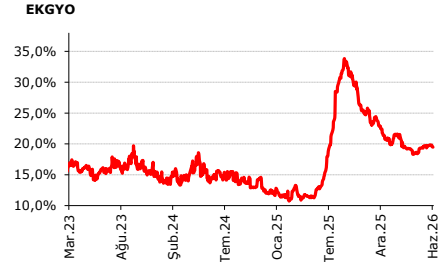


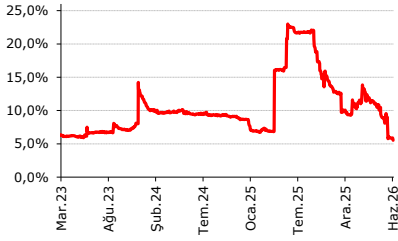
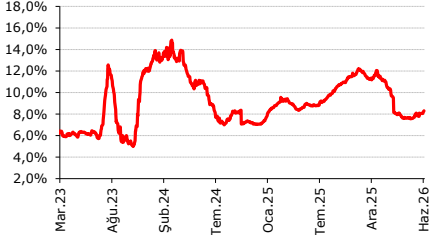
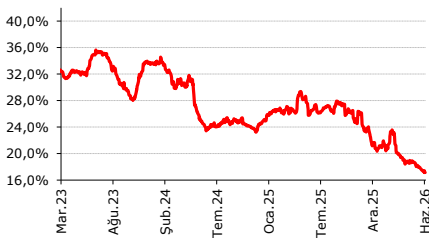
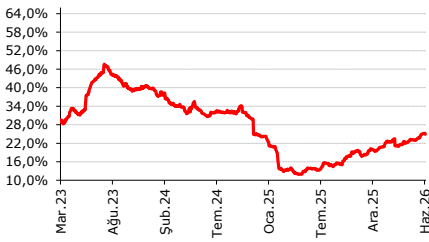
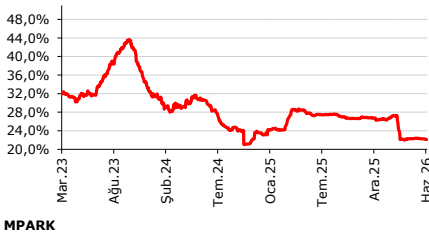
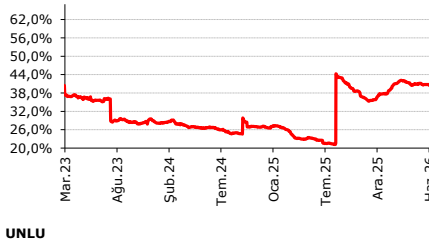
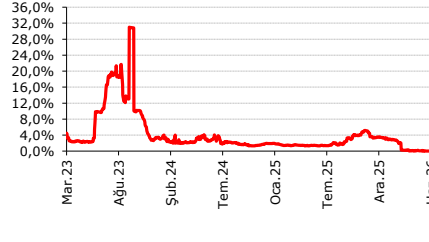
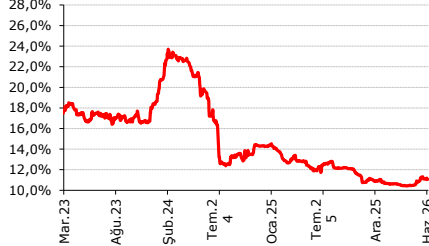
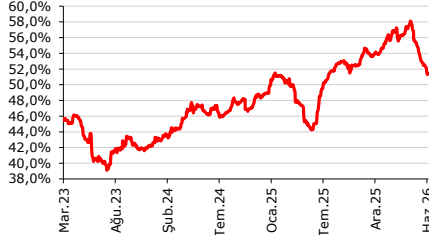
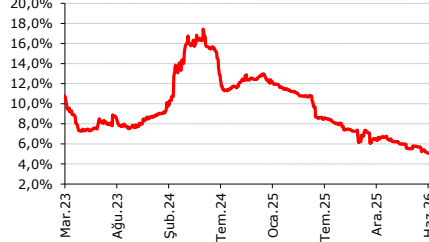
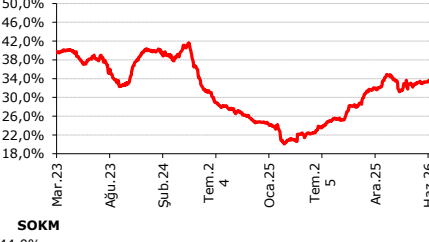
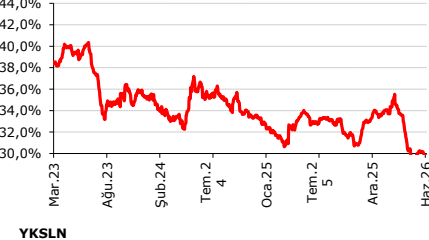
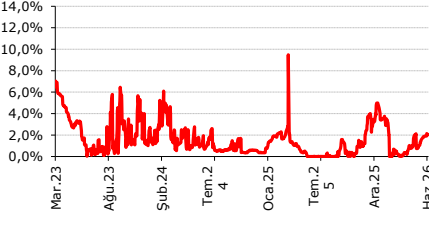
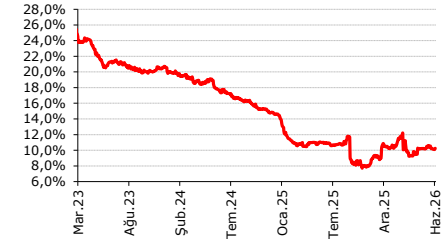
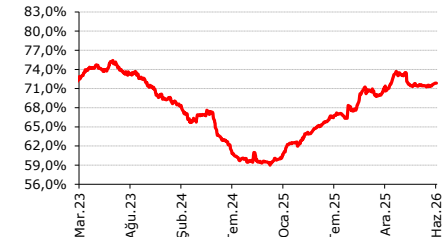
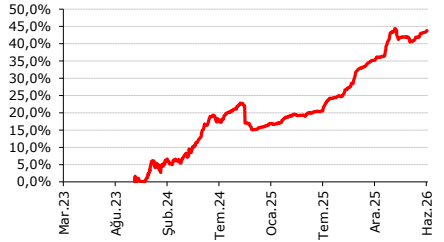
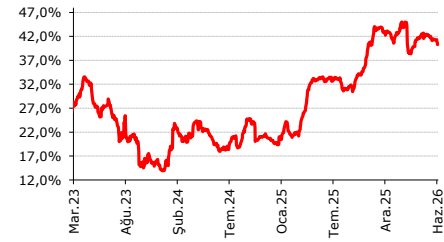
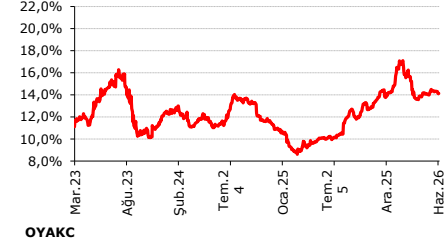
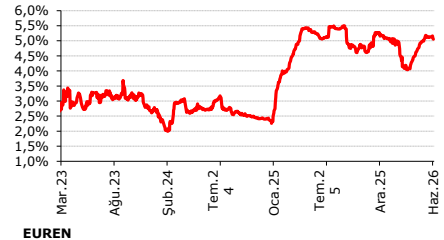
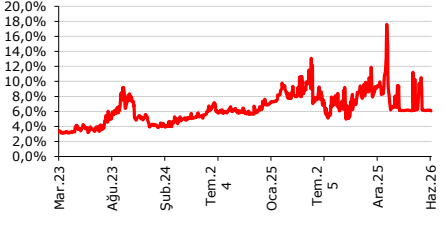
CIMS A



DOHOL





SASA**INDES****THYAO****TOASO****TTRAK****MPARK****UNLU****SELEC****TAVHL****TKFEN****VESBE****TUPRS****SOKM****YKSLN****SISE****TCELL****TABGD****TTKOM****ULKER****OYAKC****EUREN**

Son 1 haftaya göre yabancı takas değişim sıralaması (Citi-Deut)

| Hisse | 31.12.2025 | 6.03.2026 | 5.05.2026 | 26.05.2026 | 5.06.2026 | YBB (bazp) | 3ay (bazp) | 1ay (bazp) | 1 hafta(bazp) |
|--------|------------|-----------|-----------|------------|-----------|------------|------------|------------|---------------|
| HALKB | 0,48% | 0,44% | 0,38% | 0,43% | 0,43% | -4,68 | -0,45 | 5,22 | 0,42 |
| GARAN | 7,80% | 6,86% | 5,50% | 4,93% | 4,84% | -295,74 | -201,27 | -65,52 | -8,40 |
| VAKBN | 1,89% | 2,21% | 2,15% | 1,75% | 1,58% | -30,57 | -62,33 | -56,38 | -16,73 |
| ALBRK | 17,98% | 19,68% | 17,84% | 16,65% | 16,34% | -163,29 | -333,59 | -149,68 | -30,54 |
| TSKB | 21,45% | 18,80% | 18,56% | 19,33% | 18,87% | -257,66 | 7,28 | 31,26 | -45,77 |
| ISCTR | 24,58% | 24,66% | 27,74% | 27,62% | 27,15% | 257,12 | 248,49 | -59,45 | -47,32 |
| YKBNK | 29,94% | 34,02% | 31,89% | 31,80% | 31,22% | 128,55 | -279,57 | -66,64 | -57,38 |
| AKBNK | 49,02% | 54,45% | 49,28% | 49,01% | 45,02% | -400,31 | -943,87 | -426,34 | -399,90 |
| ISDMR | 13,26% | 17,18% | 16,00% | 16,23% | 18,49% | 523,49 | 131,27 | 249,21 | 226,65 |
| SMRTG | 7,45% | 7,76% | 6,68% | 8,81% | 9,83% | 237,62 | 206,58 | 314,93 | 101,41 |
| EREGL | 18,99% | 19,21% | 19,52% | 21,19% | 22,10% | 311,12 | 289,49 | 258,81 | 91,50 |
| DOAS | 17,06% | 20,65% | 16,71% | 17,66% | 18,57% | 150,82 | -208,06 | 185,82 | 90,98 |
| ODINE | 3,05% | 4,82% | 4,23% | 3,34% | 4,19% | 113,07 | -63,59 | -4,19 | 84,90 |
| ALCTL | 1,92% | 0,25% | 1,29% | 1,39% | 2,03% | 10,91 | 177,76 | 73,55 | 63,55 |
| KAREL | 5,25% | 5,08% | 8,17% | 9,31% | 9,92% | 467,03 | 484,56 | 175,22 | 61,25 |
| TABGD | 36,05% | 41,55% | 41,96% | 43,23% | 43,81% | 776,81 | 226,07 | 185,05 | 58,24 |
| EBEBK | 9,66% | 9,99% | 10,14% | 9,39% | 9,90% | 24,09 | -8,87 | -23,72 | 51,46 |
| MAVI | 28,68% | 33,75% | 35,84% | 36,12% | 36,63% | 794,57 | 287,98 | 78,76 | 50,53 |
| ORGE | 18,45% | 18,46% | 23,54% | 23,72% | 24,20% | 574,94 | 573,94 | 66,57 | 47,99 |
| BSCOKE | 7,79% | 7,85% | 10,35% | 9,99% | 10,36% | 256,70 | 250,74 | 0,71 | 36,60 |
| RGYAS | 51,38% | 48,73% | 51,52% | 20,75% | 21,06% | -3032,07 | -2766,88 | -3045,68 | 30,66 |
| ZOREN | 8,78% | 9,42% | 10,05% | 11,20% | 11,51% | 273,10 | 208,24 | 145,13 | 30,38 |
| AEFES | 35,31% | 40,04% | 38,50% | 39,28% | 39,57% | 425,44 | -47,50 | 106,95 | 28,29 |
| NETAS | 1,63% | 0,03% | 0,08% | 0,35% | 0,62% | -100,89 | 58,83 | 53,88 | 27,26 |
| INDES | 11,81% | 8,04% | 7,70% | 8,05% | 8,30% | -350,84 | 25,83 | 60,07 | 25,13 |
| TUPRS | 32,13% | 31,28% | 33,24% | 33,29% | 33,54% | 140,14 | 225,82 | 29,80 | 24,52 |
| ECILC | 6,18% | 5,62% | 5,38% | 5,32% | 5,57% | -61,60 | -4,91 | 18,91 | 24,42 |
| KORDS | 4,63% | 5,03% | 5,08% | 5,25% | 5,44% | 80,90 | 40,43 | 36,24 | 18,69 |
| CWENE | 7,20% | 7,29% | 8,47% | 9,57% | 9,76% | 255,50 | 247,13 | 128,41 | 18,66 |
| HLGYO | 3,86% | 3,00% | 3,63% | 3,17% | 3,35% | -51,74 | 34,34 | -28,23 | 17,11 |
| ELITE | 0,09% | 0,05% | 0,17% | 0,02% | 0,19% | 9,53 | 13,31 | 1,99 | 16,49 |
| PEKGY | 7,76% | 8,59% | 7,49% | 7,70% | 7,87% | 10,63 | -72,68 | 37,60 | 16,15 |
| TECELL | 71,16% | 71,68% | 71,32% | 71,69% | 71,86% | 69,48 | 17,62 | 53,31 | 16,08 |
| AKGRT | 24,13% | 24,12% | 24,00% | 24,31% | 24,46% | 33,50 | 33,98 | 46,45 | 14,98 |
| RYSAS | 56,67% | 57,65% | 57,72% | 58,20% | 58,34% | 166,96 | 69,31 | 62,53 | 14,58 |
| TRENJ | 9,48% | 11,57% | 13,64% | 13,12% | 13,27% | 378,16 | 169,12 | -37,79 | 14,29 |
| CCOLA | 73,42% | 73,47% | 74,68% | 75,49% | 75,62% | 220,81 | 215,67 | 94,83 | 13,18 |
| PENTA | 7,41% | 6,06% | 5,86% | 6,37% | 6,50% | -91,10 | 43,86 | 64,04 | 12,46 |
| PETKM | 6,44% | 7,84% | 11,40% | 12,71% | 12,83% | 638,97 | 498,93 | 143,34 | 12,12 |
| KRDMA | 7,10% | 9,93% | 8,04% | 8,05% | 8,16% | 105,91 | -176,56 | 12,39 | 10,72 |
| IHAAS | 45,92% | 39,17% | 39,14% | 39,09% | 39,20% | -672,54 | 2,44 | 5,22 | 10,49 |
| LYDHO | 15,83% | 4,99% | 5,90% | 6,13% | 6,23% | -959,78 | 123,58 | 32,52 | 10,22 |
| IZMDC | 5,75% | 5,25% | 4,97% | 5,17% | 5,27% | -48,35 | 1,94 | 30,14 | 10,09 |
| YYLGD | 6,96% | 6,20% | 6,73% | 5,56% | 5,66% | -130,10 | -53,89 | -106,92 | 9,54 |
| YKSLN | 4,79% | 0,06% | 0,83% | 1,91% | 2,01% | -278,17 | 195,15 | 118,15 | 9,19 |
| RYGYO | 37,43% | 40,64% | 41,89% | 41,91% | 42,00% | 456,75 | 135,68 | 10,95 | 9,00 |
| KARSN | 2,88% | 2,68% | 3,28% | 3,46% | 3,55% | 66,96 | 86,95 | 26,61 | 8,94 |
| SISE | 10,30% | 9,68% | 10,21% | 10,17% | 10,26% | -4,14 | 58,17 | 4,47 | 8,88 |
| AKSGY | 6,38% | 5,32% | 5,36% | 5,39% | 5,47% | -90,95 | 14,81 | 11,03 | 7,85 |
| VAKKO | 6,79% | 6,82% | 7,96% | 8,02% | 8,09% | 130,28 | 127,41 | 13,28 | 7,52 |
| GOODY | 48,63% | 48,79% | 48,83% | 48,81% | 48,89% | 25,49 | 9,86 | 5,44 | 7,24 |
| GENIL | 18,30% | 9,06% | 8,28% | 9,88% | 9,95% | -834,50 | 89,51 | 167,76 | 6,87 |
| MGROS | 29,89% | 33,41% | 36,74% | 36,69% | 36,76% | 686,85 | 335,50 | 2,35 | 6,70 |
| TRCAS | 3,55% | 2,58% | 2,16% | 1,92% | 1,97% | -158,12 | -60,56 | -19,15 | 5,65 |
| NTHOL | 5,16% | 4,67% | 3,51% | 3,39% | 3,43% | -172,81 | -123,65 | -7,68 | 4,57 |
| ASUZU | 7,50% | 6,58% | 6,84% | 6,42% | 6,47% | -103,56 | -11,74 | -37,79 | 4,10 |
| ESEN | 5,22% | 5,87% | 4,22% | 4,18% | 4,22% | -99,59 | -164,68 | -0,01 | 4,07 |
| REEDR | 6,97% | 7,06% | 8,01% | 8,05% | 8,08% | 110,95 | 101,92 | 7,79 | 3,82 |
| VESTL | 2,26% | 2,39% | 2,56% | 1,93% | 1,97% | -29,25 | -42,55 | -59,38 | 3,42 |
| DESA | 13,61% | 12,71% | 13,07% | 12,94% | 12,97% | -64,08 | 25,72 | -10,05 | 2,21 |

| | | | | | | | | | |
|-------|--------|--------|--------|--------|--------|---------|---------|---------|-------|
| AKSEN | 3,62% | 3,57% | 3,87% | 4,23% | 4,25% | 62,28 | 67,65 | 37,53 | 2,15 |
| NTGAZ | 2,70% | 5,64% | 6,38% | 6,65% | 6,67% | 397,52 | 102,86 | 29,41 | 1,96 |
| TMSN | 4,96% | 4,45% | 4,17% | 4,11% | 4,12% | -84,01 | -32,54 | -4,13 | 1,52 |
| AGHOL | 22,80% | 23,54% | 23,16% | 23,54% | 23,56% | 75,29 | 1,99 | 39,48 | 1,23 |
| MNDTR | 82,36% | 82,36% | 82,41% | 82,36% | 82,37% | 1,00 | 0,99 | -4,32 | 1,10 |
| CMBTN | 0,11% | 0,17% | 0,18% | 0,07% | 0,08% | -2,77 | -9,29 | -9,56 | 0,81 |
| MIATK | 2,97% | 4,09% | 5,31% | 4,39% | 4,40% | 142,90 | 30,92 | -90,86 | 0,66 |
| AYDEM | 18,78% | 18,85% | 19,58% | 19,07% | 19,08% | 29,60 | 22,63 | -50,59 | 0,55 |
| KAYSE | 9,55% | 9,59% | 10,00% | 9,87% | 9,87% | 32,21 | 28,22 | -13,24 | 0,38 |
| SNGYO | 4,46% | 4,14% | 4,18% | 4,12% | 4,12% | -34,33 | -2,33 | -5,50 | 0,38 |
| SKTAS | 0,21% | 0,13% | 0,24% | 0,01% | 0,01% | -19,80 | -12,08 | -22,69 | 0,28 |
| BIZIM | 2,90% | 0,09% | 0,51% | 0,02% | 0,03% | -287,34 | -5,98 | -47,91 | 0,26 |
| MAALT | 0,34% | 0,23% | 0,27% | 0,10% | 0,10% | -23,72 | -12,48 | -16,69 | 0,16 |
| KLNMA | 0,06% | 0,06% | 0,06% | 0,06% | 0,06% | 0,00 | 0,00 | 0,00 | 0,00 |
| AKCNS | 9,52% | 8,66% | 8,57% | 8,52% | 8,51% | -100,82 | -14,66 | -5,26 | -0,09 |
| OZKGY | 7,21% | 6,83% | 6,55% | 6,41% | 6,41% | -79,63 | -41,48 | -14,16 | -0,22 |
| ADGYO | 1,11% | 0,21% | 0,15% | 0,19% | 0,18% | -92,58 | -2,50 | 3,46 | -0,41 |
| LINK | 5,79% | 7,60% | 6,07% | 5,62% | 5,62% | -17,37 | -198,60 | -44,86 | -0,47 |
| GOLTS | 6,07% | 6,15% | 6,25% | 5,99% | 5,99% | -8,44 | -16,54 | -26,60 | -0,51 |
| CLEBI | 4,22% | 4,00% | 4,02% | 4,02% | 4,01% | -20,69 | 0,61 | -1,00 | -0,67 |
| AKFYE | 26,25% | 26,54% | 24,76% | 24,71% | 24,70% | -154,78 | -183,32 | -6,07 | -0,79 |
| LKMNH | 2,44% | 1,39% | 1,36% | 1,37% | 1,36% | -107,81 | -2,83 | -0,10 | -0,86 |
| VAKFN | 1,77% | 1,76% | 1,99% | 1,80% | 1,79% | 1,60 | 2,28 | -19,98 | -0,99 |
| PETUN | 3,93% | 0,25% | 0,33% | 0,17% | 0,16% | -377,43 | -8,72 | -16,74 | -1,11 |
| UNLU | 3,25% | 0,21% | 0,15% | 0,02% | 0,01% | -323,86 | -19,83 | -13,80 | -1,15 |
| GOZDE | 4,64% | 0,96% | 0,84% | 0,72% | 0,70% | -394,06 | -25,15 | -13,21 | -1,15 |
| BUCIM | 3,48% | 3,38% | 3,33% | 3,29% | 3,28% | -20,50 | -10,21 | -5,23 | -1,25 |
| DYOBY | 0,30% | 0,24% | 0,12% | 0,10% | 0,08% | -21,38 | -15,14 | -3,45 | -1,37 |
| NATEN | 0,90% | 0,88% | 0,77% | 0,72% | 0,71% | -19,19 | -17,56 | -6,59 | -1,44 |
| AKFGY | 4,02% | 3,95% | 3,64% | 3,58% | 3,57% | -45,04 | -38,82 | -7,53 | -1,55 |
| KMPUR | 4,58% | 4,46% | 5,46% | 5,45% | 5,43% | 85,50 | 96,92 | -2,36 | -1,69 |
| AFYON | 1,74% | 1,92% | 1,72% | 1,54% | 1,53% | -21,17 | -39,05 | -19,16 | -1,76 |
| DEVA | 0,69% | 0,31% | 0,29% | 0,40% | 0,39% | -30,50 | 7,18 | 9,22 | -1,84 |
| ODAS | 8,61% | 7,25% | 7,49% | 7,57% | 7,54% | -107,17 | 29,15 | 5,34 | -2,40 |
| BRISA | 7,14% | 6,37% | 6,35% | 6,30% | 6,28% | -86,29 | -9,48 | -7,41 | -2,41 |
| SARKY | 4,70% | 6,65% | 6,21% | 6,03% | 6,01% | 130,09 | -64,06 | -20,64 | -2,71 |
| PKART | 30,46% | 30,56% | 30,49% | 30,56% | 30,53% | 7,52 | -2,92 | 4,11 | -2,77 |
| BASGZ | 7,37% | 7,18% | 7,23% | 7,08% | 7,04% | -32,97 | -13,29 | -18,78 | -3,03 |
| PINSU | 0,34% | 0,20% | 0,16% | 0,16% | 0,12% | -21,19 | -7,14 | -3,24 | -3,26 |
| POLHO | 10,21% | 9,87% | 9,34% | 7,72% | 7,68% | -253,14 | -219,09 | -166,16 | -3,50 |
| SELEC | 11,06% | 10,57% | 10,79% | 11,09% | 11,06% | -0,88 | 48,48 | 26,88 | -3,51 |
| SKBNK | 4,44% | 4,77% | 4,33% | 4,24% | 4,20% | -23,86 | -56,32 | -12,97 | -3,52 |
| CANTE | 4,31% | 4,65% | 5,72% | 4,97% | 4,93% | 62,50 | 27,89 | -79,16 | -3,66 |
| RAYSG | 84,98% | 84,78% | 84,82% | 84,83% | 84,79% | -18,92 | 0,59 | -3,42 | -3,81 |
| GENTS | 0,33% | 0,32% | 0,40% | 0,48% | 0,44% | 10,98 | 11,98 | 3,29 | -3,85 |
| PNSUT | 1,48% | 0,15% | 0,35% | 0,32% | 0,28% | -119,70 | 12,63 | -6,73 | -3,90 |
| ALKIM | 5,86% | 5,60% | 5,58% | 5,51% | 5,47% | -39,19 | -13,11 | -10,94 | -4,13 |
| ARDYZ | 2,58% | 1,04% | 1,25% | 1,29% | 1,25% | -133,98 | 20,20 | -0,86 | -4,21 |
| GLYHO | 14,66% | 13,07% | 12,32% | 12,28% | 12,24% | -242,19 | -82,85 | -8,01 | -4,54 |
| HTTBT | 22,19% | 18,90% | 18,26% | 18,19% | 18,14% | -405,01 | -75,92 | -11,98 | -4,69 |
| KRVGD | 11,10% | 8,79% | 10,49% | 10,88% | 10,83% | -27,32 | 204,25 | 33,83 | -4,75 |
| BIOEN | 7,38% | 7,49% | 7,11% | 7,23% | 7,18% | -19,17 | -30,68 | 7,84 | -4,90 |
| TUKAS | 3,87% | 3,96% | 3,73% | 3,74% | 3,69% | -17,99 | -26,40 | -3,41 | -5,00 |
| OYYAT | 8,28% | 7,71% | 8,48% | 8,31% | 8,26% | -2,39 | 54,51 | -22,64 | -5,51 |
| TKNSA | 1,84% | 0,90% | 0,78% | 0,77% | 0,72% | -112,74 | -18,12 | -6,74 | -5,56 |
| ANSGR | 8,71% | 9,55% | 10,13% | 10,21% | 10,15% | 143,65 | 60,21 | 2,36 | -5,99 |
| AHGAZ | 11,74% | 10,33% | 10,30% | 10,98% | 10,92% | -82,59 | 58,31 | 61,88 | -6,36 |
| OYAKC | 5,08% | 4,17% | 4,99% | 5,12% | 5,06% | -2,28 | 89,11 | 6,82 | -6,67 |
| ECZYT | 4,89% | 3,14% | 2,63% | 2,63% | 2,57% | -232,56 | -57,71 | -6,25 | -6,68 |
| VERUS | 37,55% | 37,19% | 37,46% | 37,52% | 37,45% | -9,88 | 25,46 | -1,38 | -6,74 |
| KCAER | 14,72% | 12,75% | 11,24% | 10,37% | 10,29% | -442,12 | -245,48 | -95,00 | -7,26 |
| KONYA | 3,17% | 3,04% | 2,86% | 2,67% | 2,59% | -57,99 | -44,59 | -26,06 | -7,96 |
| SMART | 0,30% | 0,30% | 0,36% | 0,38% | 0,29% | -0,72 | -0,01 | -6,79 | -8,05 |

| | | | | | | | | | |
|-------|--------|--------|--------|--------|--------|----------|----------|---------|--------|
| EGEEN | 9,67% | 6,30% | 6,23% | 6,22% | 6,14% | -352,84 | -15,99 | -9,05 | -8,35 |
| KARTN | 1,74% | 1,65% | 0,18% | 0,16% | 0,07% | -167,35 | -157,95 | -11,09 | -8,75 |
| CIMSA | 7,63% | 7,77% | 9,90% | 10,17% | 10,08% | 245,04 | 231,40 | 18,27 | -9,33 |
| EUREN | 8,57% | 6,13% | 10,49% | 6,18% | 6,08% | -248,73 | -4,48 | -440,74 | -9,95 |
| ARENA | 0,22% | 0,06% | 0,07% | 0,16% | 0,06% | -15,50 | -0,35 | -0,74 | -10,30 |
| CEMTS | 2,39% | 1,25% | 1,16% | 1,12% | 1,00% | -138,41 | -24,54 | -15,68 | -11,50 |
| ISGYO | 7,82% | 7,40% | 7,22% | 6,97% | 6,85% | -96,92 | -55,35 | -37,12 | -11,89 |
| VESBE | 6,66% | 5,98% | 5,69% | 5,19% | 5,07% | -159,57 | -90,71 | -61,67 | -12,56 |
| DOHOL | 21,32% | 20,94% | 22,52% | 23,53% | 23,40% | 208,16 | 246,41 | 87,83 | -13,11 |
| INVES | 7,57% | 6,74% | 7,07% | 6,94% | 6,80% | -77,27 | 5,84 | -26,92 | -13,92 |
| TKFEN | 11,74% | 7,37% | 8,34% | 9,39% | 9,25% | -248,57 | 187,87 | 90,98 | -13,99 |
| NUHCM | 19,31% | 19,41% | 20,05% | 20,17% | 20,03% | 72,30 | 62,59 | -1,91 | -14,02 |
| TTRAK | 26,38% | 24,48% | 22,35% | 22,26% | 22,11% | -426,61 | -237,30 | -24,33 | -14,64 |
| TOASO | 19,69% | 21,09% | 23,08% | 25,04% | 24,89% | 520,51 | 380,68 | 181,31 | -15,04 |
| BAGFS | 6,45% | 3,69% | 3,38% | 3,35% | 3,20% | -325,02 | -48,32 | -17,14 | -15,13 |
| BFREN | 25,09% | 25,26% | 25,39% | 24,67% | 24,51% | -57,85 | -75,25 | -87,97 | -16,25 |
| POLTK | 29,65% | 26,00% | 26,19% | 26,22% | 26,04% | -360,83 | 3,91 | -14,91 | -17,44 |
| MPARK | 37,69% | 42,06% | 41,22% | 40,77% | 40,59% | 290,15 | -146,02 | -62,63 | -17,91 |
| AKSA | 17,08% | 17,60% | 15,98% | 16,02% | 15,83% | -124,31 | -176,43 | -14,52 | -19,11 |
| YATAS | 14,59% | 13,50% | 13,41% | 12,94% | 12,74% | -184,70 | -75,62 | -66,20 | -19,37 |
| AGROT | 3,73% | 4,60% | 3,46% | 3,65% | 3,45% | -27,36 | -114,60 | -1,09 | -19,56 |
| TATGD | 7,65% | 5,86% | 6,52% | 6,81% | 6,61% | -104,02 | 74,84 | 8,78 | -20,13 |
| BERA | 10,66% | 10,51% | 9,48% | 8,84% | 8,63% | -202,63 | -187,92 | -84,20 | -20,87 |
| ULKER | 14,22% | 15,26% | 14,00% | 14,33% | 14,11% | -10,86 | -114,70 | 11,52 | -21,28 |
| EUPWR | 9,17% | 8,17% | 12,47% | 12,97% | 12,75% | 358,41 | 457,82 | 27,92 | -21,62 |
| ARCLK | 12,08% | 15,81% | 16,00% | 15,78% | 15,54% | 346,24 | -26,57 | -46,06 | -23,59 |
| ALGYO | 3,96% | 3,56% | 2,24% | 2,41% | 2,17% | -178,97 | -138,82 | -6,39 | -23,62 |
| ESCOM | 1,74% | 6,72% | 2,57% | 0,96% | 0,72% | -102,50 | -600,33 | -184,85 | -23,86 |
| OTKAR | 18,24% | 13,33% | 10,07% | 10,08% | 9,83% | -840,32 | -349,33 | -23,89 | -24,20 |
| ASTOR | 44,17% | 49,94% | 64,46% | 63,16% | 62,92% | 1874,39 | 1297,05 | -154,77 | -24,49 |
| KZBGY | 4,76% | 4,71% | 4,72% | 4,14% | 3,88% | -87,64 | -82,55 | -83,72 | -26,20 |
| BRYAT | 4,33% | 4,10% | 4,16% | 4,34% | 4,07% | -26,04 | -2,88 | -8,82 | -27,26 |
| GSDHO | 11,89% | 10,40% | 10,63% | 10,40% | 10,12% | -177,06 | -28,20 | -51,10 | -27,62 |
| GWIND | 5,91% | 6,34% | 6,84% | 6,96% | 6,68% | 76,73 | 33,47 | -15,80 | -28,03 |
| ISFIN | 11,90% | 10,95% | 10,74% | 10,14% | 9,85% | -205,51 | -109,70 | -89,43 | -28,61 |
| ENKAI | 25,23% | 24,02% | 25,84% | 26,08% | 25,77% | 54,22 | 175,98 | -6,98 | -30,54 |
| ISMEN | 31,06% | 25,93% | 26,71% | 26,03% | 25,73% | -532,88 | -20,49 | -98,42 | -30,61 |
| GUBRF | 9,86% | 9,10% | 8,92% | 9,36% | 9,06% | -80,93 | -4,36 | 13,85 | -30,71 |
| PGSUS | 18,59% | 12,07% | 10,77% | 9,87% | 9,55% | -904,66 | -252,78 | -122,36 | -32,17 |
| ALFAS | 8,25% | 7,63% | 7,09% | 7,03% | 6,71% | -153,62 | -91,43 | -37,92 | -32,23 |
| BTCIM | 7,65% | 7,59% | 7,24% | 7,47% | 7,13% | -52,02 | -45,27 | -10,60 | -34,15 |
| SASA | 9,40% | 12,07% | 8,52% | 5,90% | 5,55% | -384,54 | -651,57 | -296,60 | -34,60 |
| THYAO | 20,35% | 20,19% | 18,31% | 17,49% | 17,15% | -319,94 | -304,51 | -116,09 | -34,64 |
| AYGAZ | 10,08% | 10,17% | 15,52% | 15,65% | 15,30% | 521,33 | 512,55 | -22,04 | -35,39 |
| EKGYO | 20,81% | 19,54% | 19,61% | 19,84% | 19,48% | -133,63 | -5,70 | -13,44 | -36,27 |
| TRMET | 26,31% | 29,49% | 26,20% | 26,34% | 25,97% | -34,22 | -351,64 | -22,59 | -36,53 |
| BIENY | 2,96% | 2,34% | 2,30% | 0,81% | 0,43% | -252,52 | -190,44 | -187,07 | -37,73 |
| QUAGR | 8,65% | 6,40% | 6,00% | 5,79% | 5,41% | -323,61 | -99,06 | -58,76 | -37,75 |
| IMASM | 4,63% | 5,06% | 4,77% | 5,05% | 4,67% | 4,31 | -39,36 | -9,99 | -37,99 |
| KLSEK | 5,30% | 5,24% | 5,07% | 4,73% | 4,34% | -96,44 | -90,72 | -73,48 | -39,13 |
| SOKM | 33,74% | 34,19% | 29,74% | 30,17% | 29,78% | -396,30 | -440,88 | 3,87 | -39,29 |
| TURSG | 6,12% | 5,62% | 6,40% | 9,98% | 9,58% | 346,72 | 396,72 | 318,92 | -39,32 |
| ALARK | 8,42% | 9,33% | 10,20% | 11,44% | 11,04% | 262,75 | 171,18 | 84,71 | -39,59 |
| LOGO | 36,32% | 28,41% | 28,72% | 29,48% | 29,08% | -723,60 | 66,69 | 35,86 | -40,23 |
| ENJSA | 22,56% | 23,54% | 27,76% | 28,87% | 28,47% | 590,95 | 492,73 | 71,31 | -40,25 |
| BIMAS | 46,32% | 43,82% | 44,28% | 44,59% | 44,14% | -218,64 | 32,06 | -14,49 | -45,17 |
| KCHOL | 33,94% | 38,09% | 43,16% | 43,61% | 43,15% | 920,50 | 505,73 | -1,52 | -46,59 |
| KRDMD | 15,02% | 10,43% | 11,27% | 12,12% | 11,60% | -341,23 | 116,89 | 32,93 | -51,31 |
| ESCAR | 30,04% | 23,55% | 27,33% | 28,53% | 27,92% | -212,18 | 436,63 | 58,41 | -61,28 |
| TRALT | 20,93% | 30,80% | 19,39% | 17,71% | 17,09% | -384,45 | -1371,35 | -229,71 | -61,90 |
| MTRKS | 1,73% | 0,78% | 1,65% | 1,79% | 1,06% | -67,67 | 27,59 | -59,15 | -72,90 |
| BRSAN | 10,49% | 9,00% | 4,32% | 5,36% | 4,60% | -589,50 | -440,51 | 27,72 | -76,32 |
| PASEU | 19,58% | 14,98% | 9,79% | 7,71% | 6,77% | -1280,86 | -820,97 | -301,28 | -94,17 |

| | | | | | | | | | |
|--------------|--------|--------|--------|--------|--------|----------|----------|----------|---------|
| EFOR | 16,68% | 9,91% | 22,25% | 17,10% | 16,16% | -51,83 | 625,20 | -608,67 | -94,20 |
| DAPGM | 9,60% | 9,46% | 6,09% | 9,82% | 8,86% | -74,31 | -60,88 | 276,39 | -96,08 |
| HEKTS | 8,93% | 8,89% | 9,00% | 9,15% | 8,16% | -77,03 | -72,77 | -83,53 | -99,16 |
| MAGEN | 11,39% | 12,55% | 12,71% | 12,87% | 11,88% | 49,04 | -66,45 | -82,59 | -99,27 |
| TTKOM | 42,80% | 38,38% | 42,35% | 41,29% | 40,29% | -251,19 | 190,35 | -206,71 | -100,64 |
| TAVHL | 54,02% | 55,90% | 54,68% | 52,50% | 51,44% | -258,29 | -446,00 | -323,88 | -106,04 |
| DOCO | 35,01% | 42,36% | 30,01% | 30,77% | 29,67% | -533,80 | -1269,59 | -34,62 | -110,00 |
| SAHOL | 30,59% | 28,38% | 28,41% | 28,43% | 27,27% | -331,77 | -110,81 | -113,63 | -115,45 |
| GESAN | 8,05% | 6,89% | 8,20% | 8,28% | 7,02% | -103,82 | 12,36 | -118,90 | -126,46 |
| ANHYT | 11,77% | 11,37% | 12,22% | 11,26% | 9,77% | -199,54 | -159,81 | -245,07 | -148,59 |
| ZRGYO | 6,87% | 6,79% | 6,52% | 6,40% | 4,77% | -210,76 | -201,97 | -175,09 | -162,96 |
| TRGYO | 20,18% | 17,27% | 14,98% | 14,19% | 12,50% | -767,98 | -476,14 | -247,31 | -168,54 |
| GRTHO | 18,66% | 17,71% | 10,71% | 9,53% | 7,74% | -1092,37 | -996,90 | -296,50 | -178,69 |
| KLRHO | 17,38% | 15,93% | 15,03% | 14,72% | 12,86% | -452,18 | -307,11 | -216,70 | -186,48 |
| TERA | 11,09% | 9,32% | 10,41% | 9,91% | 8,04% | -305,80 | -127,96 | -237,70 | -187,02 |
| ASELS | 50,54% | 51,46% | 56,08% | 55,74% | 53,83% | 329,28 | 237,55 | -224,57 | -190,97 |
| YEOTK | 6,42% | 6,08% | 5,87% | 9,13% | 6,93% | 51,40 | 84,88 | 106,02 | -220,01 |
| CRFSA | 9,38% | 9,76% | 8,92% | 4,48% | 1,62% | -775,75 | -814,22 | -729,69 | -285,90 |
| KONTR | 5,99% | 5,36% | 5,31% | 6,85% | 3,30% | -269,33 | -206,03 | -200,78 | -354,61 |
| FROTO | 32,20% | 37,28% | 36,61% | 27,71% | 21,27% | -1092,46 | -1601,29 | -1533,93 | -644,26 |
| AGESA | 54,02% | 57,42% | 56,21% | 56,12% | 47,31% | -671,07 | -1011,69 | -890,11 | -880,92 |

*Veriler Citibank+Deutsche takasını içermektedir.

AKYatırım

Bu rapor, Ak Yatırım Menkul Değerler A.Ş. tarafından, güvenilir olduğuna inanılan kaynaklardan elde edilen bilgi ve veriler kullanılarak hazırlanmıştır. Raporunda yer alan ifadeler, hiçbir şekilde veya suretle alış veya satış teklifi olarak değerlendirilmemelidir. Ak Yatırım, bu bilgilerin doğru, eksiksiz ve değişmez olduğunu garanti etmemektedir. Bu sebeple, okuyucuların, bu raporlardan elde edilen bilgilere dayanarak hareket etmeden önce, bilgilerin doğruluğunu teyit ettirmeleri önerilir ve bu bilgilere dayanarak aldıkları kararlarda sorumluluk kendilerine aittir. Bilgilerin eksikliği ve yanlışlığından Ak Yatırım hiçbir şekilde sorumlu tutulamaz. Ayrıca, Ak Yatırım'ın ve Akbank'ın tüm çalışanları ve danışmanlarının, herhangi bir şekilde bilgiler dolayısıyla ortaya çıkabilecek, doğrudan veya dolaylı zararlarla ilgili herhangi bir sorumluluğu yoktur. Burada yer alan bilgiler, bir yatırım tavsiyesi, yatırım aracının alım-satım önerisi ya da getiri vaadi değildir ve Yatırım Danışmanlığı kapsamında yer almamaktadır. Yatırım Danışmanlığı hizmeti; aracı kurumlar, portföy yönetim şirketleri, mevduat kabul etmeyen bankalar ile müşteri arasında imzalanacak Yatırım Danışmanlığı sözleşmesi çerçevesinde sunulmaktadır. Bunlara ilaveten, Ak Yatırım, raporların Internet üzerinden e-mail yoluyla alınması durumunda virüs, hatalı gönderim veya diğer herhangi bir teknik sebepten dolayı alıcının donanımına veya yazılımına gelebilecek herhangi bir zarardan dolayı sorumlu tutulamaz.

© Ak Yatırım Menkul Değerler A.Ş.