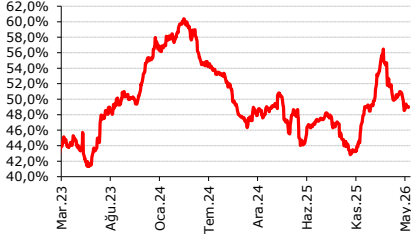
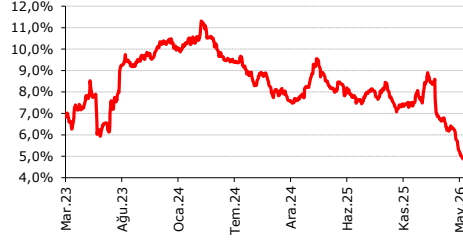


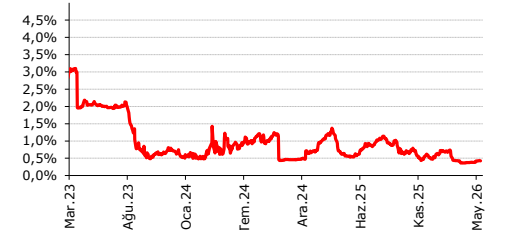
AKBNK -



GARAN -



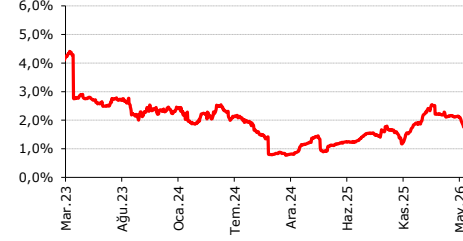
HALKB -



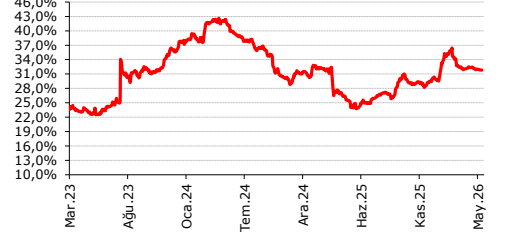
ISCTR -



VAKBN -



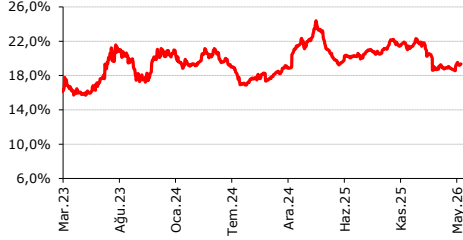
YKBNK -



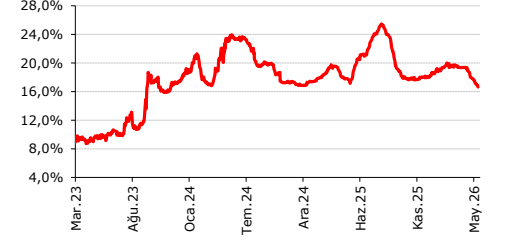
SKBNK -



TSKB -



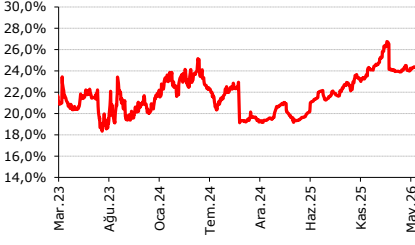
ALBRK -



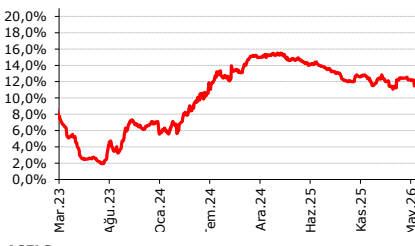
AKCNS



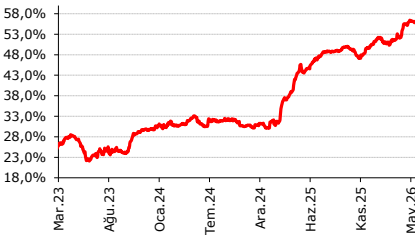
AKGRT



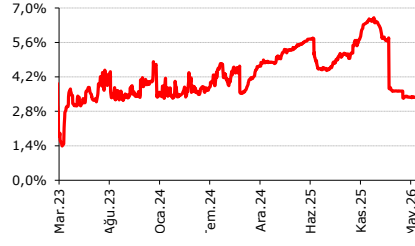
ANHYT



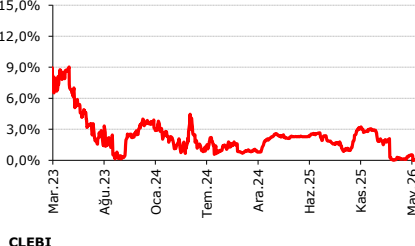
ASELS



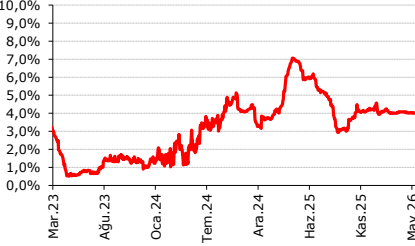
BAGFS



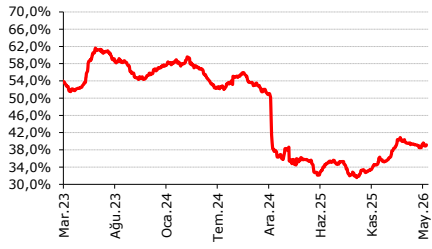
BIZIM



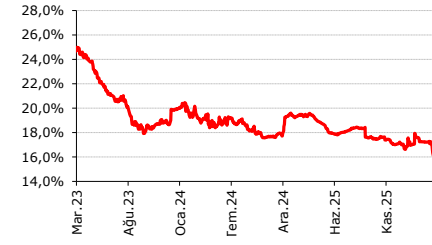
CLEBI



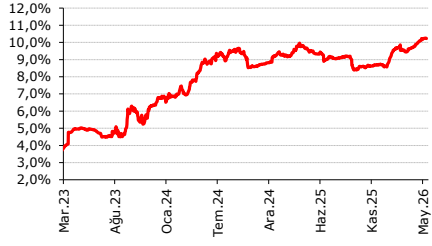
AEFES



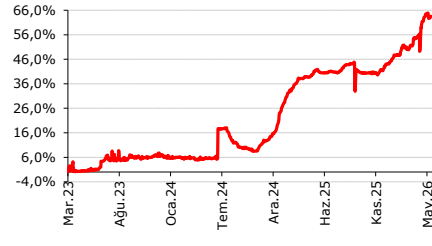
AKSA



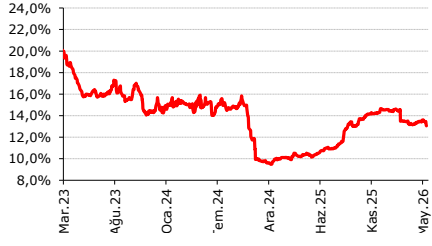
ANSGR



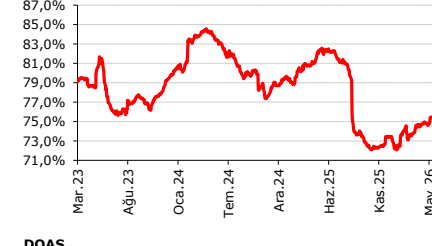
ASTOR



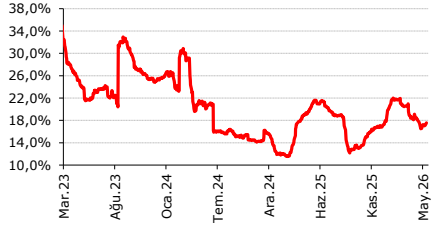
YATAS



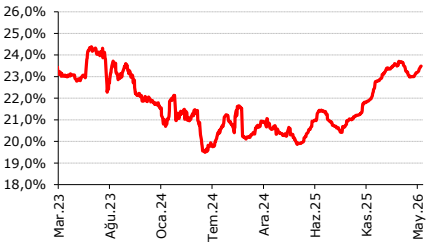
CCOLA



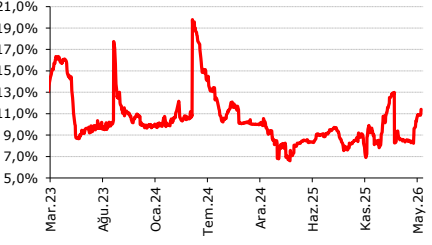
DOAS



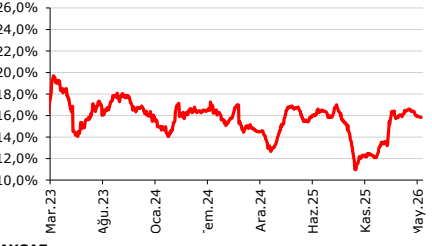
AGHOL



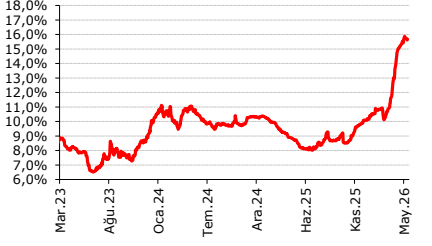
ALARK



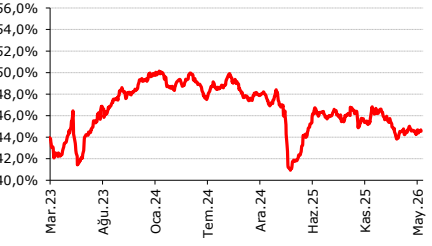
ARCLK



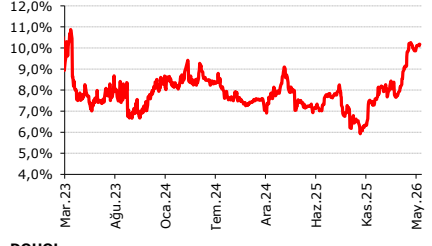
AYGAZ



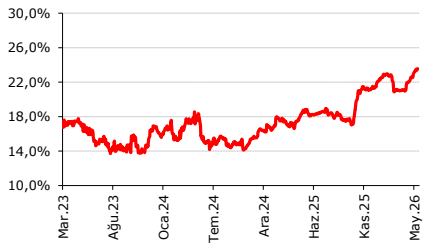
BIMAS

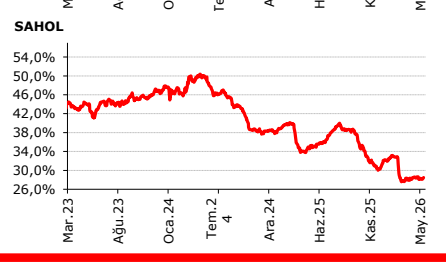
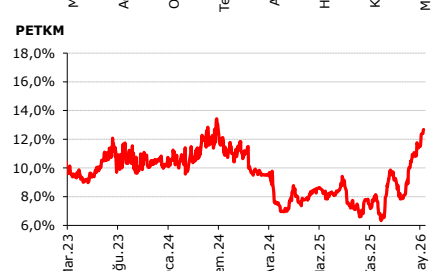
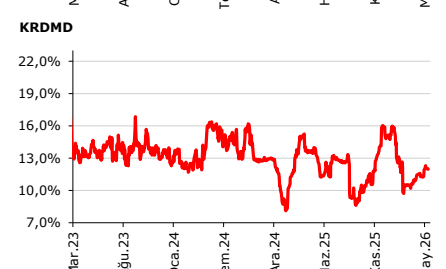
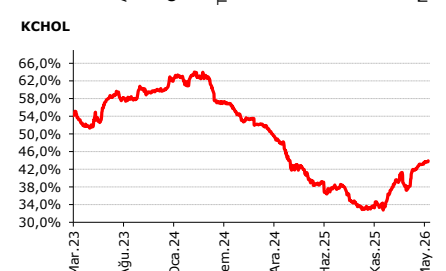
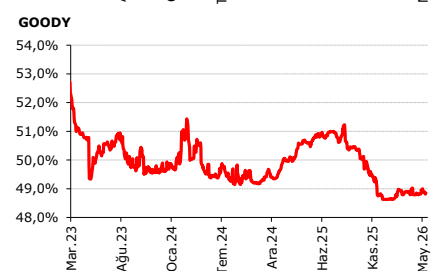
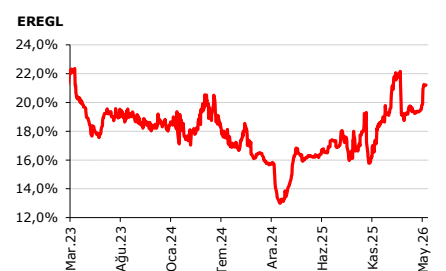
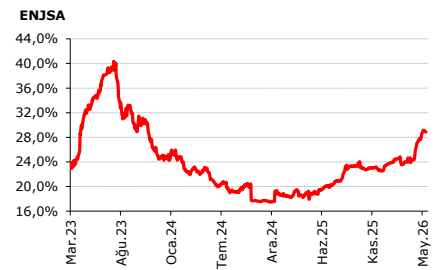
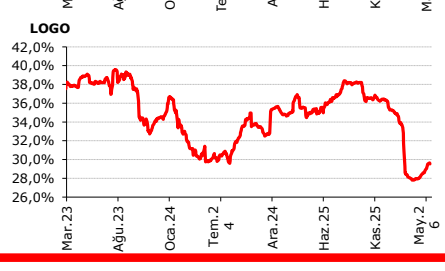
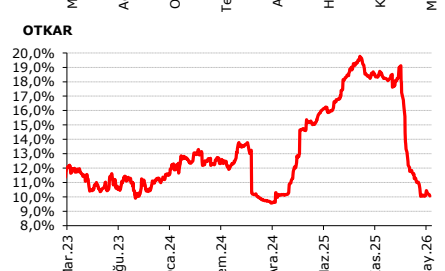
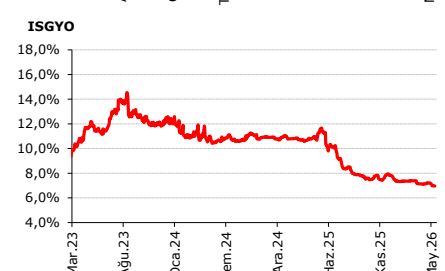
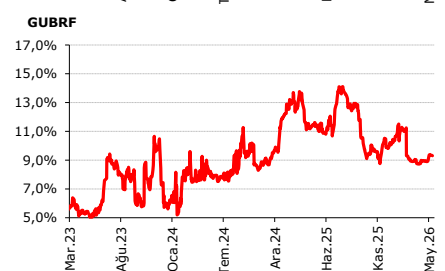
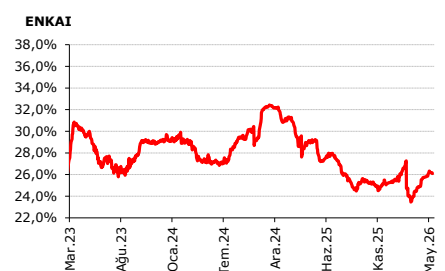
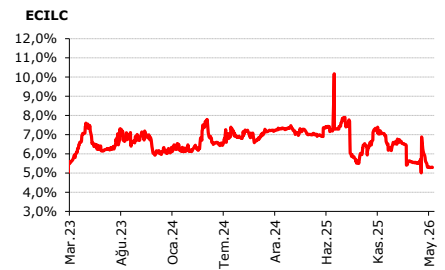
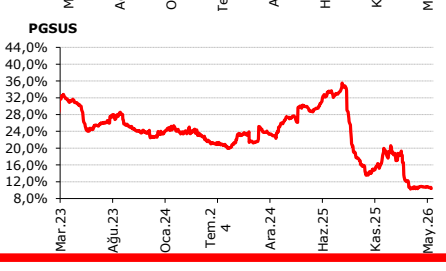
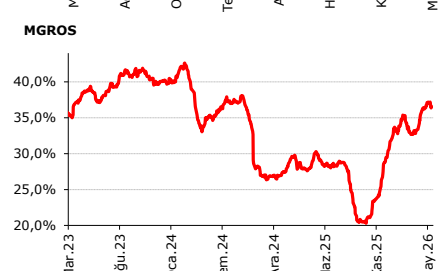
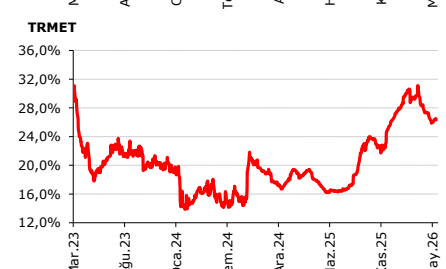
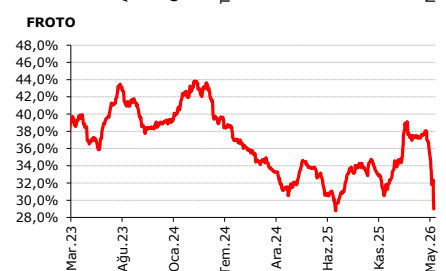
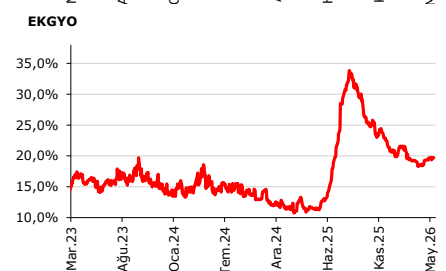


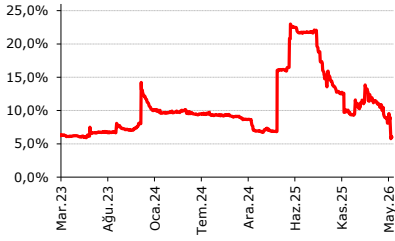
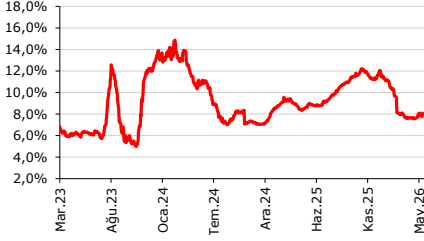
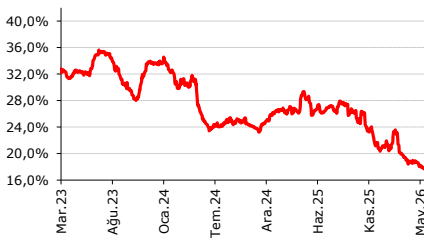
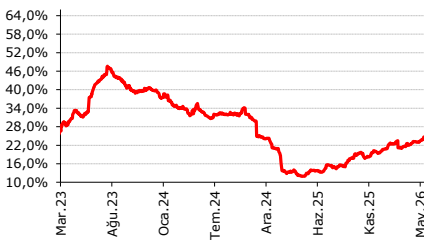
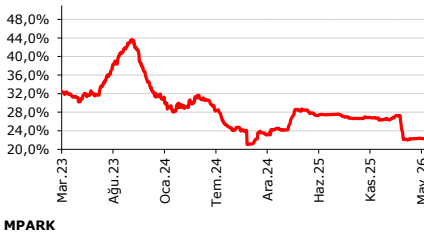
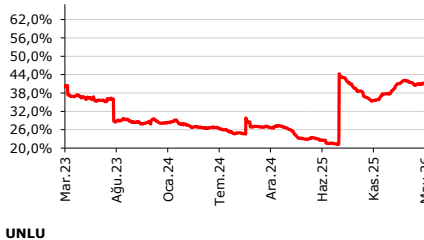
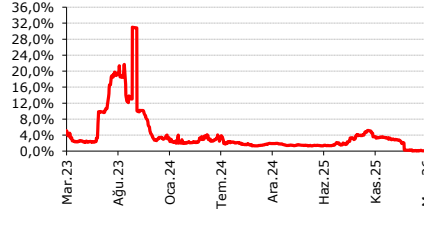
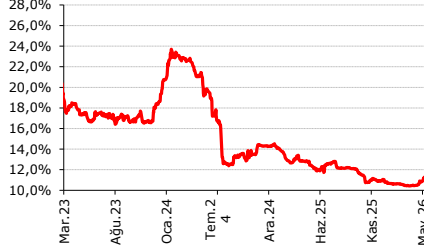
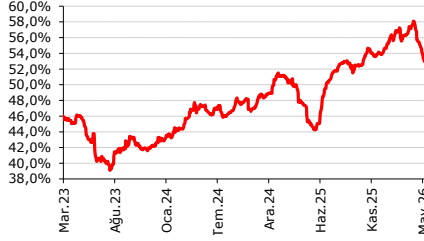
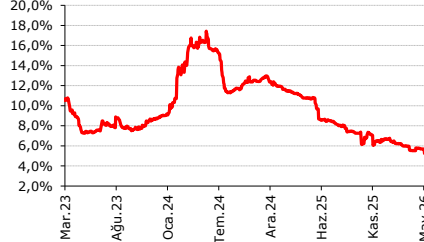
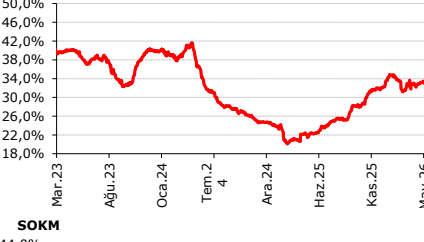
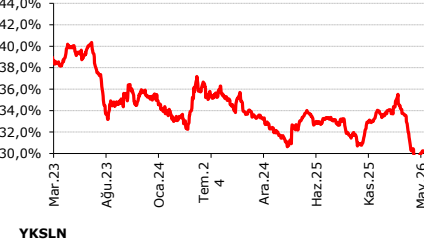
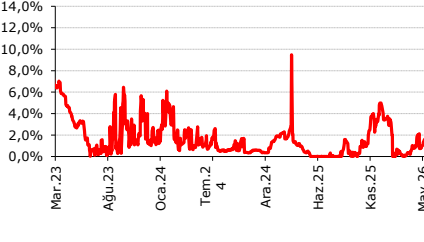
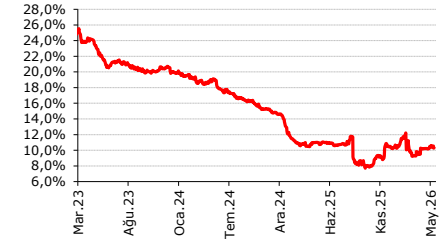
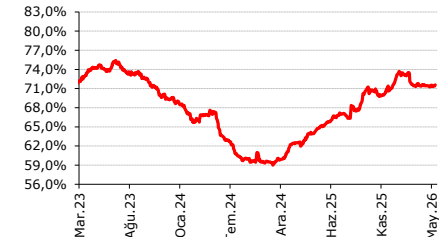
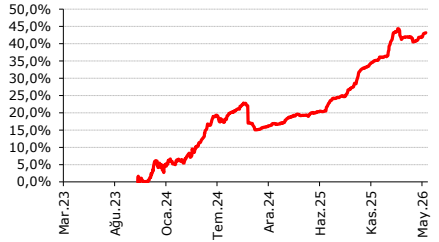
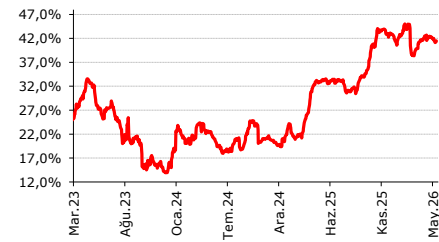
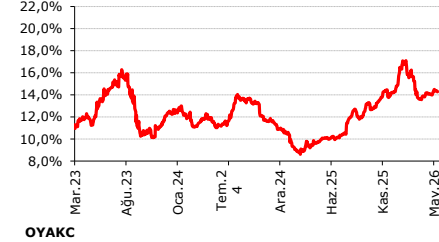
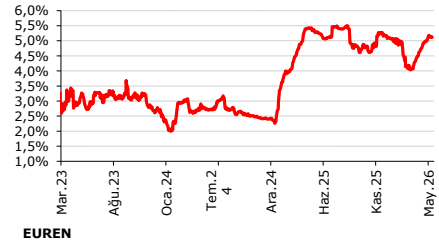
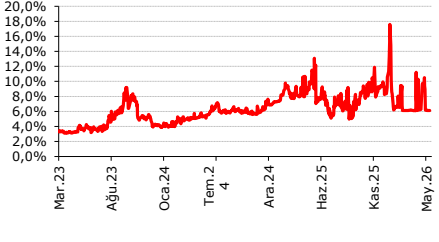
CIMS A



DOHOL





SASA**INDES****THYAO****TOASO****TTRAK****MPARK****UNLU****SELEC****TAVHL****TKFEN****VESBE****TUPRS****SOKM****YKSLN****SISE****TCELL****TABGD****TTKOM****ULKER****OYAKC****EUREN**

Son 1 haftaya göre yabancı takas değişim sıralaması (Citi-Deut)

Hisse	31.12.2025	20.02.2026	21.04.2026	15.05.2026	22.05.2026	YBB (bazp)	3ay (bazp)	1ay (bazp)	1 hafta(bazp)
ISCTR	24,58%	27,24%	26,43%	27,59%	27,76%	317,82	51,34	133,01	16,66
TSKB	21,45%	20,50%	18,81%	19,25%	19,35%	-210,29	-115,40	54,04	9,66
HALKB	0,48%	0,72%	0,38%	0,42%	0,43%	-5,38	-29,16	5,01	0,32
YKBNK	29,94%	35,82%	32,34%	31,86%	31,80%	186,44	-401,43	-53,54	-5,97
GARAN	7,80%	8,46%	6,32%	4,99%	4,89%	-290,71	-356,36	-142,63	-9,56
VAKBN	1,89%	2,53%	2,15%	1,97%	1,76%	-12,74	-76,44	-38,97	-21,10
AKBNK	49,02%	55,68%	50,95%	49,19%	48,95%	-6,46	-672,58	-200,02	-23,91
ALBRK	17,98%	20,00%	18,98%	17,08%	16,65%	-132,32	-334,83	-232,36	-42,39
KONTR	5,99%	5,31%	6,16%	4,63%	8,29%	230,23	298,13	213,01	366,01
DAPGM	9,60%	10,02%	6,67%	5,91%	9,55%	-4,72	-46,45	288,43	364,06
TURSG	6,12%	5,48%	6,30%	6,49%	10,04%	392,60	456,13	373,82	354,94
SMRTG	7,45%	7,46%	6,80%	6,37%	8,64%	119,14	118,37	184,15	226,80
TOASO	19,69%	23,12%	23,11%	23,77%	24,73%	504,39	161,14	162,29	96,08
ASTOR	44,17%	51,63%	58,90%	62,64%	63,59%	1941,89	1195,71	469,45	95,15
ESCAR	30,04%	25,61%	28,57%	27,22%	28,14%	-189,46	252,94	-43,06	92,46
DOAS	17,06%	21,69%	18,21%	17,01%	17,58%	51,84	-411,17	-63,85	56,93
ALARK	8,42%	12,88%	8,44%	10,92%	11,41%	298,89	-147,60	296,55	48,94
GENIL	18,30%	11,13%	8,18%	9,37%	9,82%	-848,19	-130,90	163,55	44,91
SAHOL	30,59%	32,84%	28,54%	28,13%	28,47%	-212,09	-436,88	-7,52	33,82
EKGYO	20,81%	20,97%	19,15%	19,36%	19,69%	-112,58	-128,46	53,87	32,58
PETKM	6,44%	9,11%	11,08%	12,36%	12,68%	623,70	356,92	159,76	31,31
AHGAZ	11,74%	11,43%	10,26%	10,68%	10,97%	-77,04	-45,98	70,95	29,45
TUPRS	32,13%	33,45%	32,87%	33,03%	33,32%	118,56	-13,18	44,70	29,28
BIOEN	7,38%	7,68%	7,25%	6,70%	6,95%	-42,20	-72,42	-30,07	25,66
TABGD	36,05%	44,35%	40,94%	42,94%	43,17%	712,05	-118,55	222,22	22,65
YKSLN	4,79%	0,61%	1,67%	1,55%	1,77%	-301,58	115,93	10,07	22,24
AEFES	35,31%	40,39%	39,11%	38,95%	39,17%	386,30	-121,26	6,00	22,11
EFOR	16,68%	11,79%	27,58%	17,00%	17,22%	53,89	542,78	-1036,56	21,96
KCHOL	33,94%	41,11%	43,02%	43,71%	43,93%	998,36	281,24	90,92	21,86
DOHOL	21,32%	22,78%	22,05%	23,38%	23,57%	225,31	78,99	152,40	19,22
TCELL	71,16%	73,44%	71,45%	71,39%	71,58%	41,60	-186,51	13,10	18,55
TRENJ	9,48%	13,65%	13,39%	12,97%	13,15%	366,39	-49,86	-24,32	17,84
PEKGY	7,76%	8,37%	7,43%	7,52%	7,69%	-7,13	-67,99	26,00	17,13
YEOTK	6,42%	6,64%	5,75%	7,34%	7,50%	108,76	86,72	175,66	16,31
INDES	11,81%	9,67%	7,69%	7,83%	7,99%	-381,35	-167,80	30,66	16,30
KORDS	4,63%	4,57%	5,07%	5,04%	5,20%	56,75	62,29	12,40	15,36
ISDMR	13,26%	18,78%	15,96%	16,10%	16,25%	298,91	-253,32	28,83	14,77
AGHOL	22,80%	23,51%	22,99%	23,34%	23,48%	68,16	-2,30	49,49	14,69
MAGEN	11,39%	13,19%	12,72%	12,76%	12,89%	149,47	-30,62	16,35	12,24
PENTA	7,41%	6,95%	5,70%	6,20%	6,31%	-109,54	-63,85	61,63	11,31
ODINE	3,05%	5,62%	4,66%	3,19%	3,30%	24,33	-232,10	-136,01	10,47
MPARK	37,69%	41,25%	40,99%	40,69%	40,78%	308,79	-47,11	-20,38	9,17
DEVA	0,69%	0,58%	0,27%	0,30%	0,39%	-30,04	-19,35	11,88	9,16
MAVI	28,68%	32,89%	34,57%	36,00%	36,10%	741,23	320,83	152,78	9,11
CWENE	7,20%	8,70%	6,93%	9,40%	9,48%	228,30	78,92	255,32	8,27
ALFAS	8,25%	7,33%	7,34%	6,97%	7,04%	-120,62	-28,50	-29,47	7,45
AKSEN	3,62%	3,65%	3,79%	4,21%	4,28%	65,42	62,90	48,62	6,61
LYDHO	15,83%	4,59%	5,74%	6,06%	6,12%	-970,62	152,93	38,31	6,53
MIATK	2,97%	4,08%	4,50%	4,40%	4,46%	149,23	38,79	-3,41	6,04
BIZIM	2,90%	1,94%	0,09%	0,02%	0,07%	-282,79	-186,88	-2,07	5,58
NTGAZ	2,70%	2,27%	6,38%	6,50%	6,55%	385,46	428,50	17,12	5,39
TKFEN	11,74%	10,94%	8,61%	9,30%	9,35%	-238,20	-158,43	74,29	5,05
CIMSA	7,63%	8,23%	10,20%	10,12%	10,17%	254,36	194,69	-3,00	4,95
BRISA	7,14%	7,09%	6,45%	6,29%	6,34%	-79,68	-74,65	-10,69	4,77
DOCO	35,01%	32,89%	33,61%	30,31%	30,36%	-464,52	-253,11	-324,93	4,75
CCOLA	73,42%	74,35%	74,81%	75,44%	75,47%	205,59	112,09	66,47	3,51
PETUN	3,93%	3,69%	0,30%	0,14%	0,17%	-376,15	-351,63	-12,81	3,40
AGROT	3,73%	4,67%	5,28%	3,43%	3,46%	-26,29	-120,62	-181,33	3,35
POLHO	10,21%	10,04%	9,42%	7,68%	7,71%	-250,57	-233,11	-171,45	3,22
NETAS	1,63%	0,51%	0,03%	0,26%	0,29%	-133,76	-21,91	25,83	3,04

KAYSE	9,55%	9,53%	10,01%	9,85%	9,88%	33,59	35,03	-12,49	2,87
ISMEN	31,06%	27,84%	26,40%	26,01%	26,04%	-502,08	-180,57	-36,17	2,75
AKGRT	24,13%	26,76%	24,46%	24,31%	24,34%	21,00	-241,91	-11,68	2,74
ECZYT	4,89%	4,54%	2,76%	2,63%	2,66%	-223,61	-188,20	-9,85	2,23
IHAAS	45,92%	42,77%	39,13%	39,07%	39,09%	-683,15	-367,87	-3,54	2,08
TUKAS	3,87%	4,12%	3,76%	3,72%	3,74%	-13,25	-38,22	-2,05	2,05
EUREN	8,57%	8,04%	6,22%	6,12%	6,14%	-243,58	-189,94	-7,97	1,93
TATGD	7,65%	8,70%	6,73%	6,76%	6,78%	-87,01	-191,53	4,83	1,80
LKMNH	2,44%	2,30%	1,35%	1,37%	1,38%	-105,57	-91,40	3,53	1,54
TRMET	26,31%	30,31%	27,30%	26,33%	26,35%	3,55	-395,85	-94,82	1,51
ARENA	0,22%	0,06%	0,08%	0,06%	0,08%	-13,99	1,40	-0,35	1,50
PNSUT	1,48%	0,30%	0,31%	0,29%	0,30%	-117,26	0,30	-0,76	1,45
OYYAT	8,28%	7,55%	8,42%	8,30%	8,31%	3,34	76,56	-10,42	1,41
VESBE	6,66%	6,22%	5,76%	5,38%	5,39%	-127,19	-83,04	-36,36	1,19
HEKTS	8,93%	9,57%	9,15%	9,15%	9,16%	23,11	-40,67	0,76	1,07
BTCIM	7,65%	7,88%	7,23%	7,39%	7,40%	-25,04	-47,44	17,12	1,06
VERUS	37,55%	37,45%	37,42%	37,50%	37,50%	-4,24	5,68	8,20	0,93
ADGYO	1,11%	0,25%	0,13%	0,18%	0,18%	-92,34	-6,35	5,44	0,68
POLTK	29,65%	26,29%	26,06%	26,21%	26,22%	-343,18	-7,57	15,29	0,52
CMBTN	0,11%	0,39%	0,17%	0,07%	0,08%	-3,07	-31,69	-9,11	0,51
AKSA	17,08%	17,06%	17,08%	16,03%	16,03%	-104,37	-102,75	-105,03	0,44
ECILC	6,18%	6,49%	6,27%	5,28%	5,29%	-89,56	-120,58	-98,02	0,38
UNLU	3,25%	2,09%	0,21%	0,01%	0,01%	-323,56	-207,70	-20,32	0,31
AKCNS	9,52%	8,78%	8,55%	8,51%	8,52%	-100,73	-26,04	-3,67	0,28
OYAKC	5,08%	4,51%	4,82%	5,12%	5,12%	4,46	61,65	30,58	0,23
REEDR	6,97%	7,10%	8,01%	8,01%	8,01%	103,33	91,19	-0,53	0,17
CLEBI	4,22%	4,16%	4,07%	4,02%	4,02%	-19,59	-14,04	-5,30	0,16
ALGYO	3,96%	4,18%	2,16%	2,15%	2,15%	-181,42	-202,89	-1,00	0,07
KRDMA	7,10%	7,83%	7,87%	8,04%	8,04%	93,53	20,65	16,55	0,03
BUCIM	3,48%	3,60%	3,38%	3,29%	3,29%	-19,25	-31,43	-9,10	0,01
SKTAS	0,21%	0,04%	0,01%	0,00%	0,00%	-20,94	-3,77	-1,36	0,00
KLNMA	0,06%	0,06%	0,06%	0,06%	0,06%	0,00	0,00	0,00	0,00
KARTN	1,74%	1,84%	0,16%	0,18%	0,18%	-156,26	-165,60	2,53	0,00
DYOBY	0,30%	1,68%	0,18%	0,10%	0,10%	-20,23	-158,59	-8,52	-0,06
KRVGD	11,10%	11,07%	9,55%	10,93%	10,93%	-17,96	-14,77	137,61	-0,11
ANSGR	8,71%	9,70%	9,92%	10,23%	10,23%	151,82	52,96	30,88	-0,24
IZMDC	5,75%	6,13%	4,91%	5,17%	5,16%	-58,86	-96,50	25,51	-0,28
RAYSG	84,98%	84,81%	84,85%	84,84%	84,84%	-14,36	2,27	-1,30	-0,41
BRYAT	4,33%	4,01%	4,24%	4,34%	4,34%	0,58	32,58	10,08	-0,44
SNGYO	4,46%	4,27%	4,17%	4,12%	4,12%	-34,71	-15,26	-5,60	-0,49
LOGO	36,32%	33,73%	28,18%	29,53%	29,53%	-678,89	-419,86	134,72	-0,53
HTTBT	22,19%	19,36%	18,37%	18,19%	18,19%	-400,81	-117,84	-18,02	-0,58
SOKM	33,74%	34,97%	29,19%	30,15%	30,15%	-359,63	-482,02	95,21	-0,62
RYGYO	37,43%	40,01%	41,51%	41,91%	41,90%	447,38	189,25	38,90	-0,67
KONYA	3,17%	3,16%	2,84%	2,78%	2,77%	-40,72	-39,13	-7,34	-0,79
OZKGY	7,21%	7,11%	6,79%	6,42%	6,41%	-79,41	-69,88	-37,65	-0,93
AKFYE	26,25%	26,76%	25,16%	24,72%	24,71%	-153,82	-204,79	-44,58	-0,96
AKSGY	6,38%	5,60%	5,30%	5,41%	5,40%	-98,13	-20,58	9,65	-0,97
GENTS	0,33%	0,33%	0,41%	0,48%	0,47%	14,39	14,36	6,28	-1,00
ARDYZ	2,58%	1,06%	1,26%	1,28%	1,26%	-132,03	20,75	0,52	-1,10
TKNSA	1,84%	1,75%	0,72%	0,77%	0,75%	-109,20	-99,84	3,27	-1,57
KMPUR	4,58%	5,34%	5,20%	5,46%	5,44%	86,72	10,52	24,52	-2,00
BSOKE	7,79%	7,10%	8,24%	9,98%	9,96%	217,31	286,49	172,23	-2,02
ISGYO	7,82%	7,36%	7,15%	6,99%	6,97%	-84,90	-39,28	-17,71	-2,02
MAALT	0,34%	0,58%	0,14%	0,21%	0,19%	-15,26	-39,12	5,10	-2,23
BIMAS	46,32%	44,90%	44,58%	44,57%	44,55%	-177,67	-35,82	-3,21	-2,37
EGEEN	9,67%	9,58%	6,22%	6,26%	6,24%	-343,32	-333,95	1,41	-2,44
SKBNK	4,44%	5,20%	4,32%	4,29%	4,26%	-17,94	-93,85	-5,74	-2,49
BAGFS	6,45%	5,66%	3,40%	3,39%	3,37%	-308,43	-229,32	-2,57	-2,53
PKART	30,46%	31,55%	30,53%	30,58%	30,56%	9,74	-99,23	2,41	-2,55
ALCTL	1,92%	1,68%	0,93%	1,45%	1,42%	-49,71	-25,72	48,87	-2,96
KAREL	5,25%	5,27%	5,78%	9,25%	9,22%	397,11	395,51	343,96	-3,04
BASGZ	7,37%	7,35%	7,20%	7,11%	7,08%	-29,69	-26,93	-11,88	-3,06

GLYHO	14,66%	16,45%	12,39%	12,32%	12,29%	-237,41	-416,32	-9,98	-3,22
MNDTR	82,36%	82,46%	82,38%	82,39%	82,36%	-0,45	-10,20	-2,81	-3,31
GUBRF	9,86%	11,02%	8,97%	9,34%	9,30%	-56,28	-172,03	32,93	-3,66
NATEN	0,90%	0,91%	0,80%	0,75%	0,72%	-18,32	-19,79	-8,83	-3,79
BIENY	2,96%	2,58%	2,38%	1,12%	1,08%	-187,72	-150,20	-129,30	-3,82
QUAGR	8,65%	6,61%	6,03%	5,86%	5,82%	-282,31	-79,17	-20,37	-3,96
NTHOL	5,16%	4,96%	3,61%	3,45%	3,41%	-175,28	-155,32	-20,06	-4,09
KARSN	2,88%	3,06%	2,97%	3,49%	3,45%	56,93	38,47	47,38	-4,19
EREGL	18,99%	22,00%	19,34%	21,26%	21,21%	221,95	-79,04	187,48	-4,32
TTKOM	42,80%	44,85%	41,56%	41,54%	41,49%	-130,73	-335,87	-6,82	-4,34
TTRAK	26,38%	27,22%	22,30%	22,31%	22,26%	-411,20	-495,57	-3,30	-4,50
ODAS	8,61%	7,41%	7,63%	7,55%	7,50%	-111,15	9,82	-12,99	-4,67
GWIND	5,91%	6,40%	6,79%	6,98%	6,94%	102,51	53,80	15,03	-4,67
ZOREN	8,78%	11,23%	10,46%	11,34%	11,29%	251,56	5,79	82,91	-4,67
KZBGY	4,76%	4,79%	4,74%	4,29%	4,23%	-52,35	-55,29	-50,46	-5,10
TMSN	4,96%	4,56%	4,19%	4,17%	4,11%	-85,21	-45,02	-7,31	-5,40
INVES	7,57%	7,27%	7,02%	7,01%	6,95%	-61,85	-31,80	-6,92	-5,48
ARCLK	12,08%	16,25%	16,38%	15,86%	15,81%	373,16	-44,36	-56,85	-5,57
KLSER	5,30%	5,29%	5,19%	4,88%	4,83%	-47,37	-46,16	-35,77	-5,69
DESA	13,61%	13,35%	12,90%	13,00%	12,94%	-66,32	-41,19	4,14	-5,74
AKFGY	4,02%	4,07%	3,67%	3,63%	3,58%	-44,18	-49,59	-9,10	-5,74
LINK	5,79%	8,03%	5,68%	5,68%	5,62%	-16,85	-240,55	-5,49	-5,82
GOODY	48,63%	48,98%	48,85%	48,91%	48,85%	21,59	-12,95	0,01	-5,83
NUHCM	19,31%	19,54%	19,90%	20,22%	20,17%	85,66	62,41	26,47	-5,89
YYLGD	6,96%	6,41%	6,17%	5,80%	5,74%	-121,48	-66,08	-42,61	-6,03
VAKKO	6,79%	6,17%	7,18%	8,12%	8,06%	127,34	189,01	87,83	-6,15
ALKIM	5,86%	5,61%	5,63%	5,56%	5,49%	-36,31	-11,15	-13,16	-6,28
KRDMD	15,02%	11,67%	11,54%	12,05%	11,98%	-303,17	31,91	44,36	-6,41
AGESA	54,02%	59,63%	56,12%	56,25%	56,17%	215,36	-346,30	5,45	-7,68
BFREN	25,09%	25,30%	25,31%	25,11%	25,03%	-5,47	-26,18	-27,59	-7,74
AFYON	1,74%	2,28%	1,57%	1,64%	1,56%	-17,63	-71,58	-0,55	-8,14
SISE	10,30%	10,06%	10,23%	10,37%	10,29%	-1,25	22,89	5,66	-8,28
ZRGYO	6,87%	6,82%	6,51%	6,49%	6,41%	-46,51	-40,84	-10,19	-8,31
RYNAS	56,67%	57,67%	57,75%	57,76%	57,67%	99,90	0,16	-7,41	-8,41
GOZDE	4,64%	1,45%	0,87%	0,81%	0,72%	-392,01	-72,56	-14,48	-8,89
ENKAI	25,23%	26,72%	25,69%	26,19%	26,10%	87,10	-61,61	41,37	-9,11
GOLTS	6,07%	6,67%	6,24%	6,09%	5,99%	-7,78	-67,31	-25,04	-9,35
PINSU	0,34%	0,25%	0,14%	0,24%	0,14%	-19,40	-10,90	0,00	-9,76
ULKER	14,22%	15,77%	14,11%	14,38%	14,28%	5,70	-149,17	16,60	-10,66
CEMTS	2,39%	2,04%	1,28%	1,24%	1,13%	-125,29	-90,42	-14,84	-10,78
ASUZU	7,50%	8,23%	6,81%	6,57%	6,46%	-104,19	-177,09	-35,39	-11,33
TRCAS	3,55%	3,68%	2,21%	2,06%	1,94%	-161,89	-174,34	-27,83	-12,12
RGYAS	51,38%	50,02%	50,51%	21,15%	21,03%	-3035,13	-2898,74	-2948,03	-12,16
ESEN	5,22%	7,01%	6,18%	4,28%	4,16%	-105,86	-285,65	-202,27	-12,30
AYGAZ	10,08%	10,83%	15,04%	15,79%	15,67%	558,33	483,81	62,56	-12,39
AYDEM	18,78%	21,52%	18,95%	19,23%	19,10%	31,66	-242,65	14,28	-13,36
OTKAR	18,24%	17,24%	10,27%	10,23%	10,07%	-816,62	-717,15	-19,99	-15,86
SELEC	11,06%	10,64%	10,49%	11,28%	11,11%	4,95	47,80	62,48	-16,37
BERA	10,66%	10,50%	9,71%	9,06%	8,89%	-177,23	-161,05	-82,11	-16,82
MTRKS	1,73%	1,38%	1,47%	2,02%	1,84%	10,81	46,04	36,88	-17,41
ORGE	18,45%	19,43%	18,74%	23,84%	23,67%	521,41	424,25	492,59	-17,57
ISFIN	11,90%	11,76%	10,80%	10,36%	10,18%	-172,49	-157,75	-62,50	-18,23
PGSUS	18,59%	16,60%	10,88%	10,59%	10,40%	-819,40	-619,59	-48,13	-19,23
SARKY	4,70%	6,13%	6,30%	6,22%	6,02%	131,69	-10,76	-27,50	-19,92
ELITE	0,09%	0,09%	0,01%	0,21%	0,02%	-7,72	-7,30	0,49	-19,94
VAKFN	1,77%	2,60%	2,14%	2,13%	1,92%	14,69	-67,77	-22,01	-21,61
ENJSA	22,56%	24,56%	26,80%	29,08%	28,84%	628,04	427,72	204,28	-24,09
GESAN	8,05%	8,05%	7,39%	8,68%	8,43%	38,09	38,31	104,49	-24,10
THYAO	20,35%	23,06%	18,78%	17,97%	17,70%	-265,07	-535,89	-108,67	-26,99
GSDHO	11,89%	11,56%	10,34%	10,63%	10,36%	-153,30	-119,61	1,77	-27,00
ASELS	50,54%	51,06%	55,49%	56,07%	55,79%	524,77	472,87	30,15	-28,61
IMASM	4,63%	5,16%	4,70%	5,47%	5,14%	51,35	-2,36	43,80	-32,83
VESTL	2,26%	2,93%	2,82%	2,29%	1,93%	-32,55	-99,48	-88,61	-35,84

HLGYO	3,86%	3,22%	3,50%	3,55%	3,18%	-68,70	-4,74	-32,22	-37,65
MGROS	29,89%	35,32%	35,94%	36,97%	36,56%	667,15	124,60	62,80	-41,01
YATAS	14,59%	14,44%	13,30%	13,47%	13,05%	-154,31	-139,67	-25,62	-42,42
CANTE	4,31%	4,61%	4,94%	5,53%	5,05%	73,98	43,87	10,22	-48,63
TAVHL	54,02%	56,71%	55,77%	53,02%	52,47%	-155,38	-424,61	-329,79	-55,06
TRALT	20,93%	29,52%	22,99%	18,09%	17,53%	-340,10	-1199,17	-545,86	-55,89
TERA	11,09%	8,72%	11,07%	10,34%	9,76%	-133,46	104,00	-130,81	-57,75
KLRHO	17,38%	17,05%	15,93%	15,30%	14,70%	-267,90	-234,63	-122,79	-59,46
KCAER	14,72%	14,57%	12,08%	10,92%	10,31%	-440,78	-426,25	-177,33	-60,88
ANHYT	11,77%	12,07%	12,44%	12,16%	11,48%	-28,70	-58,93	-96,16	-68,02
EBEBK	9,66%	9,34%	9,62%	10,16%	9,35%	-30,74	1,61	-26,07	-80,50
GRTHO	18,66%	17,86%	12,52%	10,29%	9,48%	-918,52	-838,39	-304,27	-81,22
SMART	0,30%	0,32%	0,32%	1,13%	0,29%	-0,72	-2,62	-2,32	-83,23
PASEU	19,58%	13,94%	14,14%	8,55%	7,64%	-1194,54	-630,22	-649,92	-91,27
TRGYO	20,18%	18,95%	14,63%	15,36%	14,25%	-593,36	-470,08	-37,53	-111,33
EUPWR	9,17%	8,51%	9,83%	13,17%	11,93%	275,93	341,32	209,20	-124,22
ESCOM	1,74%	0,44%	2,79%	3,72%	1,08%	-66,39	64,37	-171,09	-263,73
FROTO	32,20%	38,61%	37,68%	31,83%	28,99%	-321,02	-962,25	-868,96	-284,39
SASA	9,40%	13,00%	10,46%	9,01%	6,00%	-339,98	-700,31	-445,85	-301,65
CRFSA	9,38%	11,13%	10,10%	8,82%	5,17%	-420,63	-595,41	-492,60	-365,21
BRSAN	10,49%	13,82%	4,91%	12,58%	6,98%	-351,30	-684,24	207,12	-560,34

*Veriler Citibank+Deutsche takasını içermektedir.

AKYatırım

Bu rapor, Ak Yatırım Menkul Değerler A.Ş. tarafından, güvenilir olduğuna inanılan kaynaklardan elde edilen bilgi ve veriler kullanılarak hazırlanmıştır. Raporunda yer alan ifadeler, hiçbir şekilde veya suretle alış veya satış teklifi olarak değerlendirilmemelidir. Ak Yatırım, bu bilgilerin doğru, eksiksiz ve değişmez olduğunu garanti etmemektedir. Bu sebeple, okuyucuların, bu raporlardan elde edilen bilgilere dayanarak hareket etmeden önce, bilgilerin doğruluğunu teyit ettirmeleri önerilir ve bu bilgilere dayanarak aldıkları kararlarda sorumluluk kendilerine aittir. Bilgilerin eksikliği ve yanlışlığından Ak Yatırım hiçbir şekilde sorumlu tutulamaz. Ayrıca, Ak Yatırım'ın ve Akbank'ın tüm çalışanları ve danışmanlarının, herhangi bir şekilde bilgiler dolayısıyla ortaya çıkabilecek, doğrudan veya dolaylı zararlarla ilgili herhangi bir sorumluluğu yoktur. Burada yer alan bilgiler, bir yatırım tavsiyesi, yatırım aracının alım-satım önerisi ya da getiri vaadi değildir ve Yatırım Danışmanlığı kapsamında yer almamaktadır. Yatırım Danışmanlığı hizmeti; aracı kurumlar, portföy yönetim şirketleri, mevduat kabul etmeyen bankalar ile müşteri arasında imzalanacak Yatırım Danışmanlığı sözleşmesi çerçevesinde sunulmaktadır. Bunlara ilaveten, Ak Yatırım, raporların Internet üzerinden e-mail yoluyla alınması durumunda virüs, hatalı gönderim veya diğer herhangi bir teknik sebepten dolayı alıcının donanımına veya yazılımına gelebilecek herhangi bir zarardan dolayı sorumlu tutulamaz.

© Ak Yatırım Menkul Değerler A.Ş.