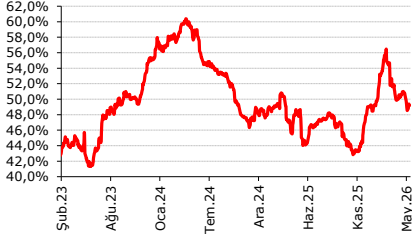
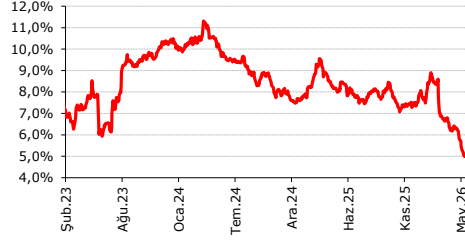


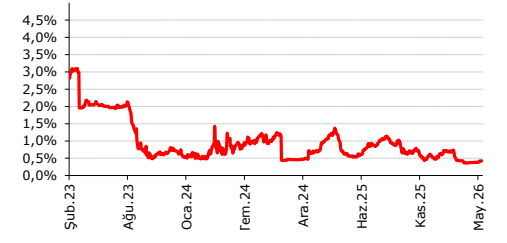
AKBNK -



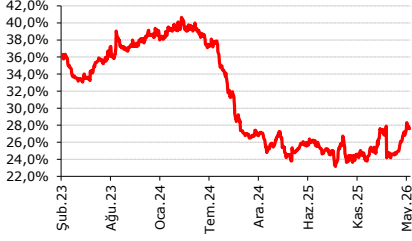
GARAN -



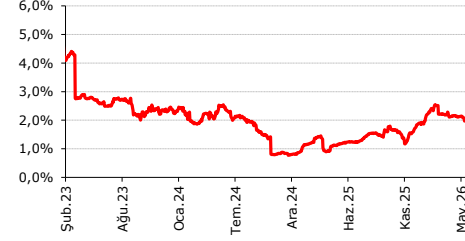
HALKB -



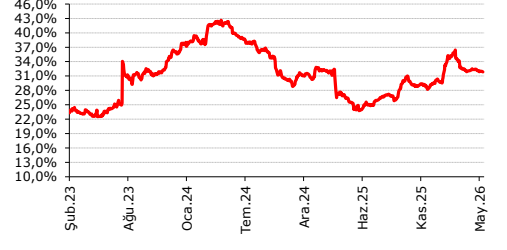
ISCTR -



VAKBN -



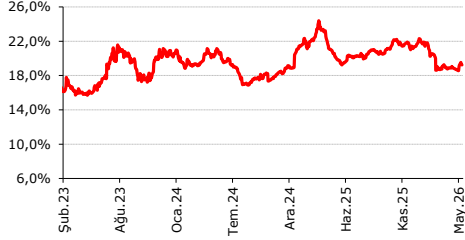
YKBNK -



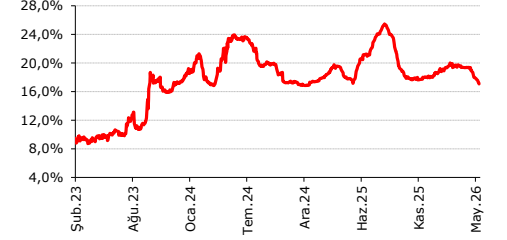
SKBNK -



TSKB -



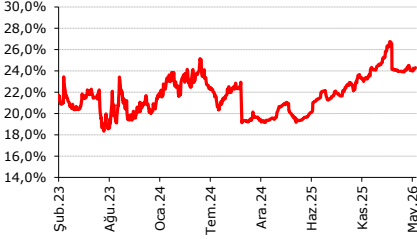
ALBRK -



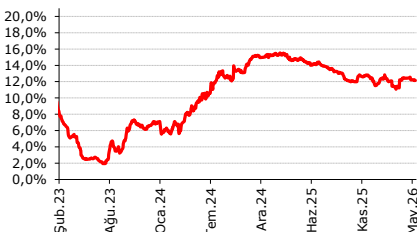
AKCNS



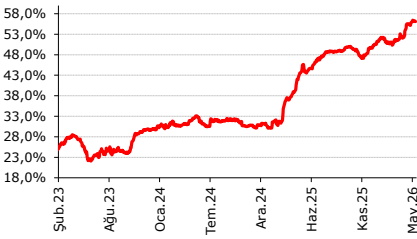
AKGRT



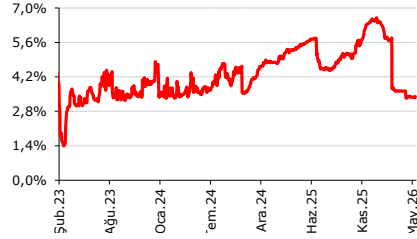
ANHYT



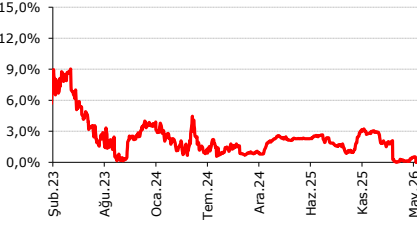
ASELS



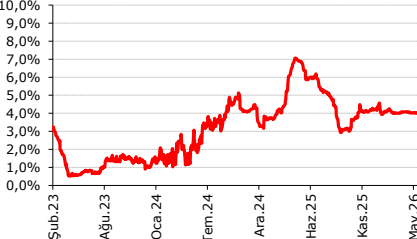
BAGFS



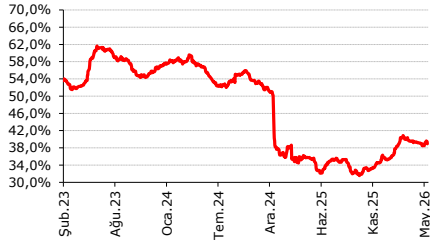
BIZIM



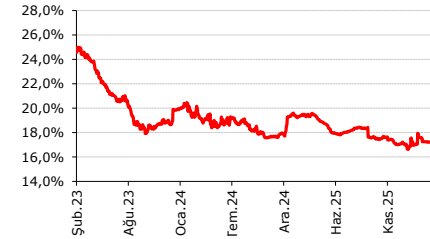
CLEBI



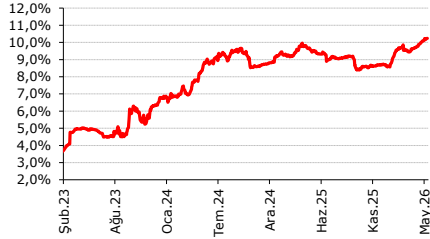
AEFES



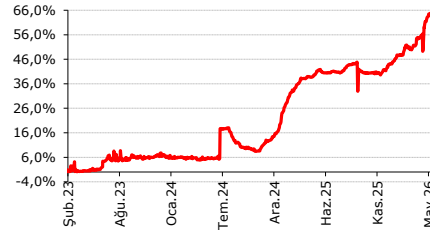
AKSA



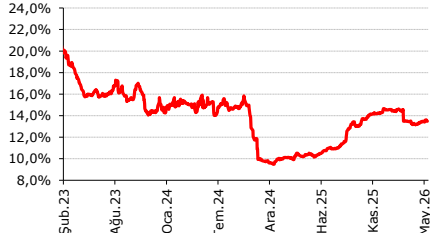
ANSGR



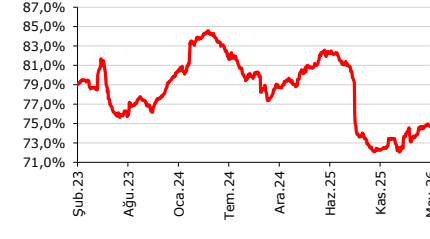
ASTOR



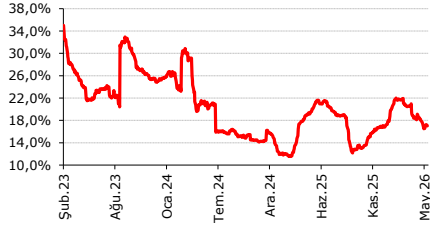
YATAS



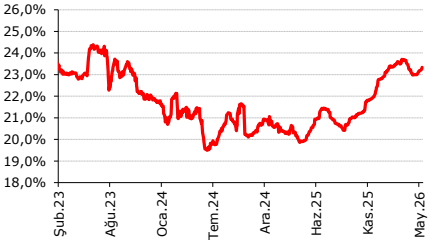
CCOLA



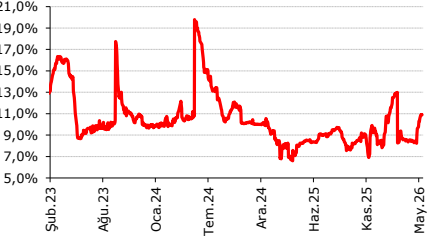
DOAS



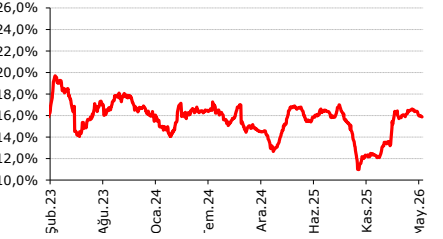
AGHOL



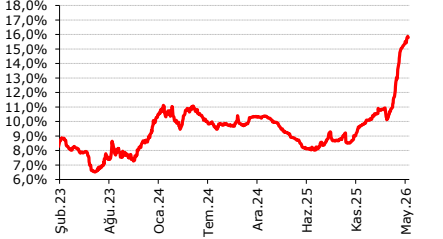
ALARK



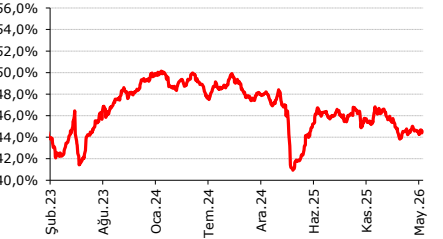
ARCLK



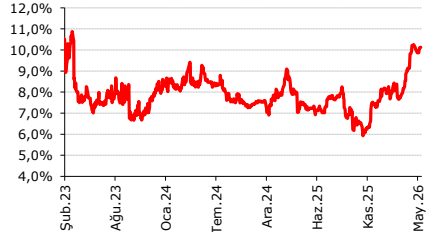
AYGAZ



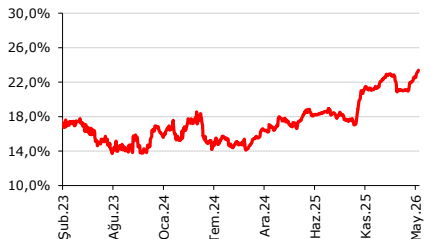
BIMAS

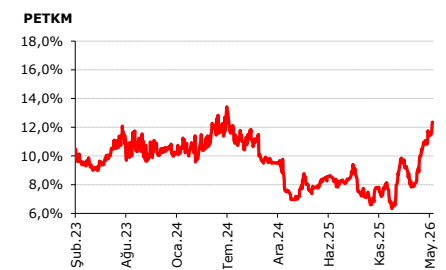
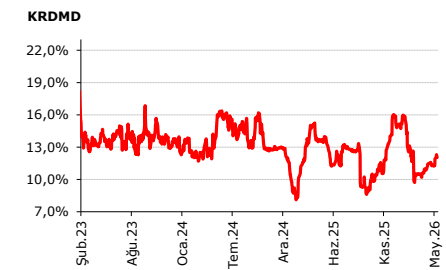
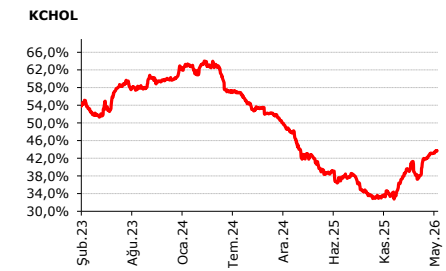
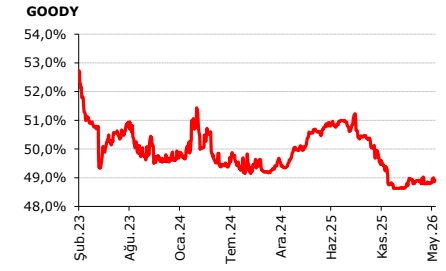
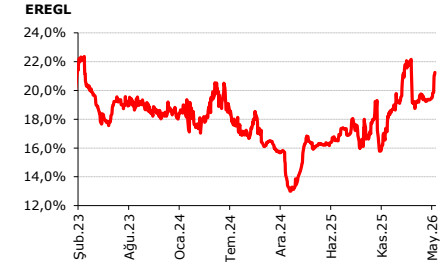
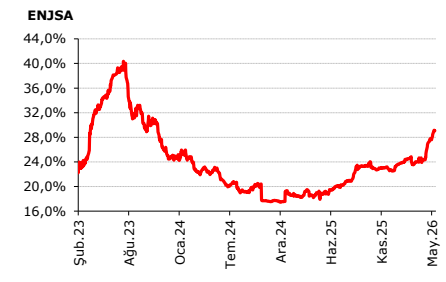
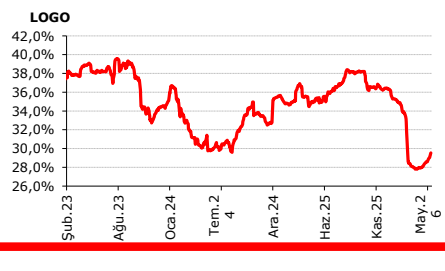
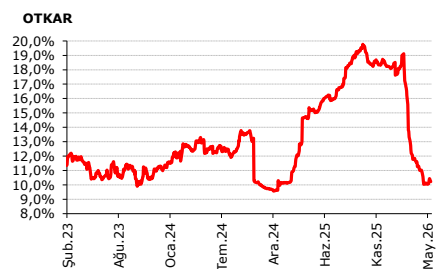
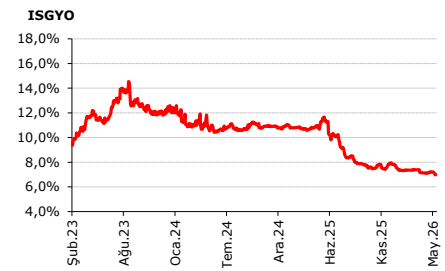
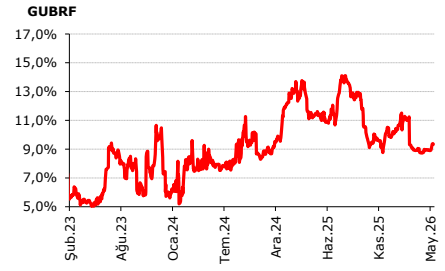
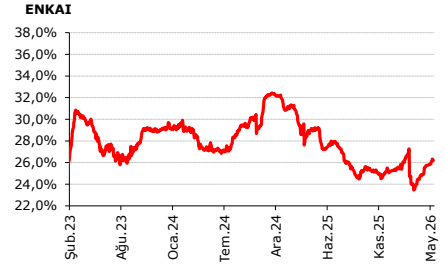
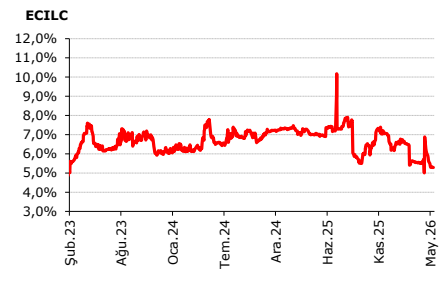
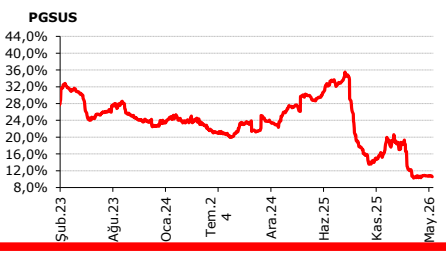
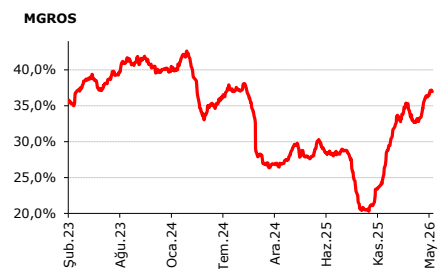
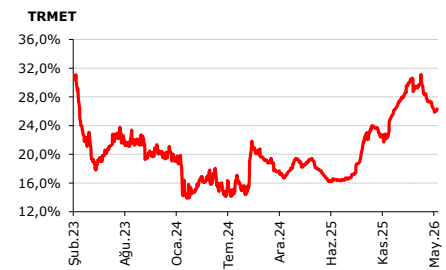
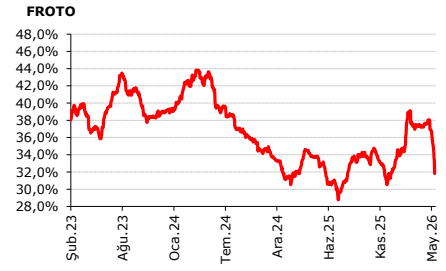
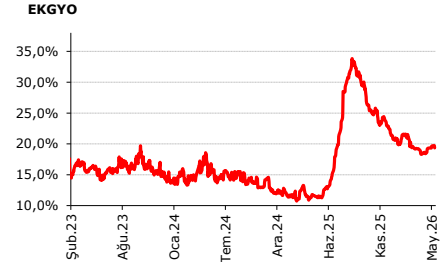


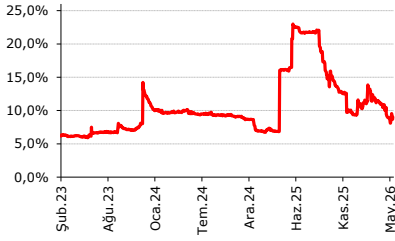
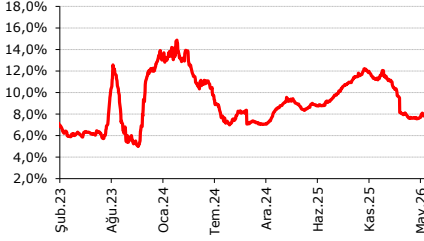
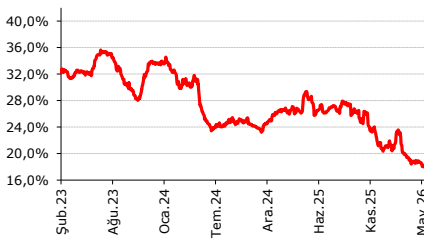
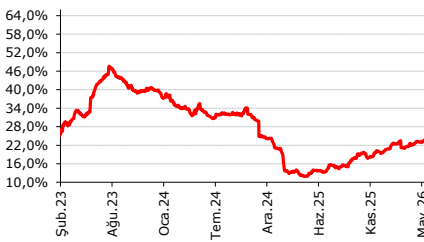
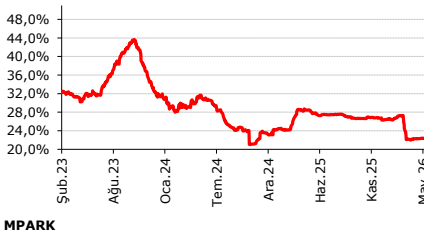
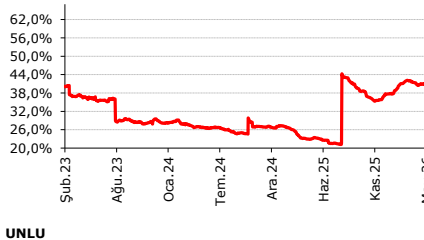
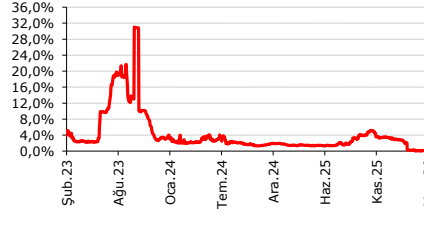
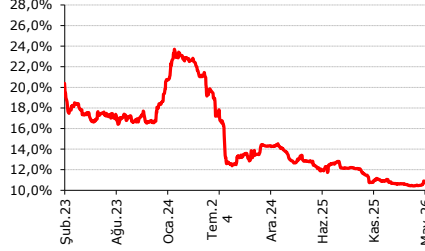
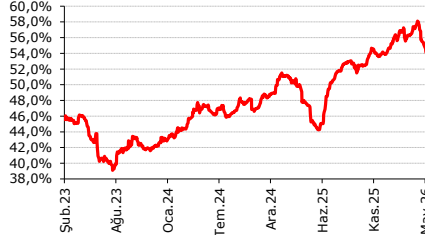
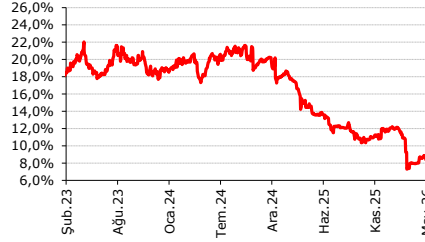
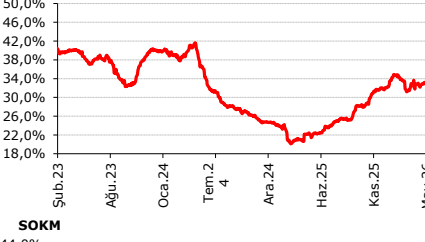
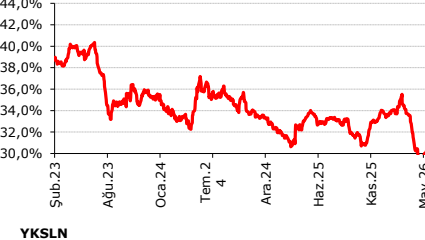
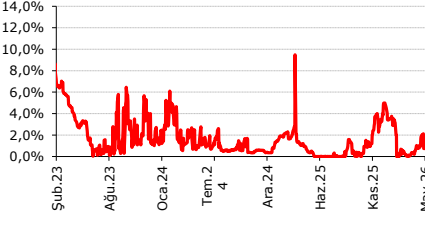
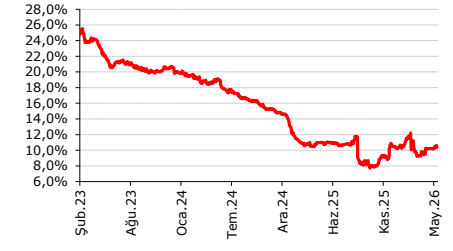
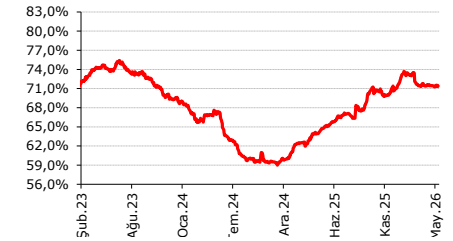
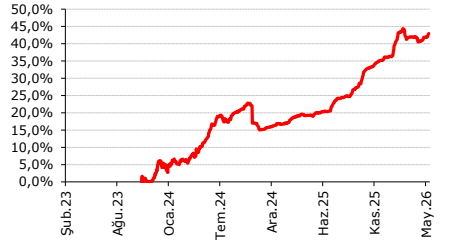
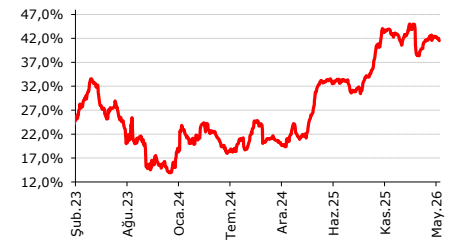
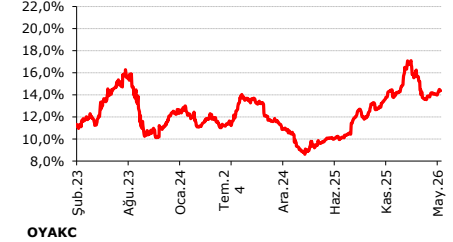
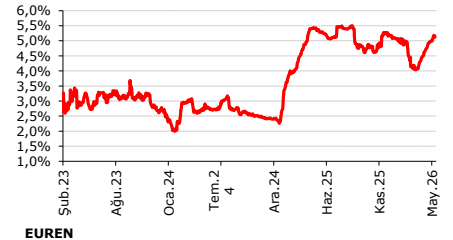
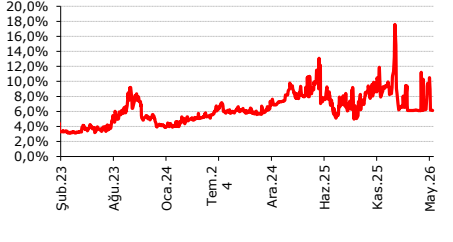
CIMSA



DOHOL





SASA**INDES****THYAO****TOASO****TTRAK****MPARK****UNLU****SELEC****TAVHL****TKFEN****VESBE****TUPRS****SOKM****YKSLN****SISE****TCELL****TABGD****TTKOM****ULKER****OYAKC****EUREN**

Son 1 haftaya göre yabancı takas değişim sıralaması (Citi-Deut)

Hisse	31.12.2025	13.02.2026	14.04.2026	7.05.2026	15.05.2026	YBB (bazp)	3ay (bazp)	1ay (bazp)	1 hafta(bazp)
AKBNK	49,02%	53,68%	50,40%	48,55%	49,19%	17,45	-448,96	-120,74	64,78
TSKB	21,45%	20,46%	18,88%	19,19%	19,25%	-219,95	-120,59	37,22	6,19
HALKB	0,48%	0,71%	0,38%	0,38%	0,42%	-5,70	-29,05	4,68	4,21
YKBNK	29,94%	35,17%	32,49%	31,97%	31,86%	192,42	-330,60	-62,93	-10,26
VAKBN	1,89%	2,40%	2,16%	2,14%	1,97%	8,36	-43,13	-18,85	-16,41
ISCTR	24,58%	27,46%	25,91%	27,80%	27,59%	301,16	12,56	167,59	-21,31
GARAN	7,80%	8,44%	6,42%	5,32%	4,99%	-281,14	-345,44	-142,95	-32,59
ALBRK	17,98%	19,49%	19,37%	17,79%	17,08%	-89,93	-241,05	-228,99	-71,42
BRSAN	10,49%	14,07%	5,66%	4,39%	12,58%	209,04	-148,36	692,05	818,84
EREGL	18,99%	21,82%	19,29%	19,58%	21,26%	226,27	-55,94	196,83	167,57
EUPWR	9,17%	8,70%	9,63%	11,93%	13,17%	400,15	446,80	353,40	123,39
ZOREN	8,78%	11,01%	9,21%	10,20%	11,34%	256,23	32,97	212,41	113,28
TABGD	36,05%	43,43%	40,58%	41,81%	42,94%	689,41	-48,71	236,51	112,54
YEOTK	6,42%	6,06%	5,84%	6,24%	7,34%	92,45	128,37	150,16	109,62
GENIL	18,30%	11,15%	8,20%	8,29%	9,37%	-893,10	-178,69	116,39	108,04
CWENE	7,20%	9,15%	6,49%	8,49%	9,40%	220,04	25,49	291,58	91,21
ENJSA	22,56%	24,51%	24,70%	28,18%	29,08%	652,13	457,53	438,30	90,15
SASA	9,40%	11,24%	10,84%	8,12%	9,01%	-38,33	-222,81	-182,35	89,71
PETKM	6,44%	9,16%	10,68%	11,48%	12,36%	592,40	320,08	168,63	87,91
CCOLA	73,42%	74,00%	74,64%	74,60%	75,44%	202,07	143,66	79,85	83,52
TKFEN	11,74%	11,32%	8,67%	8,52%	9,30%	-243,25	-202,14	63,21	78,13
KRDMD	15,02%	13,12%	11,42%	11,30%	12,05%	-296,76	-107,43	62,76	74,33
DOHOL	21,32%	22,91%	21,38%	22,64%	23,38%	206,09	47,33	199,59	73,59
TOASO	19,69%	22,47%	22,75%	23,08%	23,77%	408,31	129,64	102,45	68,66
LOGO	36,32%	33,89%	28,00%	28,86%	29,53%	-678,36	-435,53	153,85	67,48
ALARK	8,42%	12,49%	8,50%	10,30%	10,92%	249,95	-157,51	241,81	61,88
YKSLN	4,79%	0,31%	0,94%	0,98%	1,55%	-323,82	123,80	60,74	57,38
IMASM	4,63%	5,16%	4,69%	4,94%	5,47%	84,17	30,82	77,37	53,14
KCHOL	33,94%	39,14%	42,11%	43,20%	43,71%	976,50	456,76	159,71	50,83
TRMET	26,31%	29,99%	27,45%	25,88%	26,33%	2,05	-365,52	-111,72	45,46
SMART	0,30%	0,31%	0,30%	0,69%	1,13%	82,51	81,92	82,68	43,89
DOAS	17,06%	21,79%	18,98%	16,58%	17,01%	-5,10	-478,64	-197,06	42,41
GUBRF	9,86%	11,22%	8,80%	8,92%	9,34%	-52,62	-188,40	53,46	42,15
SELEC	11,06%	10,65%	10,46%	10,87%	11,28%	21,32	62,55	81,81	40,50
ISDMR	13,26%	18,36%	15,28%	15,73%	16,10%	284,13	-225,69	81,72	37,48
KRVGD	11,10%	10,95%	9,46%	10,56%	10,93%	-17,86	-2,54	146,95	37,11
AHGAZ	11,74%	11,40%	10,42%	10,32%	10,68%	-106,50	-72,32	25,44	35,36
ENKAI	25,23%	26,29%	24,98%	25,86%	26,19%	96,21	-9,46	121,00	33,69
PENTA	7,41%	7,29%	5,70%	5,87%	6,20%	-120,85	-108,77	49,91	33,64
AKSEN	3,62%	3,59%	3,64%	3,88%	4,21%	58,81	62,18	57,25	33,24
SOKM	33,74%	34,36%	30,28%	29,84%	30,15%	-359,01	-420,35	-13,23	31,36
AKGRT	24,13%	26,28%	24,08%	24,01%	24,31%	18,25	-196,79	23,33	29,80
BIMAS	46,32%	45,61%	44,96%	44,28%	44,57%	-175,30	-104,39	-39,12	29,31
AYGAZ	10,08%	10,82%	14,10%	15,51%	15,79%	570,72	497,34	169,24	28,06
ALCTL	1,92%	2,17%	0,81%	1,19%	1,45%	-46,76	-71,62	63,87	26,00
HEKTS	8,93%	9,95%	8,99%	8,89%	9,15%	22,04	-79,85	16,17	25,96
CIMSA	7,63%	8,29%	9,91%	9,90%	10,12%	249,41	183,93	21,36	22,09
ULKER	14,22%	15,83%	14,16%	14,17%	14,38%	16,36	-144,92	22,43	21,96
ORGE	18,45%	18,79%	18,55%	23,63%	23,84%	538,98	505,19	529,07	21,36
MGROS	29,89%	34,77%	34,66%	36,77%	36,97%	708,16	220,48	231,00	20,13
BRYAT	4,33%	3,97%	4,20%	4,15%	4,34%	1,01	36,78	14,37	18,93
MTRKS	1,73%	0,59%	1,37%	1,83%	2,02%	28,22	142,96	64,18	18,29
DOCO	35,01%	31,67%	34,58%	30,14%	30,31%	-469,26	-135,38	-426,69	17,66
NUHCM	19,31%	19,53%	19,68%	20,06%	20,22%	91,55	69,56	54,85	16,72
IZMDC	5,75%	6,10%	4,90%	5,00%	5,17%	-58,57	-93,01	26,57	16,64
AGHOL	22,80%	23,40%	23,05%	23,18%	23,34%	53,47	-5,89	29,12	15,94
NETAS	1,63%	0,69%	0,01%	0,11%	0,26%	-136,80	-43,15	25,22	15,38
ESCOM	1,74%	0,29%	2,86%	3,56%	3,72%	197,33	342,26	85,79	15,24
BTCIM	7,65%	8,12%	7,21%	7,24%	7,39%	-26,10	-73,06	18,54	15,11
OTKAR	18,24%	18,91%	11,01%	10,08%	10,23%	-800,76	-868,52	-77,97	14,73

LYDHO	15,83%	4,51%	5,63%	5,92%	6,06%	-977,15	154,89	42,91	13,47
TRGYO	20,18%	18,94%	14,69%	15,23%	15,36%	-482,03	-357,42	67,65	13,44
KARSN	2,88%	2,71%	2,72%	3,36%	3,49%	61,12	77,32	76,59	12,97
TATGD	7,65%	8,94%	6,76%	6,64%	6,76%	-88,81	-217,53	0,01	12,83
GWIND	5,91%	6,09%	6,53%	6,86%	6,98%	107,18	89,31	45,36	12,66
LINK	5,79%	7,37%	5,57%	5,56%	5,68%	-11,03	-169,18	10,68	12,56
MAGEN	11,39%	13,13%	12,60%	12,65%	12,76%	137,23	-36,30	16,67	11,32
TURSG	6,12%	5,57%	5,95%	6,39%	6,49%	37,66	92,73	54,36	10,32
GESAN	8,05%	9,11%	7,77%	8,58%	8,68%	62,19	-43,14	90,80	9,41
KLRHO	17,38%	17,15%	15,57%	15,20%	15,30%	-208,45	-185,64	-27,45	9,36
MAVI	28,68%	33,02%	34,26%	35,91%	36,00%	732,12	298,25	174,61	9,27
SISE	10,30%	11,80%	10,17%	10,28%	10,37%	7,03	-143,36	19,65	9,05
OYAKC	5,08%	4,98%	4,67%	5,05%	5,12%	4,23	14,04	45,30	6,71
AKSA	17,08%	16,98%	17,09%	15,97%	16,03%	-104,81	-94,86	-106,34	6,18
VAKKO	6,79%	6,52%	6,88%	8,07%	8,12%	133,49	160,64	123,92	5,69
SAHOL	30,59%	32,86%	28,24%	28,07%	28,13%	-245,91	-472,77	-11,12	5,60
ANSGR	8,71%	9,68%	9,76%	10,18%	10,23%	152,06	55,01	47,06	5,50
AKSGY	6,38%	5,56%	5,27%	5,35%	5,41%	-97,16	-15,54	14,02	5,41
PKART	30,46%	31,70%	30,41%	30,53%	30,58%	12,28	-111,37	17,09	5,34
YATAS	14,59%	14,58%	13,27%	13,42%	13,47%	-111,89	-110,60	19,96	4,90
TKNSA	1,84%	1,50%	0,73%	0,72%	0,77%	-107,63	-73,36	3,70	4,84
RYSAS	56,67%	57,42%	57,83%	57,71%	57,76%	108,31	33,23	-7,24	4,54
EBEBK	9,66%	9,34%	9,80%	10,12%	10,16%	49,75	81,77	36,39	4,36
GENTS	0,33%	0,31%	0,39%	0,44%	0,48%	15,39	17,11	9,26	4,22
TCELL	71,16%	73,11%	71,59%	71,35%	71,39%	23,05	-171,43	-20,28	3,99
CRFSA	9,38%	10,83%	9,87%	8,79%	8,82%	-55,42	-200,80	-104,51	3,85
EGEEN	9,67%	9,95%	6,32%	6,22%	6,26%	-340,88	-369,29	-5,91	3,79
OYYAT	8,28%	7,74%	8,39%	8,26%	8,30%	1,93	55,88	-8,71	3,38
VERUS	37,55%	37,45%	37,41%	37,46%	37,50%	-5,16	4,23	8,84	3,31
GSDHO	11,89%	11,53%	10,24%	10,60%	10,63%	-126,30	-89,66	38,72	3,21
RYGYO	37,43%	39,74%	41,38%	41,88%	41,91%	448,06	217,09	53,06	3,16
PINSU	0,34%	0,13%	0,13%	0,21%	0,24%	-9,64	11,49	10,89	3,13
CEMTS	2,39%	2,11%	1,32%	1,21%	1,24%	-114,51	-86,57	-7,83	2,98
ADGYO	1,11%	0,25%	0,14%	0,15%	0,18%	-93,03	-6,83	3,74	2,94
POLTK	29,65%	26,25%	26,03%	26,18%	26,21%	-343,71	-3,83	17,96	2,82
PNSUT	1,48%	0,26%	0,87%	0,27%	0,29%	-118,71	2,84	-58,41	2,25
KMPUR	4,58%	5,33%	5,16%	5,44%	5,46%	88,72	13,10	30,05	2,05
BAGFS	6,45%	5,73%	3,34%	3,38%	3,39%	-305,90	-233,52	5,11	1,89
SARKY	4,70%	5,81%	6,09%	6,20%	6,22%	151,61	41,22	13,17	1,64
RAYSG	84,98%	85,03%	84,81%	84,83%	84,84%	-13,95	-19,48	2,80	1,35
ELITE	0,09%	0,13%	0,01%	0,20%	0,21%	12,22	8,94	20,23	1,19
GLYHO	14,66%	16,39%	12,39%	12,31%	12,32%	-234,19	-406,75	-7,50	1,09
ARDYZ	2,58%	1,07%	1,20%	1,27%	1,28%	-130,94	20,59	7,70	0,96
ECZYT	4,89%	4,36%	2,74%	2,63%	2,63%	-225,84	-172,18	-10,83	0,69
CLEBI	4,22%	4,22%	4,08%	4,01%	4,02%	-19,76	-19,70	-6,12	0,50
ESCAR	30,04%	24,96%	27,22%	27,22%	27,22%	-281,92	226,33	0,10	0,28
MNDTR	82,36%	82,45%	82,38%	82,39%	82,39%	2,86	-6,30	1,14	0,28
NTGAZ	2,70%	2,29%	6,36%	6,49%	6,50%	380,07	420,83	13,53	0,27
DEVA	0,69%	0,62%	0,27%	0,30%	0,30%	-39,21	-32,48	3,01	0,24
DYOBY	0,30%	1,29%	0,21%	0,10%	0,10%	-20,17	-118,89	-11,17	0,06
TMSN	4,96%	4,48%	4,17%	4,17%	4,17%	-79,81	-30,94	-0,06	0,05
KLNMA	0,06%	0,06%	0,06%	0,06%	0,06%	0,00	0,00	0,00	0,00
KARTN	1,74%	1,77%	0,31%	0,18%	0,18%	-156,26	-158,35	-12,94	0,00
ARENA	0,22%	0,06%	0,10%	0,06%	0,06%	-15,50	-0,19	-4,36	0,00
REEDR	6,97%	7,04%	8,04%	8,01%	8,01%	103,16	96,36	-2,92	-0,05
KRDMA	7,10%	7,56%	7,82%	8,04%	8,04%	93,50	47,28	21,39	-0,07
TUKAS	3,87%	4,07%	3,78%	3,73%	3,72%	-15,30	-34,64	-6,04	-0,71
SNGYO	4,46%	4,25%	4,17%	4,13%	4,12%	-34,22	-13,23	-5,09	-0,73
ECILC	6,18%	6,54%	5,71%	5,29%	5,28%	-89,93	-125,29	-42,97	-0,90
ESEN	5,22%	6,02%	5,53%	4,29%	4,28%	-93,56	-174,23	-125,06	-1,00
BRISA	7,14%	7,18%	6,40%	6,30%	6,29%	-84,45	-88,24	-10,22	-1,05
GOZDE	4,64%	1,55%	0,88%	0,83%	0,81%	-383,13	-73,84	-6,40	-1,46
VAKFN	1,77%	2,16%	1,77%	2,15%	2,13%	36,30	-2,73	36,70	-1,63

ALGYO	3,96%	4,21%	2,14%	2,17%	2,15%	-181,48	-206,15	0,74	-1,83
NATEN	0,90%	1,08%	1,00%	0,77%	0,75%	-14,53	-32,39	-24,16	-1,93
ZRGYO	6,87%	6,81%	6,53%	6,51%	6,49%	-38,20	-32,13	-3,34	-2,07
PEKGY	7,76%	8,41%	7,18%	7,54%	7,52%	-24,25	-89,09	34,04	-2,24
UNLU	3,25%	2,67%	0,08%	0,03%	0,01%	-323,86	-266,51	-6,85	-2,51
AGESA	54,02%	59,72%	56,19%	56,27%	56,25%	223,04	-347,53	6,07	-2,68
AKFYE	26,25%	26,68%	26,78%	24,75%	24,72%	-152,86	-195,75	-206,26	-2,84
ODAS	8,61%	7,36%	7,71%	7,58%	7,55%	-106,48	18,65	-16,26	-3,15
BUCIM	3,48%	3,60%	3,46%	3,32%	3,29%	-19,26	-31,55	-17,43	-3,21
NTHOL	5,16%	4,99%	3,87%	3,48%	3,45%	-171,19	-154,14	-42,28	-3,48
TERA	11,09%	8,54%	11,03%	10,37%	10,34%	-75,72	179,22	-69,43	-3,54
KORDS	4,63%	4,44%	5,07%	5,08%	5,04%	41,39	60,15	-2,41	-3,82
PETUN	3,93%	2,55%	0,29%	0,18%	0,14%	-379,55	-241,11	-14,92	-3,83
IHAAS	45,92%	42,74%	39,13%	39,11%	39,07%	-685,23	-367,46	-5,53	-4,06
DESA	13,61%	13,50%	12,74%	13,04%	13,00%	-60,58	-50,04	26,36	-4,31
INVES	7,57%	7,29%	7,02%	7,05%	7,01%	-56,37	-28,11	-1,52	-4,51
AEFES	35,31%	38,98%	39,18%	39,00%	38,95%	364,19	-2,74	-23,03	-4,74
MAALT	0,34%	0,43%	0,14%	0,26%	0,21%	-13,03	-22,28	6,93	-4,80
AKFGY	4,02%	4,14%	3,58%	3,68%	3,63%	-38,44	-50,48	4,76	-4,87
AKCNS	9,52%	9,04%	8,62%	8,56%	8,51%	-101,01	-53,12	-10,29	-4,99
ANHYT	11,77%	12,10%	12,42%	12,21%	12,16%	39,31	6,54	-25,74	-5,07
ALKIM	5,86%	5,61%	5,63%	5,61%	5,56%	-30,03	-5,38	-7,24	-5,15
GOODY	48,63%	48,77%	48,79%	48,96%	48,91%	27,42	13,79	11,79	-5,39
AGROT	3,73%	4,32%	4,63%	3,49%	3,43%	-29,64	-89,46	-119,69	-6,41
TTRAK	26,38%	27,14%	22,29%	22,38%	22,31%	-406,70	-482,90	2,22	-6,88
KONYA	3,17%	3,11%	2,91%	2,85%	2,78%	-39,93	-33,81	-13,66	-6,99
AFYON	1,74%	2,18%	1,52%	1,72%	1,64%	-9,49	-54,00	12,73	-7,27
ARCLK	12,08%	15,45%	16,60%	15,94%	15,86%	378,74	41,66	-73,23	-7,30
THYAO	20,35%	23,33%	18,54%	18,05%	17,97%	-238,08	-536,18	-57,67	-8,54
BIOEN	7,38%	7,58%	7,43%	6,79%	6,70%	-67,85	-87,94	-73,66	-9,07
HTTBT	22,19%	19,34%	18,41%	18,28%	18,19%	-400,23	-114,42	-21,51	-9,25
BASGZ	7,37%	7,34%	7,22%	7,20%	7,11%	-26,62	-22,84	-10,68	-9,55
SKBNK	4,44%	5,00%	4,38%	4,39%	4,29%	-15,44	-71,25	-9,66	-10,44
INDES	11,81%	10,37%	7,63%	7,95%	7,83%	-397,65	-253,85	19,67	-11,67
LKMNH	2,44%	2,35%	1,37%	1,49%	1,37%	-107,12	-97,93	-0,15	-12,35
DAPGM	9,60%	12,13%	7,25%	6,04%	5,91%	-368,77	-622,21	-133,42	-12,64
GOLTS	6,07%	6,61%	6,23%	6,22%	6,09%	1,57	-52,86	-14,07	-13,22
TRCAS	3,55%	3,65%	2,23%	2,19%	2,06%	-149,77	-159,44	-17,52	-13,36
CMBTN	0,11%	0,29%	0,17%	0,21%	0,07%	-3,58	-21,86	-9,86	-13,72
QUAGR	8,65%	9,01%	6,06%	6,00%	5,86%	-278,35	-314,95	-19,70	-13,86
HLGYO	3,86%	4,05%	3,39%	3,70%	3,55%	-31,05	-49,31	15,76	-14,62
PGSUS	18,59%	18,25%	10,76%	10,74%	10,59%	-800,17	-765,53	-16,41	-14,82
TUPRS	32,13%	33,82%	32,35%	33,18%	33,03%	89,28	-78,92	68,15	-15,47
CANTE	4,31%	3,78%	5,24%	5,71%	5,53%	122,61	175,32	29,00	-17,94
OZKGY	7,21%	7,17%	6,78%	6,61%	6,42%	-78,48	-75,00	-35,14	-18,32
KLSEK	5,30%	5,42%	5,12%	5,07%	4,88%	-41,68	-53,17	-23,39	-18,66
ISGYO	7,82%	7,37%	7,14%	7,18%	6,99%	-82,88	-37,39	-15,21	-19,11
KAYSE	9,55%	9,55%	9,94%	10,05%	9,85%	30,72	30,32	-8,45	-19,40
KAREL	5,25%	5,21%	5,17%	9,45%	9,25%	400,15	404,48	408,04	-19,70
ASELS	50,54%	51,04%	54,56%	56,28%	56,07%	553,39	503,74	151,20	-21,14
EKGYO	20,81%	21,43%	18,51%	19,58%	19,36%	-145,16	-206,50	85,00	-21,91
ASUZU	7,50%	8,06%	6,77%	6,81%	6,57%	-92,86	-148,33	-19,63	-24,23
MIATK	2,97%	3,50%	6,70%	4,65%	4,40%	143,19	90,47	-229,78	-24,39
SMRTG	7,45%	7,45%	8,86%	6,63%	6,37%	-107,66	-107,70	-248,33	-25,71
VESTL	2,26%	2,93%	2,57%	2,55%	2,29%	3,29	-64,09	-28,42	-26,45
BFREN	25,09%	25,27%	25,29%	25,38%	25,11%	2,27	-16,31	-18,15	-26,87
BERA	10,66%	10,40%	9,99%	9,35%	9,06%	-160,42	-134,62	-93,32	-29,78
ALFAS	8,25%	7,28%	7,06%	7,27%	6,97%	-128,07	-31,23	-9,53	-30,44
VESBE	6,66%	6,20%	5,79%	5,69%	5,38%	-128,38	-82,13	-40,92	-30,67
ISFIN	11,90%	11,64%	10,80%	10,69%	10,36%	-154,26	-127,82	-43,89	-32,85
KZBGY	4,76%	5,00%	4,82%	4,63%	4,29%	-47,25	-71,91	-53,08	-34,24
ODINE	3,05%	3,17%	4,60%	3,62%	3,19%	13,86	2,20	-140,42	-42,31
MPARK	37,69%	41,07%	40,75%	41,12%	40,69%	299,62	-38,33	-5,91	-43,37

BSOKE	7,79%	6,92%	7,85%	10,42%	9,98%	219,33	306,42	213,40	-43,51
KONTR	5,99%	5,30%	6,42%	5,10%	4,63%	-135,78	-66,56	-178,29	-46,53
TRALT	20,93%	27,68%	24,54%	18,61%	18,09%	-284,20	-958,93	-644,64	-51,76
BIZIM	2,90%	2,00%	0,14%	0,54%	0,02%	-288,37	-198,80	-12,14	-51,87
AYDEM	18,78%	21,33%	18,96%	19,78%	19,23%	45,02	-210,23	26,77	-55,35
KCAER	14,72%	14,58%	12,39%	11,48%	10,92%	-379,90	-366,10	-147,51	-56,28
ISMEN	31,06%	27,96%	25,42%	26,68%	26,01%	-504,83	-195,05	58,69	-67,01
TTKOM	42,80%	44,20%	42,49%	42,23%	41,54%	-126,39	-266,88	-95,85	-69,04
TRENJ	9,48%	13,12%	12,83%	13,71%	12,97%	348,56	-15,46	13,78	-73,72
PASEU	19,58%	13,90%	14,39%	9,33%	8,55%	-1103,26	-534,86	-584,38	-78,33
SKTAS	0,21%	0,09%	0,03%	0,79%	0,00%	-20,94	-8,78	-2,79	-79,24
YYLGD	6,96%	6,12%	6,29%	6,63%	5,80%	-115,45	-31,19	-48,09	-82,97
GRTHO	18,66%	17,73%	15,81%	11,36%	10,29%	-837,30	-743,92	-551,90	-106,43
TAVHL	54,02%	56,91%	57,75%	54,20%	53,02%	-100,32	-389,33	-472,97	-118,33
BIENY	2,96%	2,98%	2,36%	2,32%	1,12%	-183,90	-185,70	-123,67	-120,35
POLHO	10,21%	10,14%	9,37%	9,34%	7,68%	-253,79	-246,78	-169,08	-166,78
ASTOR	44,17%	48,86%	55,91%	64,34%	62,64%	1846,74	1377,44	672,98	-170,46
EUREN	8,57%	6,93%	6,22%	8,98%	6,12%	-245,51	-81,17	-10,06	-285,89
FROTO	32,20%	37,57%	37,66%	35,88%	31,83%	-36,64	-573,84	-582,53	-404,97
EFOR	16,68%	11,66%	28,09%	21,15%	17,00%	31,93	533,38	-1109,45	-415,60
RGYAS	51,38%	50,14%	49,30%	51,65%	21,15%	-3022,97	-2898,34	-2814,90	-3049,98

*Veriler Citibank+Deutsche takasını içermektedir.

AKYatırım

Bu rapor, Ak Yatırım Menkul Değerler A.Ş. tarafından, güvenilir olduğuna inanılan kaynaklardan elde edilen bilgi ve veriler kullanılarak hazırlanmıştır. Raporunda yer alan ifadeler, hiçbir şekilde veya suretle alış veya satış teklifi olarak değerlendirilmemelidir. Ak Yatırım, bu bilgilerin doğru, eksiksiz ve değişmez olduğunu garanti etmemektedir. Bu sebeple, okuyucuların, bu raporlardan elde edilen bilgilere dayanarak hareket etmeden önce, bilgilerin doğruluğunu teyit ettirmeleri önerilir ve bu bilgilere dayanarak aldıkları kararlarda sorumluluk kendilerine aittir. Bilgilerin eksikliği ve yanlışlığından Ak Yatırım hiçbir şekilde sorumlu tutulamaz. Ayrıca, Ak Yatırım'ın ve Akbank'ın tüm çalışanları ve danışmanlarının, herhangi bir şekilde bilgiler dolayısıyla ortaya çıkabilecek, doğrudan veya dolaylı zararlarla ilgili herhangi bir sorumluluğu yoktur. Burada yer alan bilgiler, bir yatırım tavsiyesi, yatırım aracının alım-satım önerisi ya da getiri vaadi değildir ve Yatırım Danışmanlığı kapsamında yer almamaktadır. Yatırım Danışmanlığı hizmeti; aracı kurumlar, portföy yönetim şirketleri, mevduat kabul etmeyen bankalar ile müşteri arasında imzalanacak Yatırım Danışmanlığı sözleşmesi çerçevesinde sunulmaktadır. Bunlara ilaveten, Ak Yatırım, raporların Internet üzerinden e-mail yoluyla alınması durumunda virüs, hatalı gönderim veya diğer herhangi bir teknik sebepten dolayı alıcının donanımına veya yazılımına gelebilecek herhangi bir zarardan dolayı sorumlu tutulamaz.

© Ak Yatırım Menkul Değerler A.Ş.