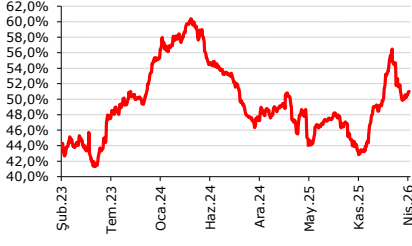


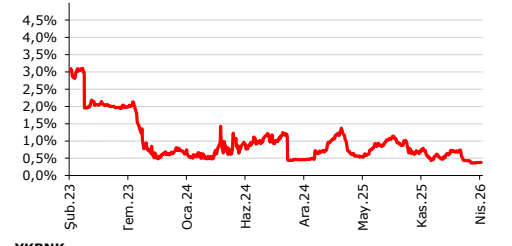
AKBNK -



GARAN -



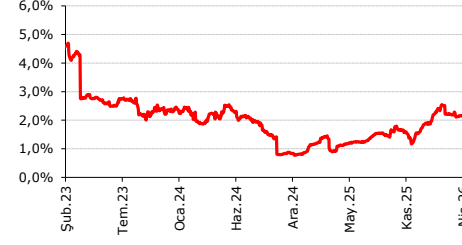
HALKB -



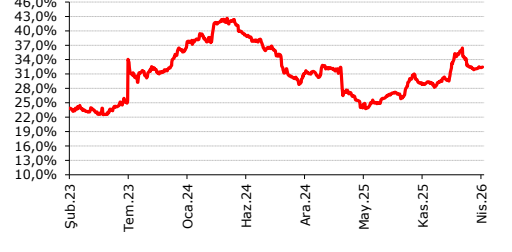
ISCTR -



VAKBN -



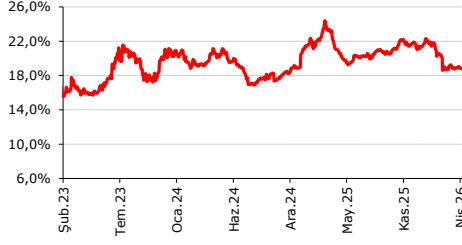
YKBNK -



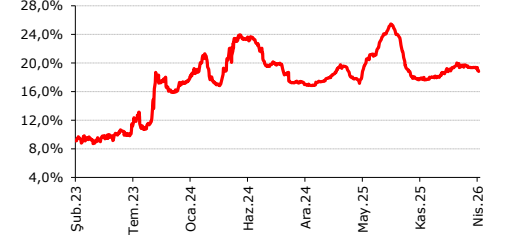
SKBNK -



TSKB -



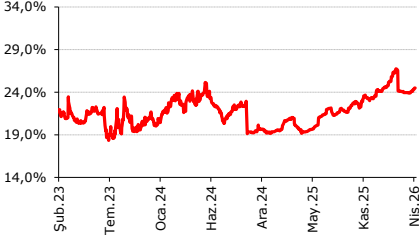
ALBRK -



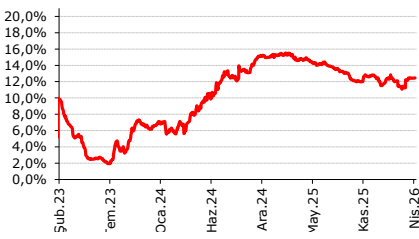
AKCNS



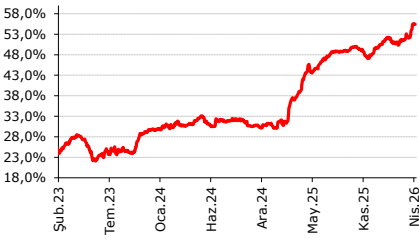
AKGRT



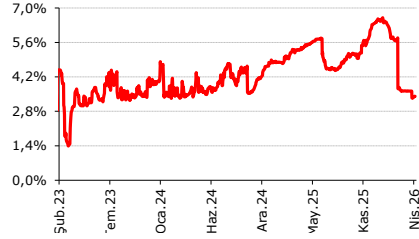
ANHYT



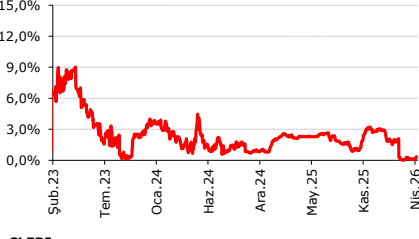
ASELS



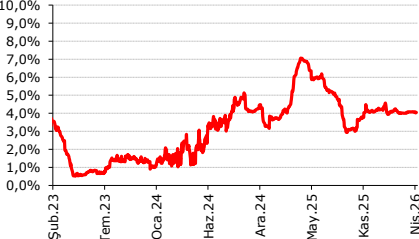
BAGFS



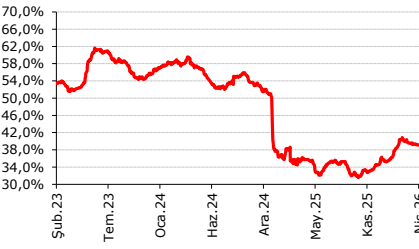
BIZIM



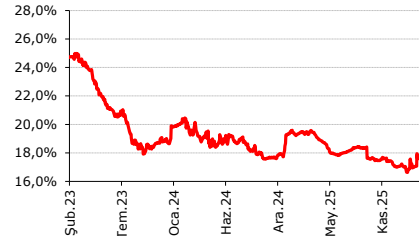
CLEBI



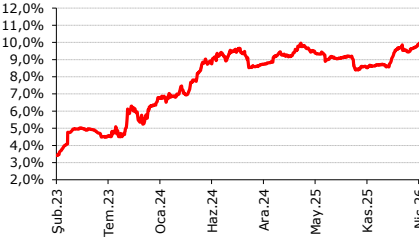
AEFES



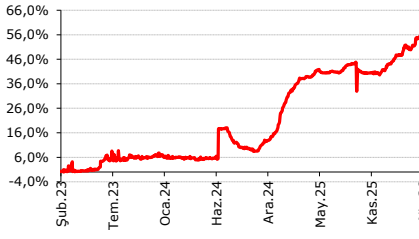
AKSA



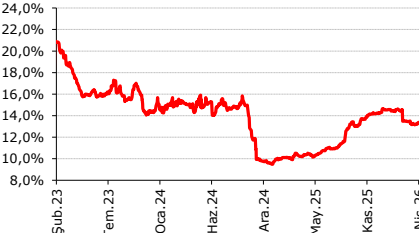
ANSGR



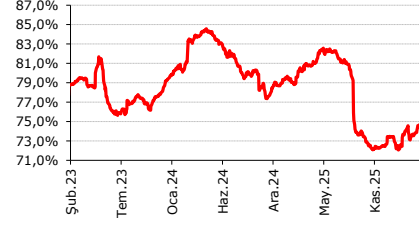
ASTOR



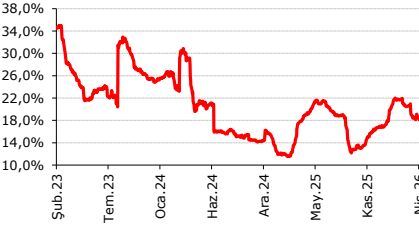
YATAS



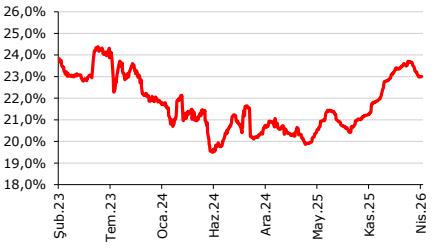
CCOLA



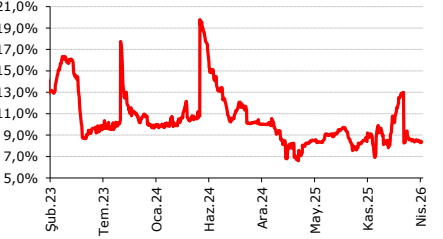
DOAS



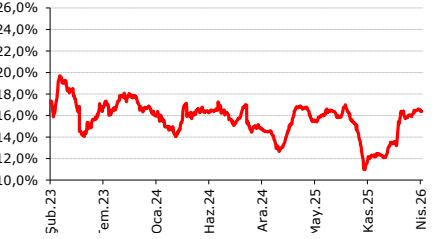
AGHOL



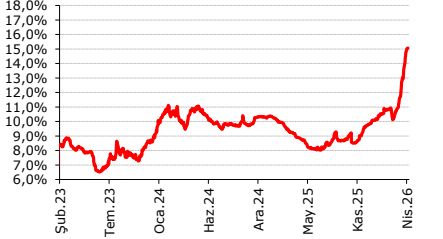
ALARK



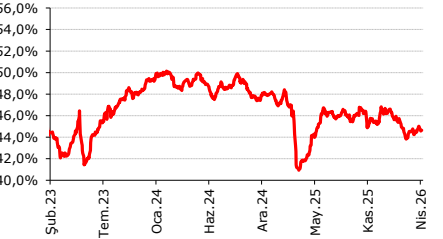
ARCLK



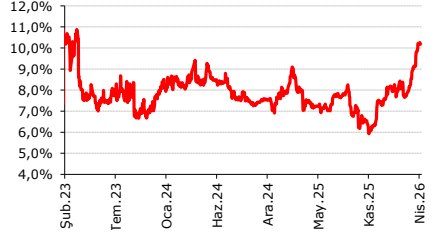
AYGAZ



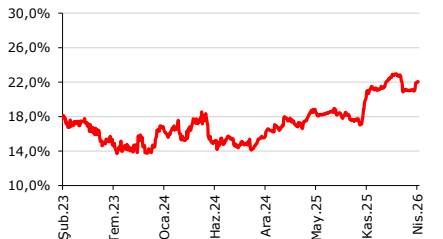
BIMAS

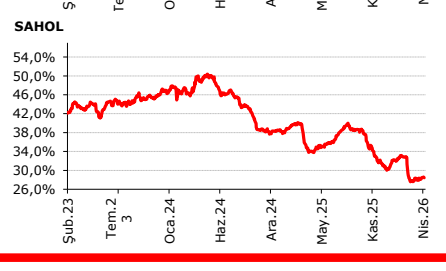
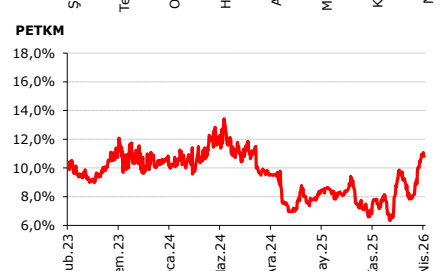
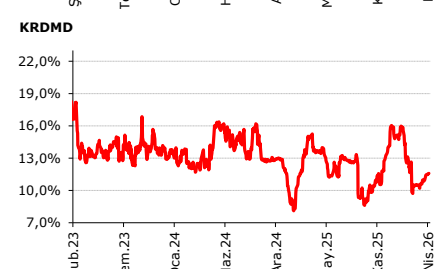
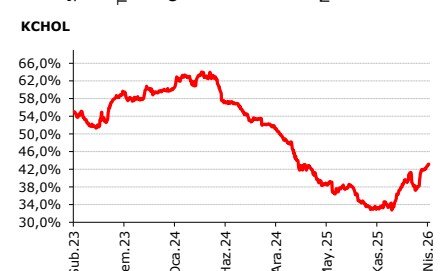
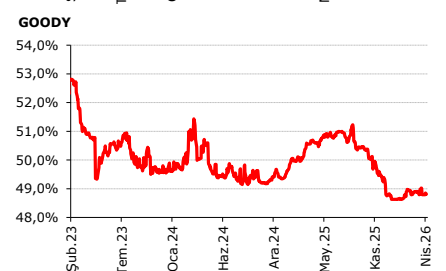
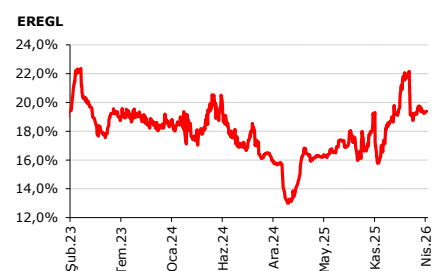
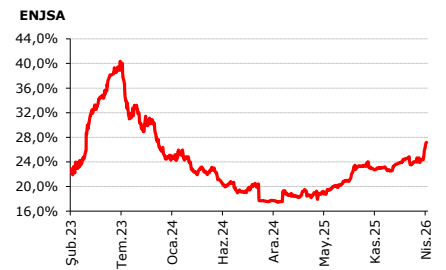
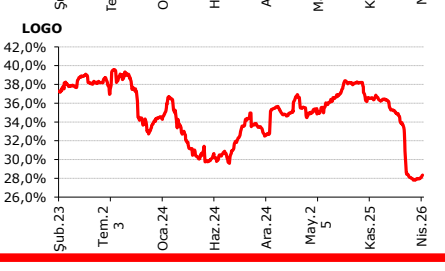
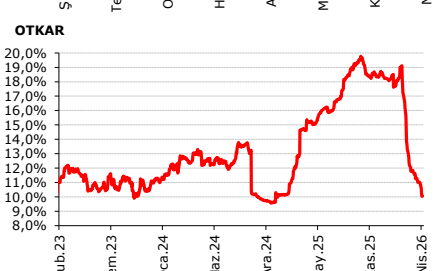
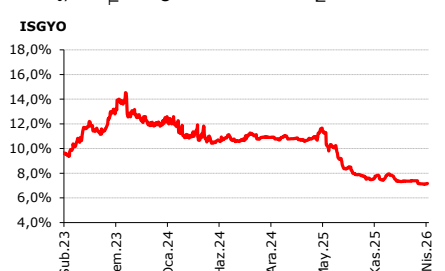
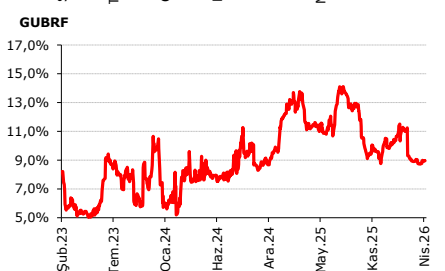
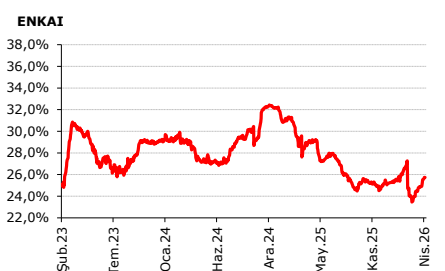
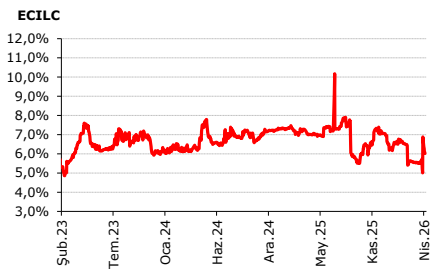
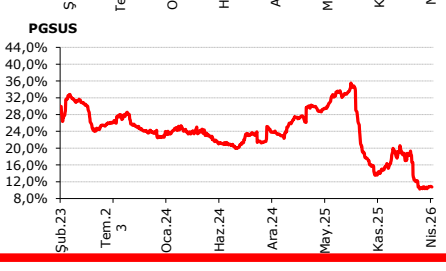
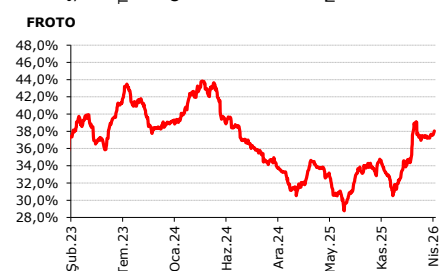
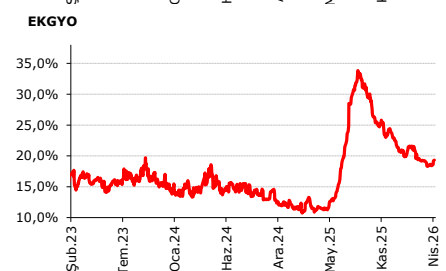
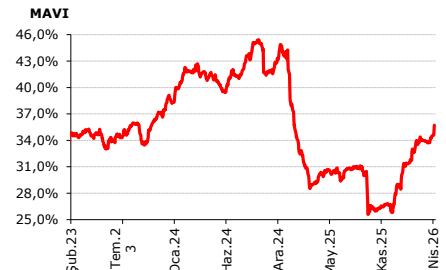


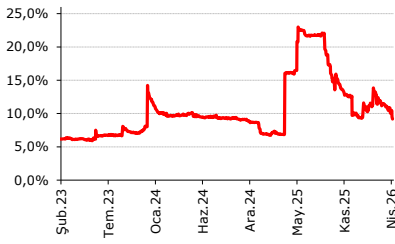
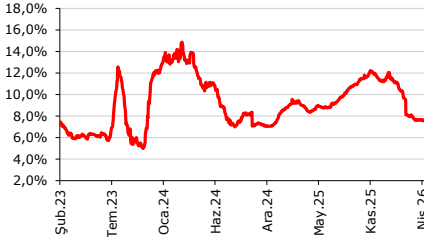
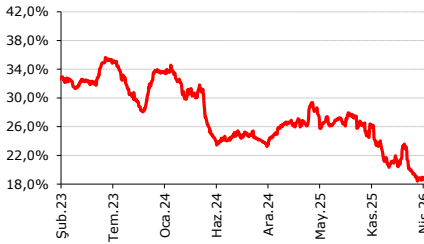
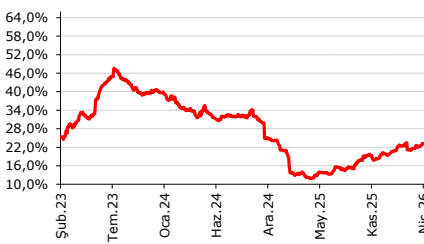
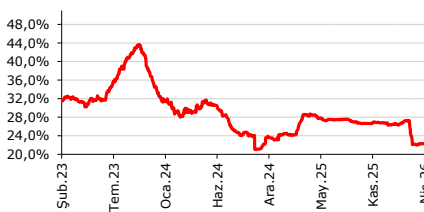
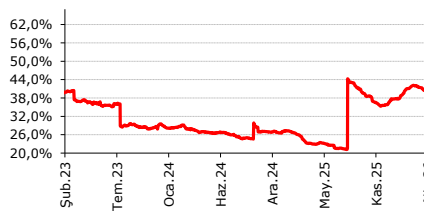
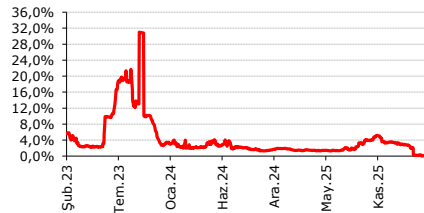
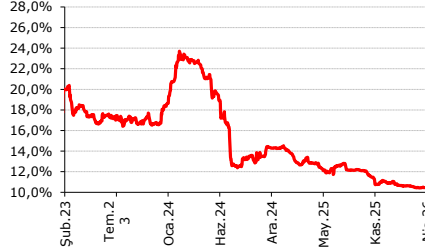
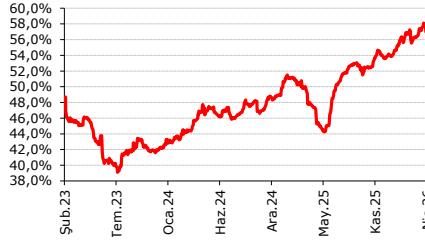
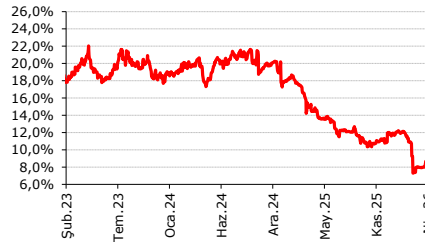
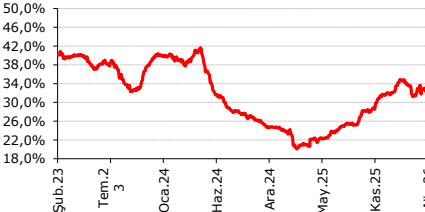
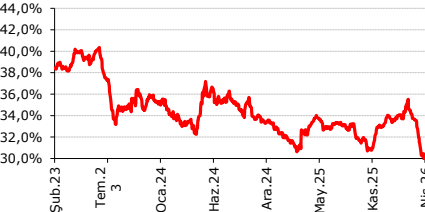
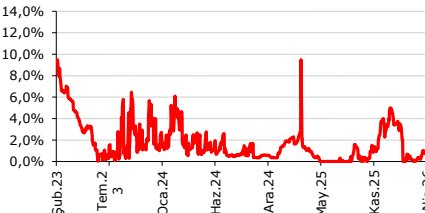
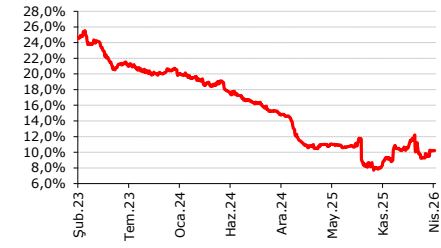
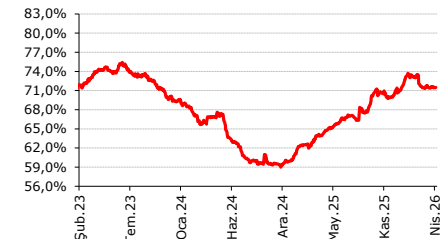
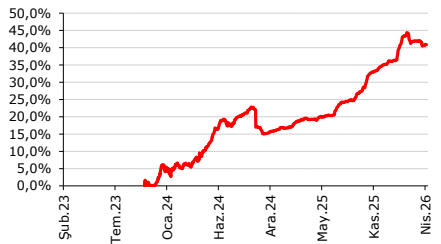
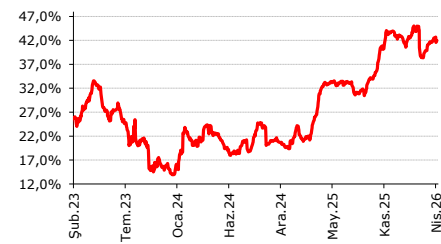
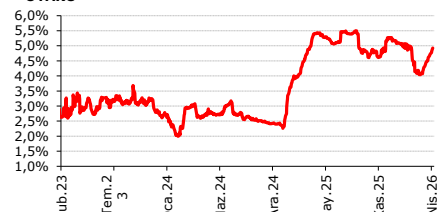
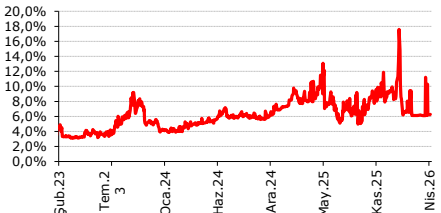
CIMS A



DOHOL





SASA**INDES****THYAO****TOASO****TTRAK****MPARK****UNLU****SELEC****TAVHL****TKFEN****VESBE****TUPRS****SOKM****YKSLN****SISE****TCELL****TABGD****TTKOM****ULKER****OYAKC****EUREN**

Son 1 haftaya göre yabancı takas değişim sıralaması (Citi-Deut)

Hisse	31.12.2025	23.01.2026	25.03.2026	16.04.2026	24.04.2026	YBB (bazp)	3ay (bazp)	1ay (bazp)	1 hafta(bazp)
ISCTR	24,58%	25,22%	24,51%	25,98%	26,87%	229,29	165,47	236,23	89,25
AKBNK	49,02%	49,75%	51,27%	50,40%	51,00%	198,08	125,23	-26,94	60,21
YKBNK	29,94%	31,32%	32,23%	32,37%	32,46%	252,20	114,50	22,96	8,72
HALKB	0,48%	0,61%	0,38%	0,38%	0,38%	-10,05	-23,10	0,22	0,31
VAKBN	1,89%	2,18%	2,23%	2,15%	2,11%	21,98	-7,43	-12,33	-3,93
GARAN	7,80%	7,92%	6,78%	6,37%	6,24%	-155,67	-167,58	-53,15	-12,67
TSKB	21,45%	21,91%	19,13%	18,94%	18,79%	-266,36	-312,11	-33,94	-15,54
ALBRK	17,98%	19,07%	19,38%	19,38%	18,82%	83,99	-25,89	-56,47	-56,20
ASTOR	44,17%	47,74%	52,01%	49,22%	61,42%	1725,36	1368,49	941,36	1220,82
ENJSA	22,56%	23,82%	23,99%	25,38%	27,17%	460,64	334,32	318,06	178,97
KAREL	5,25%	5,37%	5,10%	5,44%	6,89%	163,89	152,09	178,73	145,42
MAVI	28,68%	31,41%	33,95%	34,50%	35,71%	702,41	429,50	175,60	120,88
YKSLN	4,79%	2,89%	0,33%	0,79%	1,99%	-279,46	-89,25	166,59	120,59
MGROS	29,89%	33,68%	32,85%	35,12%	36,28%	639,09	260,81	343,35	116,04
ECILC	6,18%	6,65%	5,54%	5,01%	6,02%	-16,87	-63,72	47,45	100,98
EKGYO	20,81%	19,90%	19,15%	18,40%	19,32%	-149,53	-58,37	17,25	91,45
ZOREN	8,78%	9,59%	8,97%	9,25%	10,14%	136,51	55,39	116,58	88,83
RGYAS	51,38%	50,54%	47,97%	50,05%	50,74%	-64,50	19,63	276,90	69,20
KCHOL	33,94%	37,94%	39,80%	42,55%	43,20%	926,26	526,69	340,32	65,41
FROTO	32,20%	33,98%	37,46%	37,50%	38,03%	583,62	405,57	57,21	52,93
AYGAZ	10,08%	10,46%	11,26%	14,56%	15,05%	497,18	459,23	379,56	49,84
MIATK	2,97%	3,54%	4,42%	4,24%	4,68%	171,00	114,38	26,06	43,69
KRVGD	11,10%	10,75%	8,92%	9,46%	9,88%	-122,91	-87,70	95,26	41,96
VAKKO	6,79%	7,26%	6,91%	7,02%	7,42%	63,61	15,89	51,06	40,17
TURSG	6,12%	5,57%	6,01%	6,02%	6,40%	28,65	83,34	39,27	38,61
ISMEN	31,06%	30,23%	26,53%	26,20%	26,57%	-448,35	-365,65	3,96	36,90
LOGO	36,32%	35,22%	27,82%	27,99%	28,36%	-796,03	-686,10	53,62	36,89
KARSN	2,88%	2,62%	2,68%	2,88%	3,23%	35,59	60,94	55,58	35,46
ISDMR	13,26%	15,54%	15,59%	15,59%	15,94%	267,67	39,38	34,41	34,47
BSOKE	7,79%	8,41%	7,74%	8,09%	8,40%	60,76	-0,84	65,33	30,61
AKGRT	24,13%	24,76%	23,96%	24,22%	24,50%	37,42	-25,20	54,61	27,91
TUPRS	32,13%	34,72%	33,09%	32,55%	32,82%	68,62	-189,85	-27,06	27,21
TRENJ	9,48%	11,95%	12,50%	13,21%	13,46%	397,46	150,83	96,14	25,25
BIZIM	2,90%	1,90%	0,23%	0,14%	0,36%	-254,29	-154,18	12,61	21,76
MTRKS	1,73%	1,10%	0,95%	1,33%	1,55%	-18,45	45,05	59,68	21,36
ENKAI	25,23%	25,44%	24,45%	25,52%	25,73%	50,13	29,84	128,04	21,06
GWIND	5,91%	6,40%	6,19%	6,59%	6,80%	88,70	40,30	61,29	20,52
OYAKC	5,08%	5,06%	4,20%	4,72%	4,93%	-15,29	-13,83	72,72	20,34
YATAS	14,59%	14,44%	13,31%	13,24%	13,43%	-115,67	-100,41	12,68	19,70
AYDEM	18,78%	18,82%	19,80%	18,77%	18,97%	18,51	14,74	-83,74	19,13
VESTL	2,26%	2,56%	2,43%	2,60%	2,78%	52,60	21,91	35,30	18,76
EBEBK	9,66%	9,28%	9,69%	9,65%	9,84%	17,81	55,66	15,06	18,55
HLGYO	3,86%	4,92%	3,12%	3,48%	3,66%	-20,09	-126,05	53,96	18,48
RYGYO	37,43%	38,89%	41,15%	41,46%	41,64%	421,07	274,53	48,82	18,16
CCOLA	73,42%	72,09%	74,24%	74,77%	74,95%	153,49	286,45	70,76	17,90
NUHCM	19,31%	19,52%	19,12%	19,76%	19,93%	62,33	41,52	81,07	17,08
ORGE	18,45%	18,59%	18,67%	18,61%	18,78%	32,16	18,96	10,91	17,01
PEKGY	7,76%	8,58%	8,63%	7,27%	7,43%	-32,66	-114,89	-119,58	16,03
TABGD	36,05%	39,21%	41,84%	40,76%	40,91%	486,40	170,53	-92,76	15,18
AKFGY	4,02%	4,67%	3,75%	3,57%	3,72%	-29,55	-94,39	-3,01	14,82
EREGL	18,99%	19,53%	19,45%	19,24%	19,38%	39,03	-14,78	-6,86	14,74
KORDS	4,63%	4,28%	5,00%	5,06%	5,21%	58,00	92,75	20,76	14,48
GSDHO	11,89%	11,85%	10,16%	10,27%	10,42%	-147,59	-142,89	26,09	14,28
KLSE	5,30%	5,62%	4,97%	5,10%	5,24%	-6,50	-37,88	26,20	13,88
TKFEN	11,74%	11,94%	7,96%	8,61%	8,74%	-299,48	-319,63	77,84	13,53
ECZYT	4,89%	4,75%	3,08%	2,58%	2,71%	-218,74	-204,60	-37,66	12,77
ELITE	0,09%	0,10%	0,07%	0,01%	0,14%	4,45	3,78	6,34	12,45
DOHOL	21,32%	22,55%	21,04%	21,92%	22,04%	72,16	-50,94	100,39	12,40
ANSGR	8,71%	9,06%	9,60%	9,87%	9,99%	127,39	92,87	39,21	12,23
KRDMD	15,02%	15,98%	10,21%	11,47%	11,59%	-342,14	-438,80	138,91	12,14

EUPWR	9,17%	8,86%	8,06%	10,35%	10,47%	130,17	160,31	240,64	11,83
SMART	0,30%	0,29%	0,29%	0,30%	0,41%	10,38	11,10	11,10	10,61
ALCTL	1,92%	1,00%	0,49%	0,83%	0,94%	-97,66	-5,85	45,25	10,59
DESA	13,61%	13,56%	12,75%	12,84%	12,93%	-67,26	-62,62	18,67	9,41
TOASO	19,69%	20,88%	21,95%	23,12%	23,22%	352,69	233,24	126,99	9,28
VAKFN	1,77%	1,82%	1,82%	1,92%	2,00%	23,26	18,15	18,85	8,82
LINK	5,79%	5,79%	5,84%	5,57%	5,65%	-14,06	-14,08	-19,29	8,43
MAALT	0,34%	0,46%	0,30%	0,10%	0,18%	-15,45	-27,16	-11,06	8,31
LYDHO	15,83%	4,31%	5,23%	5,67%	5,75%	-1007,42	144,53	52,71	8,11
AKSEN	3,62%	3,60%	3,54%	3,75%	3,82%	19,93	22,84	28,20	7,09
HEKTS	8,93%	9,77%	8,69%	9,11%	9,17%	24,22	-59,59	48,52	6,61
ISGYO	7,82%	7,35%	7,17%	7,11%	7,17%	-64,59	-17,88	0,72	6,18
BAGFS	6,45%	6,32%	3,63%	3,35%	3,41%	-304,40	-291,40	-21,55	5,65
MAGEN	11,39%	12,54%	12,42%	12,66%	12,71%	131,69	17,13	28,99	4,75
NETAS	1,63%	1,39%	0,03%	0,03%	0,08%	-155,19	-131,34	4,74	4,71
KRDMA	7,10%	7,12%	8,63%	7,83%	7,87%	77,07	75,38	-75,88	4,61
BIENY	2,96%	3,54%	2,36%	2,37%	2,41%	-55,00	-113,27	4,87	4,33
AFYON	1,74%	2,01%	1,61%	1,52%	1,57%	-17,11	-44,52	-4,14	4,25
VESBE	6,66%	6,44%	5,57%	5,73%	5,76%	-90,10	-67,87	19,44	3,81
SARKY	4,70%	5,27%	6,48%	6,25%	6,29%	158,37	102,07	-19,46	3,72
VERUS	37,55%	37,67%	37,33%	37,40%	37,43%	-11,37	-24,08	10,40	3,72
KMPUR	4,58%	4,92%	5,07%	5,23%	5,27%	69,17	34,55	19,45	3,60
PENTA	7,41%	7,47%	6,02%	5,75%	5,78%	-162,88	-168,94	-24,26	3,59
IZMDC	5,75%	5,93%	5,20%	4,91%	4,95%	-80,45	-97,86	-25,45	3,55
BFREN	25,09%	25,22%	25,32%	25,28%	25,31%	22,20	9,30	-0,49	3,47
MPARK	37,69%	38,80%	41,41%	40,91%	40,94%	324,67	214,26	-47,38	3,45
ARDYZ	2,58%	1,08%	1,04%	1,22%	1,26%	-132,76	17,34	22,06	3,44
TCELL	71,16%	73,68%	71,72%	71,44%	71,48%	31,64	-220,09	-24,02	3,39
YYLGD	6,96%	6,70%	6,15%	6,28%	6,32%	-64,44	-38,44	16,13	3,28
SKTAS	0,21%	0,18%	0,02%	0,00%	0,03%	-17,57	-14,89	1,56	3,00
CANTE	4,31%	4,59%	5,05%	5,01%	5,04%	72,91	44,17	-1,34	2,98
AHGAZ	11,74%	11,84%	10,28%	10,27%	10,30%	-144,45	-153,96	1,86	2,93
MNDTR	82,36%	82,37%	82,39%	82,35%	82,38%	2,10	0,80	-0,74	2,90
ANHYT	11,77%	12,40%	12,20%	12,43%	12,46%	69,06	6,27	25,60	2,79
PKART	30,46%	31,35%	30,40%	30,41%	30,44%	-1,91	-91,29	4,27	2,76
UNLU	3,25%	2,98%	0,09%	0,09%	0,12%	-313,07	-286,80	2,84	2,73
NTGAZ	2,70%	2,60%	6,18%	6,41%	6,43%	373,61	383,44	24,91	2,70
SISE	10,30%	10,62%	9,83%	10,19%	10,22%	-7,92	-40,40	39,20	2,52
IHAAS	45,92%	46,87%	39,17%	39,12%	39,14%	-678,12	-772,88	-3,14	2,48
EUREN	8,57%	8,38%	6,17%	6,25%	6,28%	-229,59	-210,76	10,80	2,44
TTRAK	26,38%	26,35%	22,03%	22,29%	22,31%	-406,30	-403,32	28,12	2,34
GOODY	48,63%	48,64%	48,91%	48,79%	48,81%	17,70	16,49	-9,56	2,06
AGHOL	22,80%	23,19%	23,60%	22,99%	23,01%	20,44	-18,68	-58,95	2,00
ODAS	8,61%	7,44%	7,62%	7,61%	7,63%	-98,20	19,56	1,13	1,78
TKNSA	1,84%	1,52%	0,87%	0,72%	0,74%	-110,67	-77,99	-12,95	1,66
GOLTS	6,07%	6,40%	6,10%	6,22%	6,24%	16,56	-16,25	13,68	1,65
RAYSG	84,98%	84,98%	84,79%	84,84%	84,85%	-12,75	-12,61	6,29	1,41
SELEC	11,06%	10,67%	10,43%	10,48%	10,49%	-57,30	-17,92	5,83	1,39
BRISA	7,14%	7,30%	6,40%	6,42%	6,43%	-70,31	-86,72	3,19	1,19
PETUN	3,93%	3,50%	0,25%	0,27%	0,28%	-365,14	-321,27	3,40	1,06
ASUZU	7,50%	8,62%	6,64%	6,81%	6,82%	-68,39	-179,90	18,14	1,03
AKSGY	6,38%	6,24%	5,26%	5,31%	5,32%	-105,92	-92,07	5,53	1,02
SNGYO	4,46%	4,40%	4,13%	4,17%	4,18%	-28,15	-22,07	5,43	0,98
REEDR	6,97%	6,97%	7,21%	8,03%	8,04%	106,72	106,91	83,37	0,86
KAYSE	9,55%	9,69%	9,66%	9,98%	9,99%	44,49	30,13	33,40	0,85
ADGYO	1,11%	0,22%	0,18%	0,13%	0,14%	-97,10	-8,33	-3,80	0,82
GENTS	0,33%	0,33%	0,35%	0,41%	0,42%	9,37	9,05	7,12	0,73
DEVA	0,69%	0,64%	0,29%	0,27%	0,27%	-41,70	-36,34	-2,08	0,45
OYYAT	8,28%	7,99%	8,26%	8,39%	8,39%	11,29	40,24	13,19	0,44
NTHOL	5,16%	5,17%	4,36%	3,59%	3,60%	-156,08	-157,64	-75,74	0,34
TMSN	4,96%	5,06%	4,44%	4,17%	4,17%	-79,08	-88,49	-26,82	0,17
IMASM	4,63%	4,80%	4,61%	4,69%	4,69%	6,80	-10,38	8,39	0,00
KLNMA	0,06%	0,06%	0,06%	0,06%	0,06%	0,00	0,00	0,00	0,00

CMBTN	0,11%	0,24%	0,17%	0,17%	0,17%	6,04	-7,65	0,00	0,00
KARTN	1,74%	1,76%	1,21%	0,16%	0,16%	-158,86	-160,49	-105,37	0,00
BTCIM	7,65%	8,21%	7,59%	7,26%	7,26%	-39,65	-95,08	-33,39	-0,16
BRYAT	4,33%	3,91%	4,26%	4,20%	4,20%	-12,87	29,40	-6,06	-0,30
ZRGYO	6,87%	6,92%	6,57%	6,53%	6,53%	-34,62	-39,54	-3,77	-0,34
GLYHO	14,66%	15,53%	12,99%	12,41%	12,40%	-225,55	-312,01	-58,84	-0,37
LKMNH	2,44%	2,33%	1,41%	1,36%	1,36%	-108,10	-97,57	-5,49	-0,40
POLHO	10,21%	10,08%	10,10%	9,40%	9,39%	-82,48	-69,22	-70,96	-0,68
INVES	7,57%	7,47%	6,90%	7,03%	7,03%	-54,30	-43,80	12,65	-0,75
TRMET	26,31%	27,86%	30,71%	27,32%	27,32%	100,35	-53,95	-339,24	-0,77
POLTK	29,65%	29,38%	26,01%	26,04%	26,02%	-362,87	-335,88	1,28	-1,52
GOZDE	4,64%	3,96%	0,89%	0,86%	0,84%	-380,19	-311,66	-4,65	-1,55
DYOBY	0,30%	0,47%	0,19%	0,17%	0,15%	-14,68	-31,92	-3,78	-1,61
GENIL	18,30%	16,45%	8,58%	8,21%	8,19%	-1010,89	-826,48	-39,35	-1,85
KONYA	3,17%	3,11%	2,94%	2,84%	2,82%	-35,57	-28,67	-12,48	-1,88
ISFIN	11,90%	11,92%	10,98%	10,80%	10,78%	-112,23	-113,76	-19,97	-1,94
ALFAS	8,25%	8,24%	6,96%	7,12%	7,10%	-115,32	-114,57	13,73	-2,14
CLEBI	4,22%	3,94%	4,04%	4,07%	4,05%	-17,16	10,24	0,15	-2,14
CEMTS	2,39%	2,54%	1,22%	1,27%	1,25%	-114,08	-129,70	2,39	-2,48
ALKIM	5,86%	6,15%	5,60%	5,63%	5,60%	-25,32	-54,16	0,03	-2,52
EGEEN	9,67%	9,74%	6,28%	6,26%	6,23%	-343,79	-351,16	-5,07	-2,52
OZKGY	7,21%	7,32%	6,74%	6,70%	6,67%	-53,75	-64,92	-6,59	-2,60
SAHOL	30,59%	31,95%	28,18%	28,48%	28,45%	-213,49	-349,83	27,85	-2,65
ASELS	50,54%	52,06%	52,68%	55,47%	55,45%	490,59	338,34	276,46	-2,67
QUAGR	8,65%	8,81%	6,35%	6,09%	6,06%	-258,26	-275,03	-29,20	-2,71
ALGYO	3,96%	4,11%	2,68%	2,15%	2,12%	-184,78	-199,45	-55,85	-2,91
TRGYO	20,18%	19,45%	17,08%	14,68%	14,65%	-553,18	-479,54	-242,88	-2,95
CIMSA	7,63%	7,93%	8,54%	10,20%	10,17%	254,11	224,21	163,04	-3,23
GUBRF	9,86%	10,64%	9,00%	8,99%	8,96%	-90,89	-168,31	-4,85	-3,47
BUCIM	3,48%	3,51%	3,34%	3,39%	3,35%	-13,16	-15,92	0,67	-3,69
TATGD	7,65%	9,13%	6,43%	6,73%	6,69%	-96,10	-243,63	26,52	-3,71
HTTBT	22,19%	20,46%	18,59%	18,38%	18,34%	-385,13	-211,67	-24,84	-3,78
AGESA	54,02%	59,50%	57,35%	56,17%	56,13%	210,97	-337,81	-121,97	-3,95
TRCAS	3,55%	3,59%	2,35%	2,25%	2,21%	-134,91	-138,04	-14,93	-4,05
THYAO	20,35%	21,52%	18,99%	18,96%	18,91%	-143,52	-261,23	-7,35	-4,45
TERA	11,09%	10,71%	11,40%	11,16%	11,11%	2,05	40,14	-28,51	-4,47
SKBNK	4,44%	4,87%	4,99%	4,38%	4,34%	-10,48	-52,89	-65,40	-4,48
BASGZ	7,37%	7,31%	7,20%	7,22%	7,18%	-19,68	-13,25	-2,04	-4,64
PETKM	6,44%	8,71%	8,79%	10,86%	10,81%	437,38	210,80	201,94	-4,87
PGSUS	18,59%	18,41%	10,35%	10,80%	10,74%	-785,34	-766,53	39,36	-5,68
AKCNS	9,52%	8,62%	8,64%	8,60%	8,54%	-98,05	-8,27	-9,32	-6,05
ULKER	14,22%	16,37%	13,64%	14,18%	14,11%	-11,27	-226,66	46,51	-7,11
INDES	11,81%	11,19%	7,78%	7,65%	7,58%	-422,60	-360,53	-19,91	-7,27
YEOTK	6,42%	7,59%	5,84%	5,64%	5,56%	-85,32	-203,02	-27,51	-7,86
ALARK	8,42%	10,73%	8,59%	8,43%	8,35%	-7,16	-238,13	-24,06	-8,45
KZBGY	4,76%	5,17%	4,76%	4,81%	4,73%	-2,84	-44,02	-3,49	-8,49
BIOEN	7,38%	7,47%	7,49%	7,41%	7,32%	-5,67	-14,96	-17,39	-8,70
RYSAS	56,67%	56,91%	57,57%	57,83%	57,74%	106,84	83,29	17,09	-9,03
ARENA	0,22%	0,10%	0,08%	0,17%	0,06%	-15,50	-4,21	-1,73	-11,23
NATEN	0,90%	1,05%	0,91%	0,97%	0,83%	-6,99	-21,59	-8,39	-13,82
PINSU	0,34%	0,22%	0,35%	0,28%	0,15%	-19,12	-7,05	-20,14	-13,85
ARCLK	12,08%	13,37%	16,06%	16,53%	16,38%	430,74	301,25	31,99	-14,13
TUKAS	3,87%	3,99%	4,48%	3,90%	3,75%	-12,56	-24,54	-72,94	-14,71
CWENE	7,20%	10,86%	5,98%	7,34%	7,19%	-1,24	-367,00	120,94	-14,96
ODINE	3,05%	3,15%	4,59%	4,61%	4,45%	140,03	130,97	-13,93	-15,44
AEFES	35,31%	36,22%	39,49%	39,19%	39,00%	368,62	277,51	-48,71	-18,78
KCAER	14,72%	14,97%	12,60%	12,23%	11,96%	-275,97	-301,52	-64,18	-27,36
BERA	10,66%	10,46%	9,95%	9,97%	9,69%	-96,76	-76,65	-25,54	-28,23
GESAN	8,05%	9,76%	7,07%	7,76%	7,46%	-59,22	-230,19	38,63	-29,74
ESCOM	1,74%	0,21%	8,17%	2,96%	2,66%	91,19	244,69	-551,51	-30,56
BIMAS	46,32%	45,91%	44,54%	44,95%	44,63%	-168,85	-127,79	9,28	-31,73
PASEU	19,58%	19,33%	14,92%	14,32%	13,90%	-568,48	-543,43	-102,03	-42,02
PNSUT	1,48%	1,59%	0,13%	0,83%	0,40%	-107,78	-119,01	26,75	-42,75

BRSAN	10,49%	12,10%	5,95%	5,24%	4,77%	-571,81	-732,21	-117,69	-46,50
ESCAR	30,04%	25,55%	21,00%	29,29%	28,77%	-126,87	322,19	776,84	-52,47
TTKOM	42,80%	42,80%	41,05%	42,53%	41,98%	-82,35	-82,32	93,07	-55,32
DOAS	17,06%	20,58%	19,53%	18,62%	18,00%	94,02	-258,31	-153,45	-61,85
KLRHO	17,38%	17,31%	16,68%	15,62%	14,99%	-239,27	-231,96	-169,33	-62,73
AGROT	3,73%	3,72%	5,00%	4,08%	3,45%	-27,78	-27,53	-155,34	-63,30
KONTR	5,99%	5,33%	6,00%	6,37%	5,61%	-38,52	28,03	-39,75	-76,36
CRFSA	9,38%	10,28%	9,80%	10,08%	9,28%	-9,47	-99,58	-51,89	-79,40
DAPGM	9,60%	10,37%	7,97%	7,26%	6,45%	-314,95	-392,20	-152,08	-80,86
OTKAR	18,24%	17,68%	11,75%	10,93%	10,05%	-818,56	-762,43	-169,57	-87,42
AKSA	17,08%	16,65%	17,24%	17,26%	16,35%	-72,44	-29,65	-89,23	-90,72
SASA	9,40%	10,37%	11,45%	10,08%	9,18%	-22,22	-119,59	-227,14	-90,78
ESEN	5,22%	9,25%	5,77%	5,13%	4,22%	-99,65	-502,75	-154,75	-91,35
SOKM	33,74%	34,00%	32,97%	30,39%	29,14%	-459,81	-486,02	-382,79	-124,88
TAVHL	54,02%	55,88%	56,86%	57,41%	55,53%	150,35	-35,04	-133,53	-188,62
AKFYE	26,25%	27,06%	26,55%	26,90%	24,78%	-146,94	-227,52	-177,30	-211,74
TRALT	20,93%	24,46%	29,43%	24,14%	21,99%	105,67	-246,90	-743,78	-214,63
SMRTG	7,45%	8,13%	8,34%	8,79%	6,59%	-85,83	-153,84	-174,64	-219,32
EFOR	16,68%	16,25%	32,06%	28,48%	26,22%	953,85	997,21	-584,41	-226,70
GRTHO	18,66%	17,69%	16,29%	13,83%	11,50%	-716,52	-618,67	-479,35	-233,27
DOCO	35,01%	34,96%	34,84%	34,52%	32,00%	-300,55	-295,69	-283,73	-252,26

*Veriler Citibank+Deutsche takasını içermektedir.

AKYatırım

Bu rapor, Ak Yatırım Menkul Değerler A.Ş. tarafından, güvenilir olduğuna inanılan kaynaklardan elde edilen bilgi ve veriler kullanılarak hazırlanmıştır. Raporunda yer alan ifadeler, hiçbir şekilde veya suretle alış veya satış teklifi olarak değerlendirilmemelidir. Ak Yatırım, bu bilgilerin doğru, eksiksiz ve değişmez olduğunu garanti etmemektedir. Bu sebeple, okuyucuların, bu raporlardan elde edilen bilgilere dayanarak hareket etmeden önce, bilgilerin doğruluğunu teyit ettirmeleri önerilir ve bu bilgilere dayanarak aldıkları kararlarda sorumluluk kendilerine aittir. Bilgilerin eksikliği ve yanlışlığından Ak Yatırım hiçbir şekilde sorumlu tutulamaz. Ayrıca, Ak Yatırım'ın ve Akbank'ın tüm çalışanları ve danışmanlarının, herhangi bir şekilde bilgiler dolayısıyla ortaya çıkabilecek, doğrudan veya dolaylı zararlarla ilgili herhangi bir sorumluluğu yoktur. Burada yer alan bilgiler, bir yatırım tavsiyesi, yatırım aracının alım-satım önerisi ya da getiri vaadi değildir ve Yatırım Danışmanlığı kapsamında yer almamaktadır. Yatırım Danışmanlığı hizmeti; aracı kurumlar, portföy yönetim şirketleri, mevduat kabul etmeyen bankalar ile müşteri arasında imzalanacak Yatırım Danışmanlığı sözleşmesi çerçevesinde sunulmaktadır. Bunlara ilaveten, Ak Yatırım, raporların İnternet üzerinden e-mail yoluyla alınması durumunda virüs, hatalı gönderim veya diğer herhangi bir teknik sebepten dolayı alıcının donanımına veya yazılımına gelebilecek herhangi bir zarardan dolayı sorumlu tutulamaz.

© Ak Yatırım Menkul Değerler A.Ş.