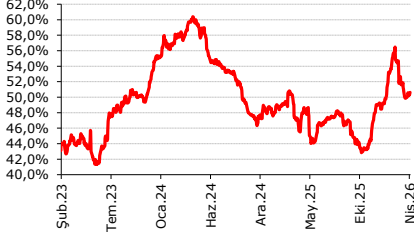


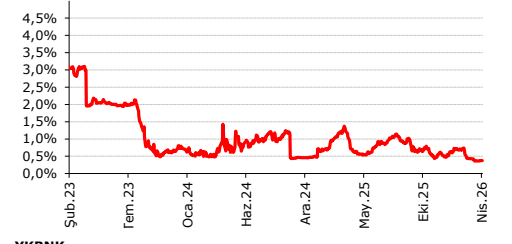
AKBNK -



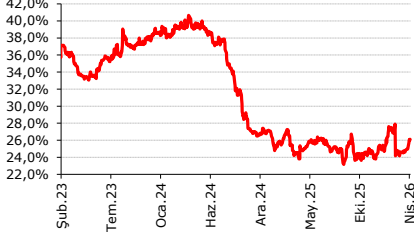
GARAN -



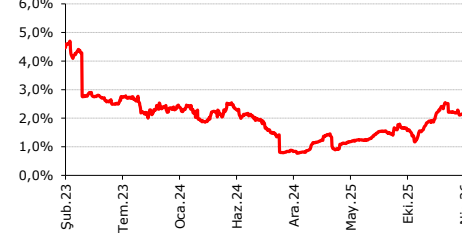
HALKB -



ISCTR -



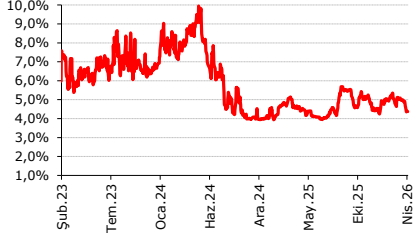
VAKBN -



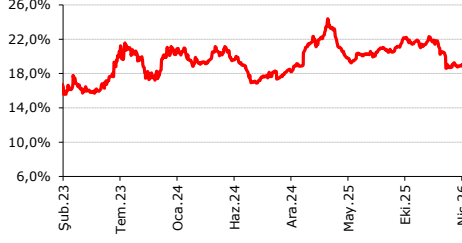
YKBNK -



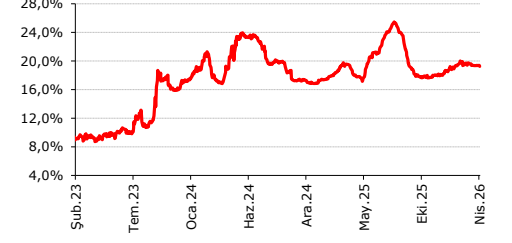
SKBNK -



TSKB -



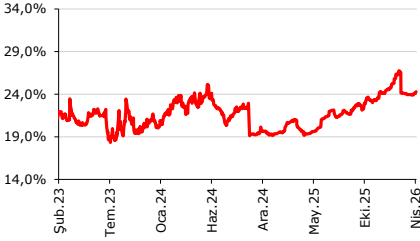
ALBRK -



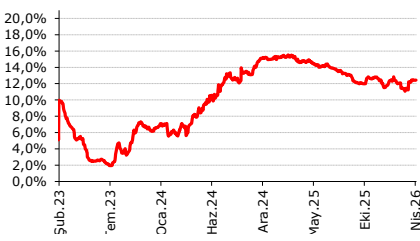
## AKCNS



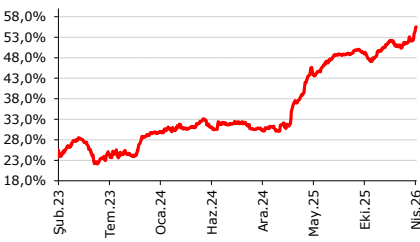
## AKGRT



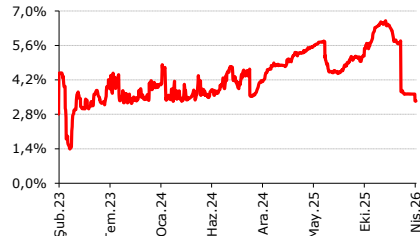
## ANHYT



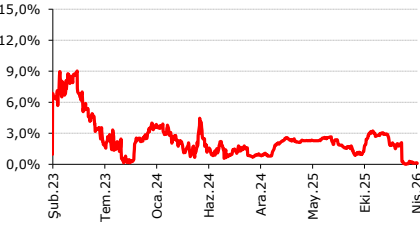
## ASELS



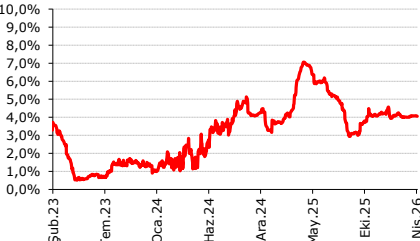
## BAGFS



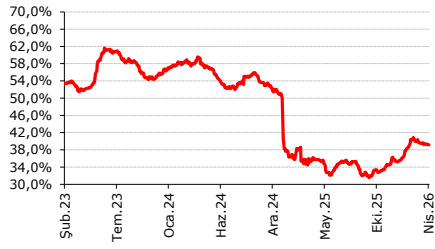
## BIZIM



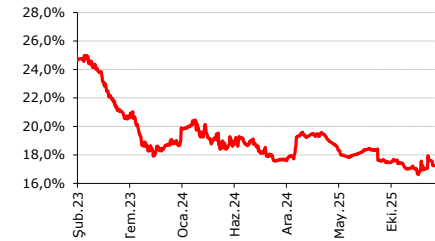
## CLEBI



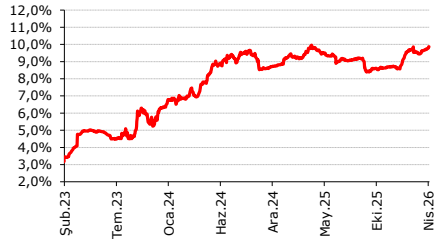
## AEFES



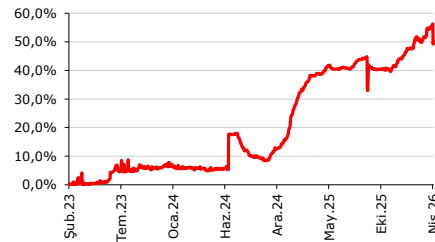
## AKSA



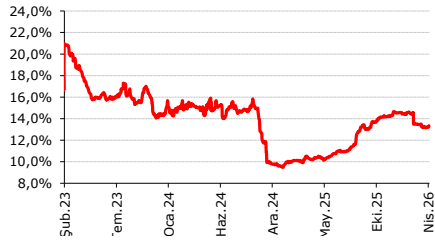
## ANSGR



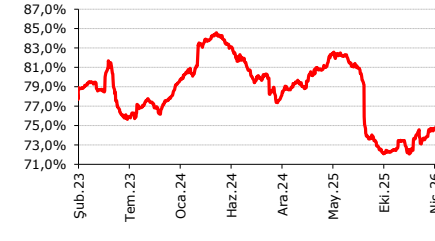
## ASTOR



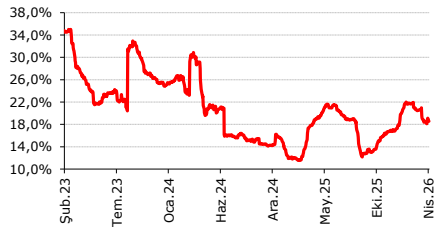
## YATAS



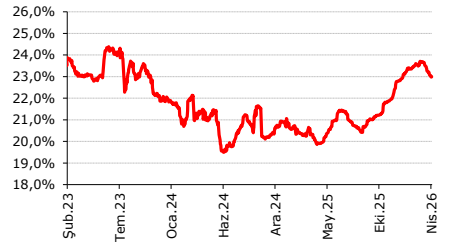
## CCOLA



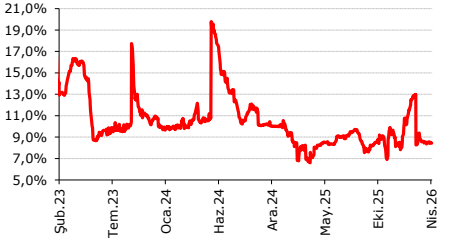
## DOAS



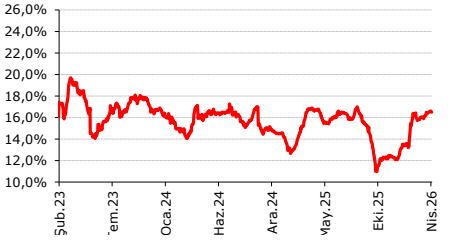
## AGHOL



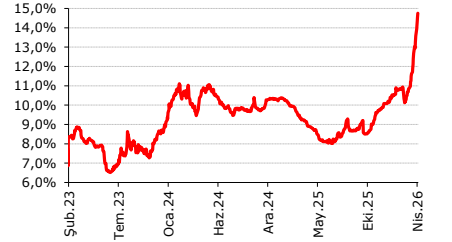
## ALARK



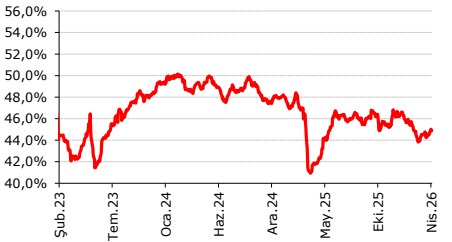
## ARCLK



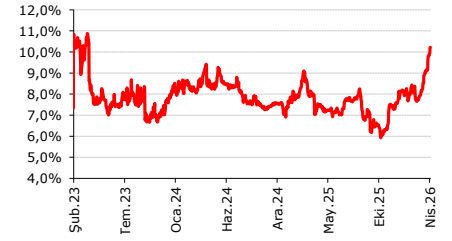
## AYGAZ



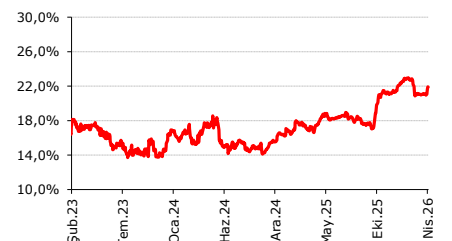
## BIMAS

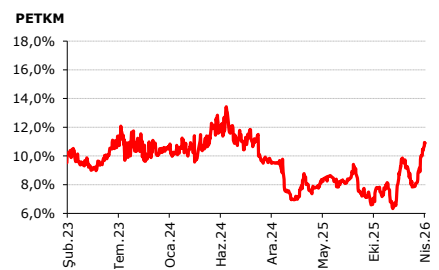
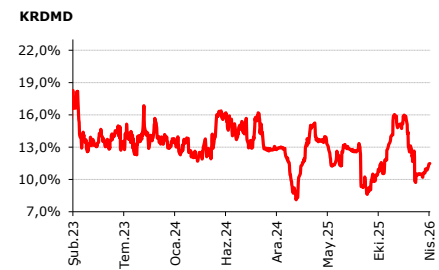
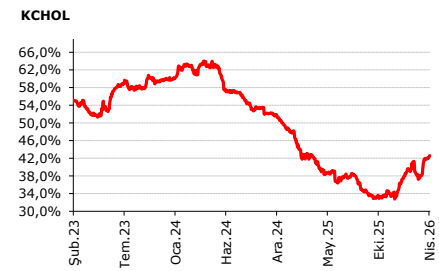
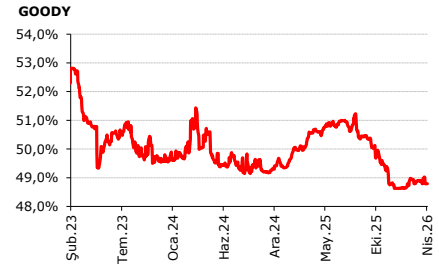
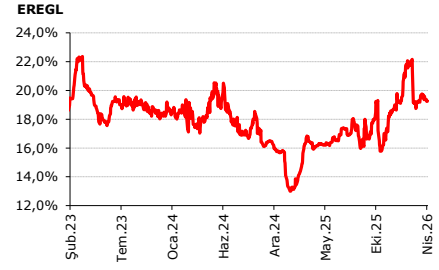
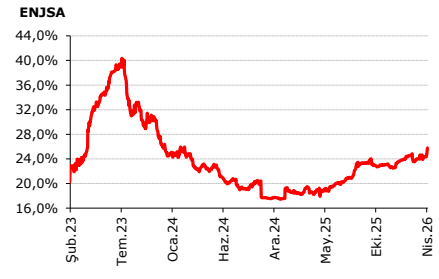
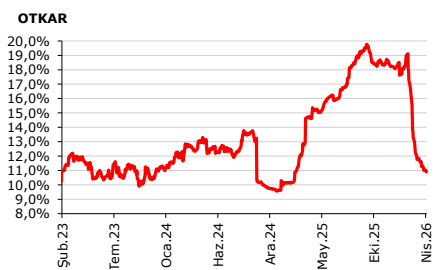
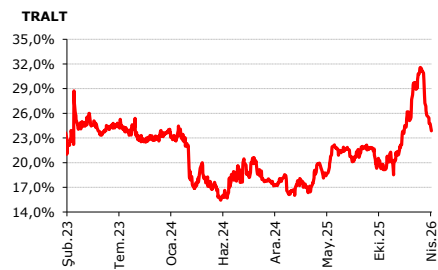
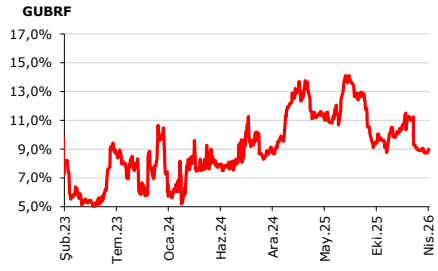
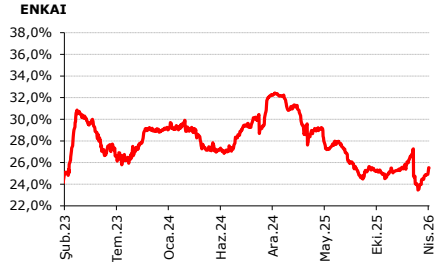
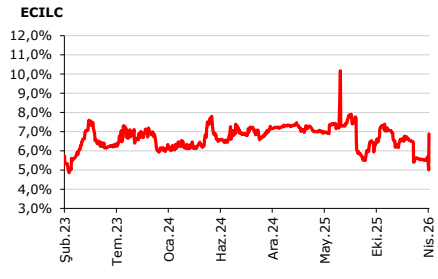
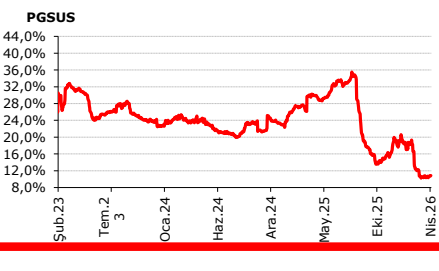
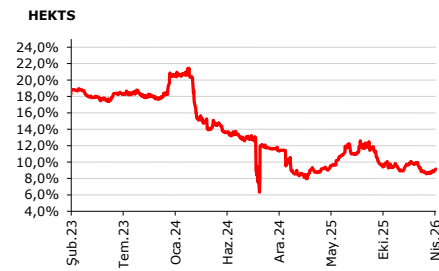
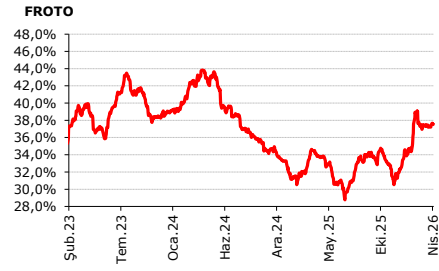
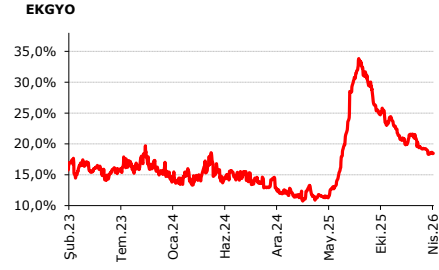
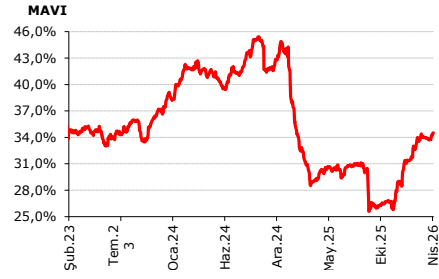


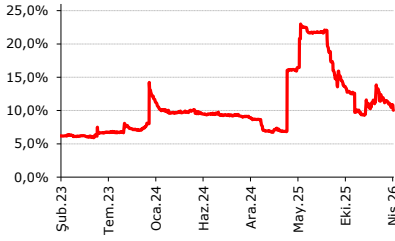
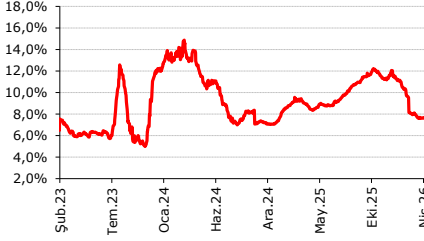
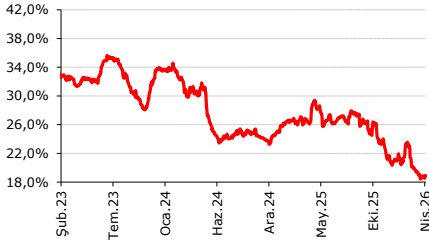
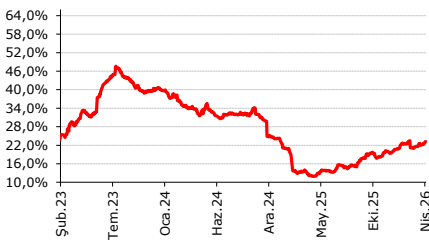
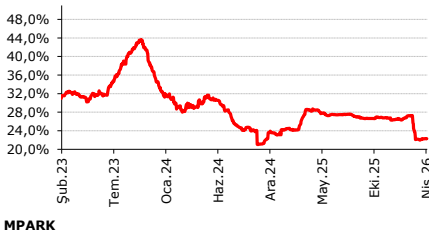
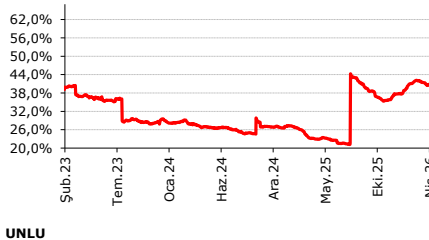
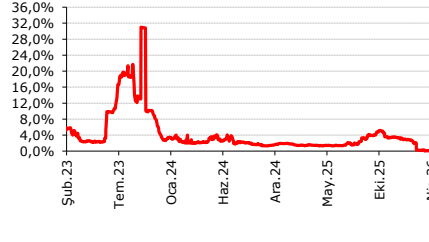
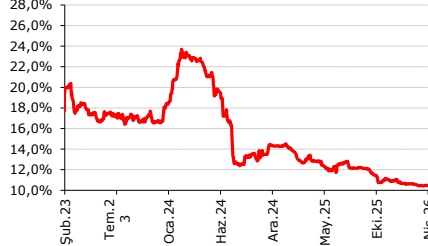
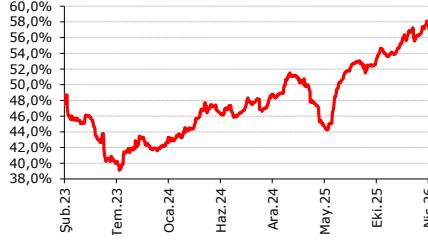
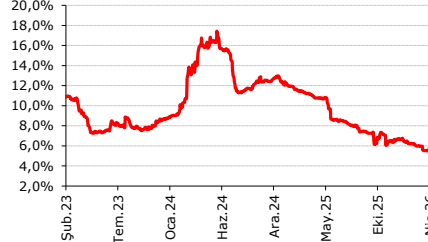
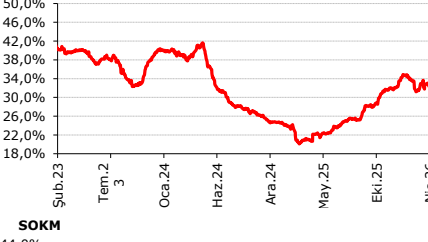
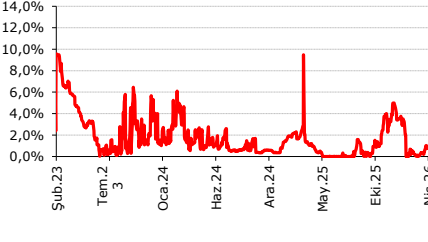
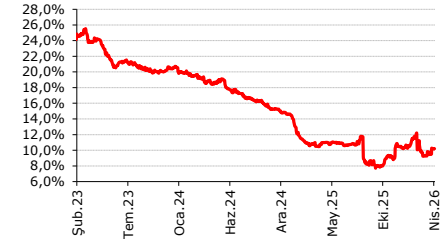
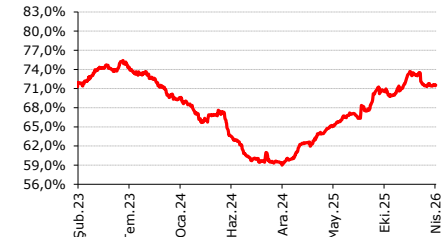
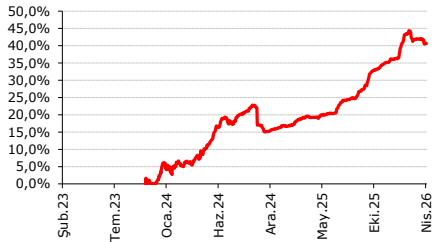
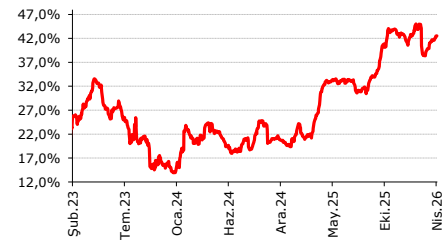
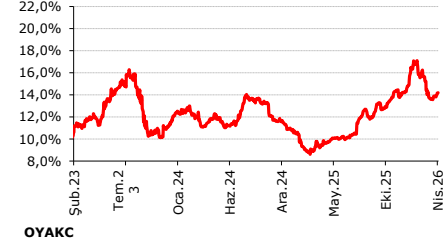
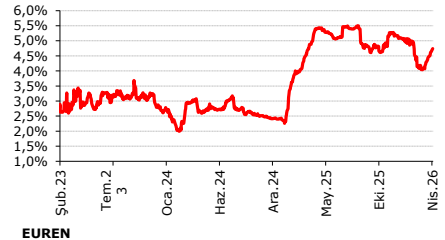
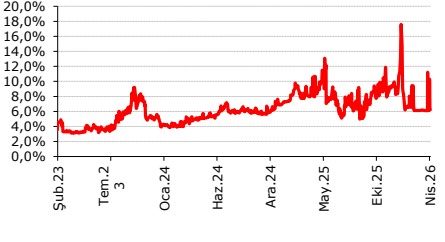
## CIMS A



## DOHOL





**SASA****INDES****THYAO****TOASO****TTRAK****MPARK****UNLU****SELEC****TAVHL****TKFEN****VESBE****TUPRS****SOKM****YKSLN****SISE****TCELL****TABGD****TTKOM****ULKER****OYAKC****EUREN**

Son 1 haftaya göre yabancı takas değişim sıralaması (Citi-Deut)

Hisse	31.12.2025	16.01.2026	18.03.2026	9.04.2026	17.04.2026	YBB (bazp)	3ay (bazp)	1ay (bazp)	1 hafta(bazp)
ISCTR	24,58%	25,42%	24,60%	25,00%	26,12%	154,50	70,04	152,18	112,32
AKBNK	49,02%	49,26%	51,61%	50,19%	50,62%	159,96	136,19	-99,65	42,56
YKBANK	29,94%	29,86%	32,43%	32,15%	32,39%	245,39	253,42	-4,05	24,32
GARAN	7,80%	7,75%	6,66%	6,18%	6,36%	-144,40	-138,78	-30,37	17,81
TSKB	21,45%	21,86%	19,09%	18,90%	18,97%	-248,04	-289,21	-11,80	7,46
HALKB	0,48%	0,62%	0,43%	0,36%	0,38%	-10,36	-24,68	-4,98	1,21
VAKBN	1,89%	1,95%	2,18%	2,16%	2,16%	27,13	21,07	-2,22	0,27
ALBRK	17,98%	18,59%	19,60%	19,38%	19,24%	126,31	64,76	-36,36	-13,77
ASELS	50,54%	51,72%	51,51%	52,72%	55,52%	498,22	380,52	401,60	279,89
MGROS	29,89%	32,38%	32,76%	33,42%	35,44%	554,61	305,66	267,56	201,80
DOCO	35,01%	35,68%	37,30%	32,14%	34,15%	-85,50	-152,44	-315,20	201,35
ESCAR	30,04%	21,15%	21,57%	27,14%	29,06%	-97,94	790,87	749,30	192,09
AYGAZ	10,08%	10,35%	10,86%	13,25%	14,75%	466,71	440,18	389,20	150,08
ENJSA	22,56%	23,64%	24,00%	24,40%	25,77%	321,26	213,37	176,92	137,68
RGYAS	51,38%	50,52%	48,22%	48,85%	50,22%	-115,79	-29,62	200,01	137,17
ECILC	6,18%	6,57%	5,55%	5,54%	6,88%	69,87	30,92	133,17	133,88
TOASO	19,69%	20,86%	21,63%	22,25%	23,22%	353,32	235,70	158,68	97,31
ISMEN	31,06%	30,86%	25,55%	25,50%	26,41%	-464,37	-444,61	85,88	91,60
TTKOM	42,80%	41,43%	39,84%	41,64%	42,54%	-26,30	110,67	269,49	90,13
DOHOL	21,32%	22,36%	21,05%	21,04%	21,92%	60,17	-43,85	87,23	87,71
MAVI	28,68%	31,37%	33,98%	33,74%	34,51%	582,74	313,86	53,57	76,77
CWENE	7,20%	8,86%	6,65%	6,32%	7,05%	-15,02	-180,70	39,69	73,66
EUPWR	9,17%	8,15%	7,81%	8,97%	9,69%	52,81	154,24	188,45	72,83
TRENJ	9,48%	11,38%	11,96%	12,67%	13,38%	389,26	199,71	141,76	70,37
KCHOL	33,94%	37,23%	38,04%	41,92%	42,61%	867,16	538,14	457,42	69,18
ENKAI	25,23%	25,43%	23,93%	24,85%	25,52%	29,00	9,63	159,25	67,02
CIMSA	7,63%	8,16%	8,16%	9,59%	10,22%	259,39	206,58	206,10	63,59
ZOREN	8,78%	8,88%	9,16%	8,81%	9,44%	66,85	56,32	28,38	63,38
GWIND	5,91%	6,46%	6,26%	6,04%	6,66%	75,01	20,28	39,78	62,50
AYDEM	18,78%	18,78%	19,56%	18,23%	18,84%	5,74	5,94	-71,88	60,98
TKFEN	11,74%	12,13%	8,00%	8,00%	8,61%	-312,33	-351,47	61,70	60,86
HLGYO	3,86%	5,74%	3,08%	2,98%	3,56%	-30,47	-217,76	48,22	57,46
KRDMD	15,02%	15,20%	10,52%	10,92%	11,49%	-352,59	-371,31	97,47	56,70
PGSUS	18,59%	19,68%	10,38%	10,36%	10,84%	-774,90	-883,38	45,96	48,11
MPARK	37,69%	37,72%	41,60%	40,50%	40,96%	326,91	324,44	-63,37	46,08
SMRTG	7,45%	7,37%	7,67%	8,50%	8,95%	150,05	158,41	127,64	44,78
PETKM	6,44%	7,93%	8,10%	10,47%	10,89%	445,32	296,51	279,69	42,39
PNSUT	1,48%	1,45%	0,13%	0,19%	0,61%	-86,85	-84,51	47,68	41,92
BSOKE	7,79%	8,57%	7,63%	7,73%	8,15%	35,80	-42,70	51,53	41,85
CRFSA	9,38%	9,87%	9,80%	9,65%	10,05%	67,02	17,45	25,03	40,22
EBEBK	9,66%	9,20%	10,52%	9,21%	9,60%	-5,78	40,39	-91,18	39,87
DOAS	17,06%	19,82%	20,62%	18,18%	18,57%	151,71	-124,09	-204,52	39,81
ESCOM	1,74%	0,21%	7,26%	2,58%	2,97%	122,28	275,39	-429,39	38,63
ISDMR	13,26%	15,14%	15,75%	15,32%	15,70%	243,82	55,81	-5,07	37,59
ULKER	14,22%	15,71%	13,75%	13,85%	14,20%	-2,38	-150,94	44,68	34,72
KRVGD	11,10%	10,66%	8,85%	9,10%	9,45%	-165,43	-121,31	60,43	34,63
FROTO	32,20%	34,58%	37,36%	37,21%	37,55%	535,72	297,30	19,54	34,20
KARSN	2,88%	2,83%	2,68%	2,67%	3,01%	13,02	17,96	32,98	34,11
AKGRT	24,13%	24,52%	23,95%	23,96%	24,29%	15,65	-23,71	33,37	32,58
SAHOL	30,59%	32,16%	27,63%	28,14%	28,46%	-212,83	-370,35	82,69	32,49
BIMAS	46,32%	46,51%	44,51%	44,55%	44,87%	-145,29	-164,51	36,26	31,84
HEKTS	8,93%	9,65%	8,58%	8,87%	9,16%	22,74	-49,47	57,49	28,30
VAKKO	6,79%	7,16%	6,98%	6,75%	7,02%	22,85	-14,45	3,78	26,84
VESTL	2,26%	2,43%	2,42%	2,45%	2,71%	45,54	28,02	29,52	26,28
IMASM	4,63%	4,80%	4,71%	4,44%	4,70%	7,31	-9,87	-1,01	26,02
VESBE	6,66%	6,65%	5,98%	5,51%	5,77%	-89,27	-87,41	-21,27	25,96
KAYSE	9,55%	9,54%	9,65%	9,73%	9,99%	43,79	44,98	33,37	25,49
DAPGM	9,60%	9,82%	8,22%	6,70%	6,94%	-266,01	-287,69	-127,73	23,62
ALFAS	8,25%	8,24%	7,55%	6,90%	7,14%	-111,16	-110,79	-41,71	23,27
ESEN	5,22%	8,38%	5,90%	5,54%	5,76%	54,69	-261,96	-13,58	22,30

RYGYO	37,43%	38,13%	40,95%	41,25%	41,47%	404,29	333,76	51,99	21,63
AKSEN	3,62%	3,58%	3,56%	3,55%	3,76%	13,48	17,66	19,47	21,08
CANTE	4,31%	4,49%	4,72%	4,84%	5,05%	74,30	56,28	33,31	21,06
OYAKC	5,08%	5,08%	4,09%	4,53%	4,74%	-33,97	-34,00	65,30	20,77
AKFYE	26,25%	26,65%	26,58%	26,72%	26,92%	67,05	27,51	34,47	20,48
OZKGY	7,21%	7,26%	6,77%	6,58%	6,76%	-44,52	-49,36	-0,22	18,75
GUBRF	9,86%	10,36%	8,91%	8,79%	8,97%	-89,18	-138,28	6,26	18,72
CCOLA	73,42%	72,19%	73,83%	74,53%	74,70%	128,13	250,78	86,96	17,14
GSDHO	11,89%	11,95%	10,48%	10,13%	10,29%	-160,05	-166,08	-18,67	15,80
YATAS	14,59%	14,57%	13,45%	13,19%	13,35%	-124,52	-122,28	-10,87	15,67
SARKY	4,70%	5,13%	6,62%	6,08%	6,24%	153,19	110,62	-37,91	15,33
MTRKS	1,73%	2,54%	1,00%	1,28%	1,43%	-29,99	-110,36	43,10	14,81
ODINE	3,05%	3,18%	4,67%	4,49%	4,64%	158,28	146,05	-3,69	14,74
YKSLN	4,79%	3,52%	0,10%	0,90%	1,04%	-375,24	-248,08	93,40	13,45
ARDYZ	2,58%	1,23%	0,99%	1,11%	1,25%	-133,88	1,79	26,08	13,19
DESA	13,61%	13,49%	12,71%	12,73%	12,86%	-74,44	-62,78	15,47	13,18
ANSGR	8,71%	8,74%	9,44%	9,74%	9,87%	115,42	112,45	42,74	12,76
KLSER	5,30%	5,58%	5,24%	4,95%	5,07%	-22,94	-50,69	-17,18	12,67
REEDR	6,97%	6,97%	7,06%	7,92%	8,04%	106,74	106,78	98,09	12,39
OYYAT	8,28%	8,01%	8,05%	8,27%	8,39%	10,98	37,83	34,33	11,74
KORDS	4,63%	4,35%	5,02%	4,95%	5,06%	43,47	70,92	4,44	11,52
NUHCM	19,31%	19,55%	19,08%	19,65%	19,75%	44,53	20,45	67,28	10,93
LYDHO	15,83%	16,60%	5,12%	5,59%	5,70%	-1013,18	-1090,78	58,08	10,51
BERA	10,66%	10,45%	9,91%	9,88%	9,98%	-67,79	-46,37	7,21	10,26
BRISA	7,14%	7,13%	6,40%	6,35%	6,45%	-69,01	-68,24	5,28	9,82
GOLTS	6,07%	6,23%	6,13%	6,12%	6,22%	14,79	-0,91	8,70	9,53
TURSG	6,12%	5,69%	6,06%	5,94%	6,04%	-7,80	35,37	-1,85	9,50
ASUZU	7,50%	8,40%	6,58%	6,73%	6,82%	-67,76	-157,29	23,81	9,02
MAGEN	11,39%	12,01%	12,25%	12,58%	12,67%	128,05	66,58	42,57	8,80
LOGO	36,32%	35,30%	28,03%	27,95%	28,03%	-829,11	-727,05	-0,34	8,08
TATGD	7,65%	8,81%	6,25%	6,68%	6,76%	-89,19	-205,37	51,15	7,81
ORGE	18,45%	18,55%	18,55%	18,58%	18,66%	20,28	10,66	10,98	7,80
VERUS	37,55%	37,68%	37,30%	37,35%	37,42%	-12,40	-25,87	12,64	7,43
KMPUR	4,58%	4,96%	4,69%	5,16%	5,23%	65,65	27,85	54,01	7,39
BUCIM	3,48%	3,47%	3,38%	3,34%	3,42%	-6,40	-5,57	3,49	7,35
ALCTL	1,92%	1,13%	0,50%	0,82%	0,89%	-102,42	-24,23	39,18	6,77
KRDMA	7,10%	7,14%	12,08%	7,79%	7,86%	75,46	71,85	-421,98	6,73
KAREL	5,25%	5,31%	5,09%	5,43%	5,50%	24,44	18,93	40,98	6,69
RAYSG	84,98%	84,86%	84,79%	84,79%	84,84%	-13,49	-1,74	5,48	5,36
VAKFN	1,77%	1,90%	1,79%	1,78%	1,83%	5,67	-7,27	4,14	5,23
INVES	7,57%	7,44%	6,80%	6,99%	7,04%	-52,78	-39,28	24,34	5,09
THYAO	20,35%	20,92%	19,39%	18,86%	18,91%	-143,38	-200,89	-47,45	5,01
AKFGY	4,02%	4,72%	3,89%	3,58%	3,62%	-39,84	-110,48	-26,81	4,19
TKNSA	1,84%	1,76%	0,87%	0,77%	0,81%	-103,16	-95,23	-5,48	3,99
KZBGY	4,76%	5,11%	4,76%	4,78%	4,81%	5,61	-29,87	5,37	3,90
AKSA	17,08%	17,06%	17,25%	17,23%	17,26%	18,91	20,67	1,72	3,90
PETUN	3,93%	3,54%	0,28%	0,27%	0,31%	-362,88	-323,61	2,05	3,89
GENTS	0,33%	0,31%	0,33%	0,38%	0,41%	8,47	10,49	8,27	3,37
TCELL	71,16%	73,17%	71,42%	71,51%	71,54%	38,40	-162,05	12,16	3,34
UNLU	3,25%	2,86%	0,25%	0,05%	0,08%	-316,16	-277,49	-16,96	3,02
EGEEN	9,67%	9,75%	6,30%	6,23%	6,26%	-341,25	-348,79	-4,67	2,77
POLHO	10,21%	10,44%	10,15%	9,35%	9,38%	-83,61	-105,84	-77,35	2,38
BASGZ	7,37%	7,31%	7,17%	7,19%	7,22%	-15,64	-9,44	5,15	2,34
SNGYO	4,46%	4,52%	4,14%	4,15%	4,18%	-28,90	-34,81	3,28	2,30
BRYAT	4,33%	3,88%	4,26%	4,20%	4,22%	-11,14	34,00	-3,83	2,10
NTGAZ	2,70%	2,53%	5,78%	6,43%	6,45%	375,19	391,48	66,61	1,97
ISFIN	11,90%	11,99%	10,93%	10,78%	10,79%	-111,01	-119,91	-14,04	1,75
AFYON	1,74%	1,84%	1,64%	1,51%	1,52%	-21,59	-31,58	-11,69	1,54
TTRAK	26,38%	26,65%	22,18%	22,27%	22,29%	-408,90	-435,92	10,58	1,46
AKSGY	6,38%	6,25%	5,26%	5,29%	5,31%	-107,20	-94,43	4,58	1,38
SMART	0,30%	0,29%	0,29%	0,30%	0,31%	0,42	1,14	1,14	1,11
KLRHO	17,38%	17,37%	15,69%	15,62%	15,63%	-175,12	-173,58	-6,14	1,10
NETAS	1,63%	1,35%	0,02%	0,01%	0,02%	-160,28	-132,85	0,52	1,02

INDES	11,81%	11,30%	7,98%	7,63%	7,64%	-416,41	-365,85	-33,42	0,85
SKTAS	0,21%	0,22%	0,00%	0,03%	0,04%	-16,80	-17,47	3,84	0,73
BFREN	25,09%	25,19%	25,31%	25,26%	25,27%	18,23	7,64	-3,70	0,63
ARCLK	12,08%	13,51%	16,05%	16,50%	16,50%	442,42	299,62	45,51	0,50
ELITE	0,09%	0,01%	0,08%	0,01%	0,01%	-8,00	0,60	-6,44	0,44
GOZDE	4,64%	4,54%	0,91%	0,86%	0,86%	-378,34	-367,45	-4,39	0,10
KLNMA	0,06%	0,06%	0,06%	0,06%	0,06%	0,00	0,00	0,00	0,00
MNDTR	82,36%	82,37%	82,38%	82,35%	82,35%	-0,81	-1,32	-2,93	-0,16
BIENY	2,96%	3,28%	2,33%	2,35%	2,35%	-61,32	-93,38	1,33	-0,23
CMBTN	0,11%	0,18%	0,17%	0,17%	0,17%	6,04	-1,47	0,00	-0,24
PINSU	0,34%	0,25%	0,12%	0,13%	0,12%	-21,19	-12,34	0,00	-0,30
PKART	30,46%	31,11%	30,61%	30,41%	30,40%	-5,40	-70,76	-20,73	-0,49
AKCNS	9,52%	8,84%	8,63%	8,60%	8,59%	-93,28	-25,12	-4,06	-0,56
ALGYO	3,96%	4,15%	2,84%	2,16%	2,15%	-181,11	-199,43	-68,53	-0,63
DEVA	0,69%	0,64%	0,31%	0,28%	0,27%	-41,82	-36,56	-3,99	-0,65
ODAS	8,61%	8,41%	7,41%	7,63%	7,62%	-99,15	-78,84	21,24	-0,65
HTTBT	22,19%	20,68%	18,69%	18,38%	18,38%	-381,61	-230,40	-31,00	-0,70
POLTK	29,65%	30,41%	26,02%	26,03%	26,02%	-363,09	-439,35	-0,39	-0,73
TRCAS	3,55%	3,55%	2,42%	2,24%	2,23%	-131,93	-131,99	-19,00	-0,96
NATEN	0,90%	1,34%	0,88%	0,98%	0,97%	6,63	-37,32	8,24	-1,29
ZRGYO	6,87%	6,92%	6,71%	6,54%	6,53%	-34,59	-39,51	-17,93	-1,37
IHAAS	45,92%	46,19%	39,17%	39,14%	39,12%	-679,95	-706,86	-4,97	-1,47
PEKGY	7,76%	8,68%	8,29%	7,28%	7,26%	-49,70	-141,62	-102,43	-1,67
LKMNH	2,44%	2,48%	1,41%	1,37%	1,35%	-108,60	-112,44	-5,65	-1,67
ARENA	0,22%	0,07%	0,11%	0,08%	0,06%	-15,50	-1,37	-4,60	-1,70
MAALT	0,34%	0,36%	0,26%	0,16%	0,14%	-19,47	-21,36	-11,29	-1,80
ISGYO	7,82%	7,35%	7,39%	7,13%	7,11%	-70,93	-24,02	-27,45	-1,89
ALKIM	5,86%	5,81%	5,60%	5,66%	5,64%	-22,21	-17,14	3,85	-2,06
ECZYT	4,89%	4,64%	3,10%	2,77%	2,75%	-213,95	-188,70	-34,67	-2,08
ANHYT	11,77%	11,89%	11,27%	12,45%	12,43%	66,11	54,06	116,08	-2,18
CLEBI	4,22%	4,48%	4,01%	4,08%	4,06%	-16,06	-41,90	5,08	-2,60
SELEC	11,06%	10,67%	10,45%	10,50%	10,47%	-59,48	-20,18	2,47	-3,01
ADGYO	1,11%	0,25%	0,20%	0,16%	0,13%	-98,12	-11,82	-6,86	-3,14
SISE	10,30%	10,37%	9,30%	10,25%	10,21%	-8,93	-16,15	91,06	-3,60
BIZIM	2,90%	2,42%	0,06%	0,13%	0,10%	-280,51	-232,53	4,01	-3,94
TRGYO	20,18%	19,71%	17,15%	14,71%	14,67%	-551,43	-503,59	-247,89	-4,05
KONYA	3,17%	3,13%	2,97%	2,86%	2,82%	-35,88	-31,47	-15,36	-4,48
EKGYO	20,81%	19,97%	19,23%	18,54%	18,49%	-232,53	-148,15	-73,55	-4,64
DYOBY	0,30%	0,31%	0,19%	0,22%	0,17%	-13,07	-14,26	-2,55	-4,99
AGESA	54,02%	55,77%	57,38%	56,24%	56,19%	216,96	41,56	-119,33	-5,75
GENIL	18,30%	17,42%	8,58%	8,30%	8,22%	-1007,34	-919,40	-35,18	-7,62
GESAN	8,05%	9,29%	7,02%	7,29%	7,21%	-83,90	-207,77	18,99	-7,73
CEMTS	2,39%	2,63%	1,28%	1,35%	1,27%	-112,17	-136,56	-1,76	-8,72
AGROT	3,73%	3,80%	4,63%	4,16%	4,07%	33,98	26,79	-56,17	-9,06
RYSAS	56,67%	56,99%	57,67%	57,87%	57,77%	110,21	78,06	10,69	-9,56
LINK	5,79%	6,33%	6,43%	5,86%	5,75%	-4,11	-58,10	-67,48	-10,53
OTKAR	18,24%	18,45%	11,77%	11,01%	10,90%	-733,40	-754,45	-86,97	-10,93
ALARK	8,42%	9,07%	8,61%	8,54%	8,43%	0,81	-64,54	-18,14	-11,75
TERA	11,09%	11,75%	9,50%	11,31%	11,18%	8,91	-56,98	167,97	-12,97
AHGAZ	11,74%	11,91%	10,26%	10,41%	10,27%	-147,21	-163,88	1,35	-13,93
AGHOL	22,80%	23,10%	23,69%	23,14%	22,99%	18,89	-10,38	-69,69	-14,77
GOODY	48,63%	48,63%	48,89%	48,94%	48,79%	15,63	16,01	-10,01	-15,51
EREGL	18,99%	19,24%	19,27%	19,42%	19,26%	26,71	2,31	-0,46	-15,52
BIOEN	7,38%	7,41%	7,49%	7,48%	7,32%	-5,56	-8,92	-16,97	-16,17
BTCIM	7,65%	6,95%	7,73%	7,39%	7,22%	-43,40	26,54	-50,70	-17,36
QUAGR	8,65%	8,57%	6,36%	6,23%	6,06%	-258,99	-251,65	-30,56	-17,61
TUKAS	3,87%	4,01%	4,42%	3,94%	3,76%	-11,53	-25,29	-65,76	-18,48
YEOTK	6,42%	7,62%	6,59%	5,74%	5,55%	-86,68	-206,97	-103,97	-19,19
AEFES	35,31%	35,74%	39,56%	39,40%	39,17%	385,74	342,91	-39,37	-22,99
YYLGD	6,96%	7,46%	6,20%	6,38%	6,11%	-84,81	-134,93	-8,93	-26,64
BAGFS	6,45%	6,42%	3,63%	3,62%	3,35%	-310,81	-307,56	-28,18	-27,42
IZMDC	5,75%	5,84%	5,21%	5,20%	4,91%	-84,18	-92,93	-29,96	-29,02
TMSN	4,96%	5,16%	4,44%	4,47%	4,18%	-78,82	-98,67	-26,54	-29,59

SKBNK	4,44%	4,57%	5,01%	4,68%	4,38%	-6,29	-19,09	-63,52	-29,73
PENTA	7,41%	7,34%	6,06%	6,00%	5,70%	-171,17	-164,45	-36,27	-30,07
SOKM	33,74%	33,73%	33,58%	30,30%	30,00%	-374,39	-373,65	-358,41	-30,08
GLYHO	14,66%	15,01%	13,02%	12,72%	12,39%	-226,94	-261,68	-62,54	-32,53
NTHOL	5,16%	5,21%	4,55%	4,00%	3,60%	-155,41	-160,77	-94,29	-39,76
KCAER	14,72%	14,98%	12,67%	12,51%	12,10%	-261,98	-287,97	-57,39	-41,32
SASA	9,40%	11,11%	11,46%	10,47%	10,04%	64,25	-106,75	-141,50	-42,78
TUPRS	32,13%	34,24%	32,97%	33,04%	32,53%	39,62	-170,58	-44,18	-51,24
KARTN	1,74%	1,74%	1,63%	0,69%	0,16%	-158,86	-158,79	-147,21	-53,11
PASEU	19,58%	19,81%	14,90%	14,94%	14,29%	-529,56	-552,72	-61,20	-65,09
KONTR	5,99%	5,50%	5,44%	6,38%	5,63%	-35,81	13,04	19,21	-74,91
BRSAN	10,49%	12,30%	6,96%	5,93%	5,12%	-537,63	-718,57	-184,45	-81,80
TABGD	36,05%	36,35%	41,98%	41,46%	40,62%	457,36	426,90	-136,21	-84,37
TAVHL	54,02%	55,25%	56,39%	57,89%	57,01%	298,42	175,31	61,32	-88,22
TRMET	26,31%	27,53%	29,72%	28,44%	27,42%	110,86	-10,95	-229,79	-102,25
TRALT	20,93%	23,82%	31,14%	25,45%	23,88%	294,27	5,20	-726,23	-156,92
EFOR	16,68%	16,60%	31,85%	29,95%	28,34%	1166,33	1174,30	-350,53	-160,92
MIATK	2,97%	3,71%	4,11%	6,26%	4,25%	127,93	54,21	13,83	-201,06
GRTHO	18,66%	17,46%	16,98%	16,35%	12,79%	-587,91	-467,01	-419,11	-356,37
EUREN	8,57%	17,59%	6,14%	11,22%	6,24%	-233,66	-1135,46	9,34	-498,89
ASTOR	44,17%	46,14%	51,66%	55,37%	49,99%	581,91	385,13	-166,88	-538,18

\*Veriler Citibank+Deutsche takasını içermektedir.

# AKYatırım

Bu rapor, Ak Yatırım Menkul Değerler A.Ş. tarafından, güvenilir olduğuna inanılan kaynaklardan elde edilen bilgi ve veriler kullanılarak hazırlanmıştır. Raporunda yer alan ifadeler, hiçbir şekilde veya suretle alış veya satış teklifi olarak değerlendirilmemelidir. Ak Yatırım, bu bilgilerin doğru, eksiksiz ve değişmez olduğunu garanti etmemektedir. Bu sebeple, okuyucuların, bu raporlardan elde edilen bilgilere dayanarak hareket etmeden önce, bilgilerin doğruluğunu teyit ettirmeleri önerilir ve bu bilgilere dayanarak aldıkları kararlarda sorumluluk kendilerine aittir. Bilgilerin eksikliği ve yanlışlığından Ak Yatırım hiçbir şekilde sorumlu tutulamaz. Ayrıca, Ak Yatırım'ın ve Akbank'ın tüm çalışanları ve danışmanlarının, herhangi bir şekilde bilgiler dolayısıyla ortaya çıkabilecek, doğrudan veya dolaylı zararlarla ilgili herhangi bir sorumluluğu yoktur. Burada yer alan bilgiler, bir yatırım tavsiyesi, yatırım aracının alım-satım önerisi ya da getiri vaadi değildir ve Yatırım Danışmanlığı kapsamında yer almamaktadır. Yatırım Danışmanlığı hizmeti; aracı kurumlar, portföy yönetim şirketleri, mevduat kabul etmeyen bankalar ile müşteri arasında imzalanacak Yatırım Danışmanlığı sözleşmesi çerçevesinde sunulmaktadır. Bunlara ilaveten, Ak Yatırım, raporların Internet üzerinden e-mail yoluyla alınması durumunda virüs, hatalı gönderim veya diğer herhangi bir teknik sebepten dolayı alıcının donanımına veya yazılımına gelebilecek herhangi bir zarardan dolayı sorumlu tutulamaz.

© Ak Yatırım Menkul Değerler A.Ş.