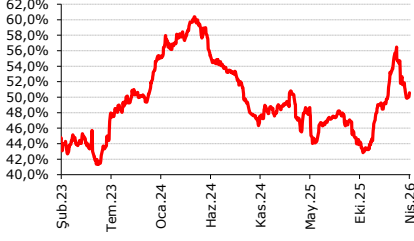
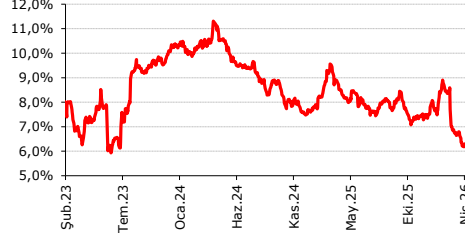


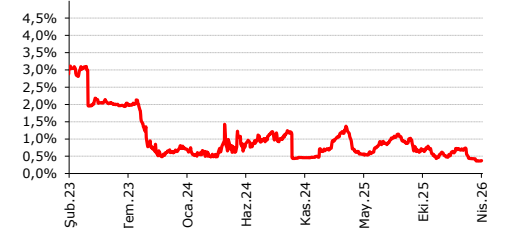
AKBNK -



GARAN -



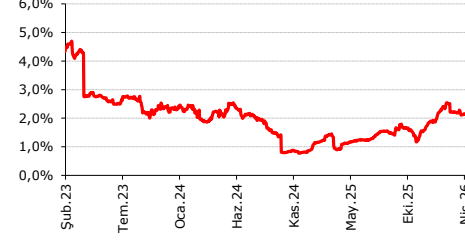
HALKB -



ISCTR -



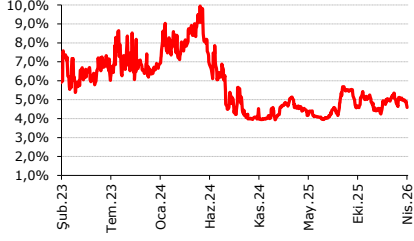
VAKBN -



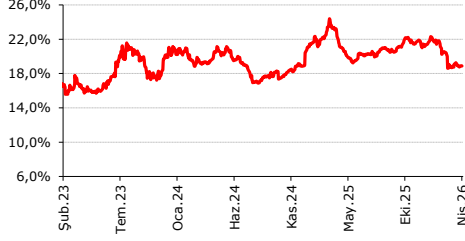
YKBNK -



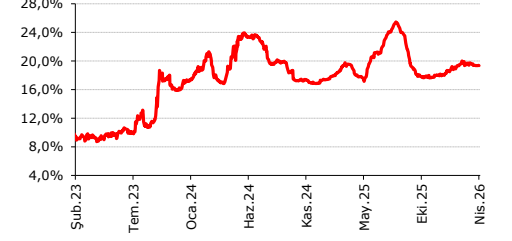
SKBNK -



TSKB -



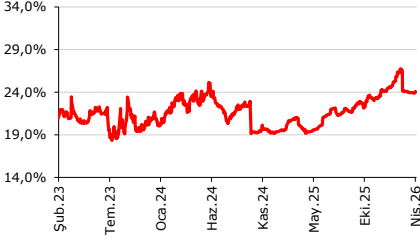
ALBRK -



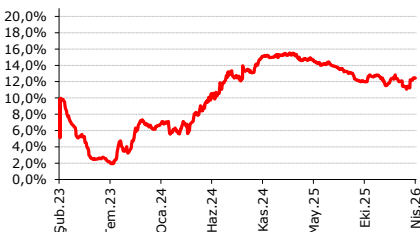
AKCNS



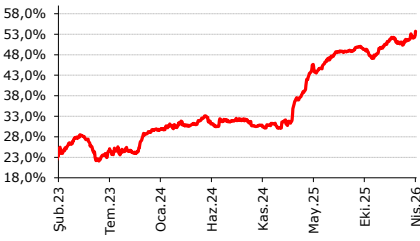
AKGRT



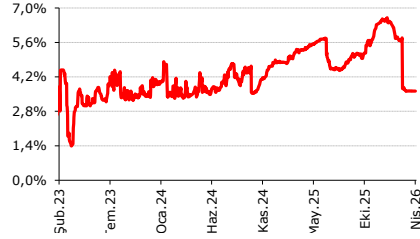
ANHYT



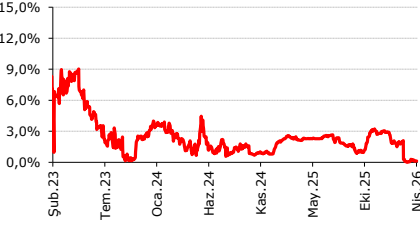
ASELS



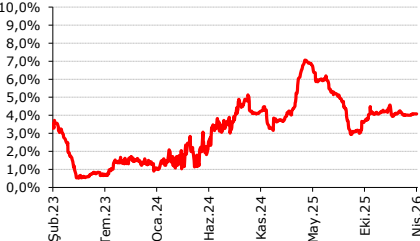
BAGFS



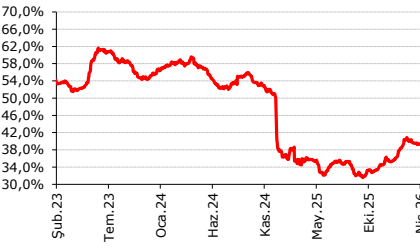
BIZIM



CLEBI



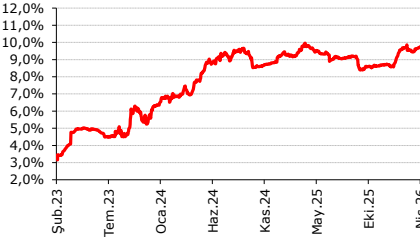
AEFES



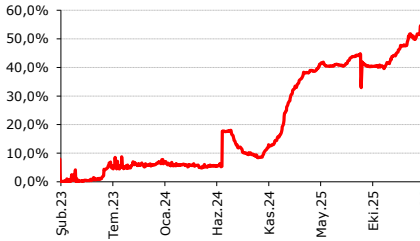
AKSA



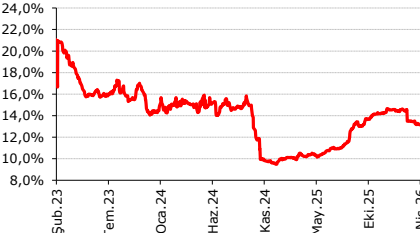
ANSGR



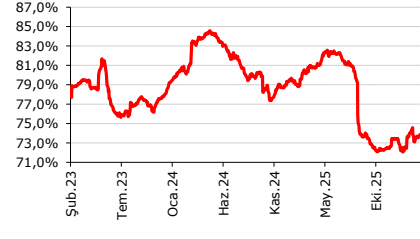
ASTOR



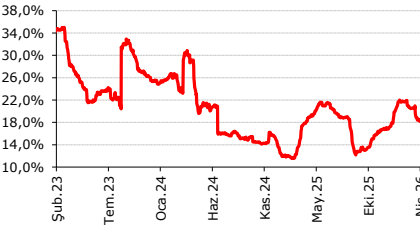
YATAS



CCOLA



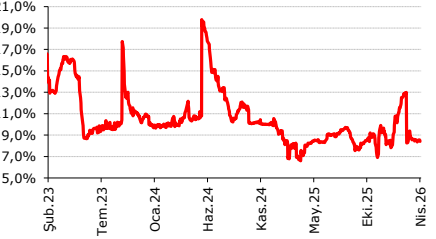
DOAS



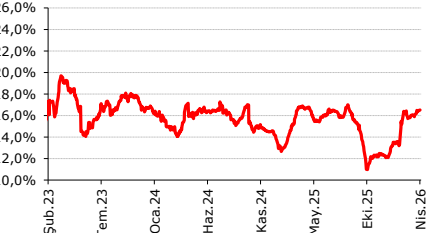
AGHOL



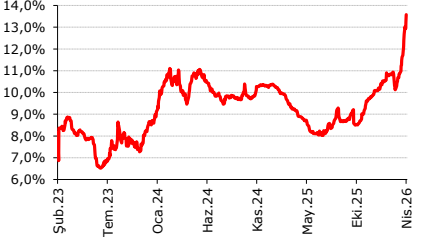
ALARK



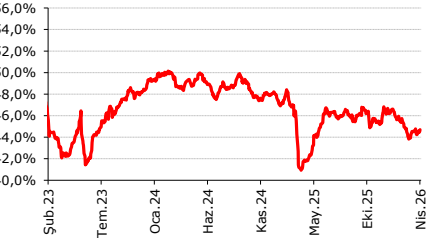
ARCLK



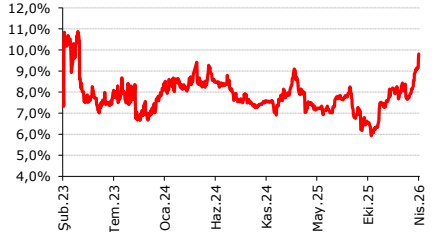
AYGAZ



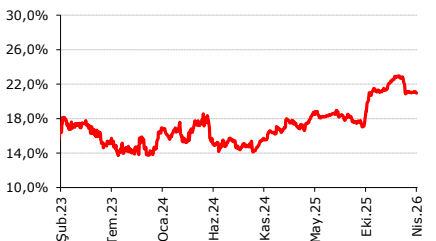
BIMAS

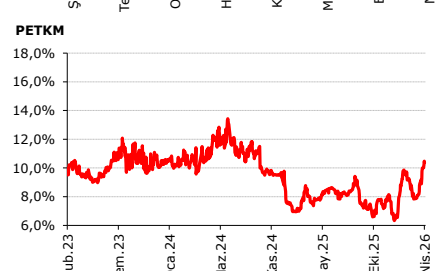
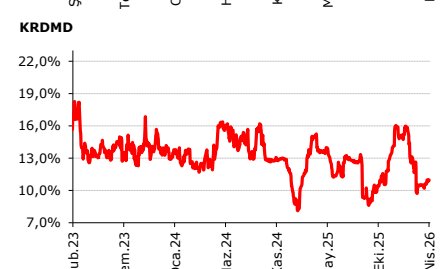
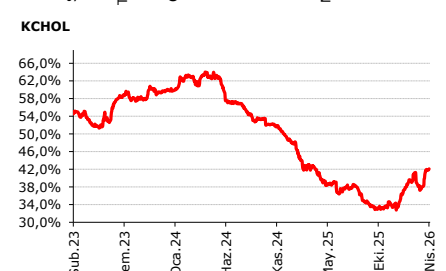
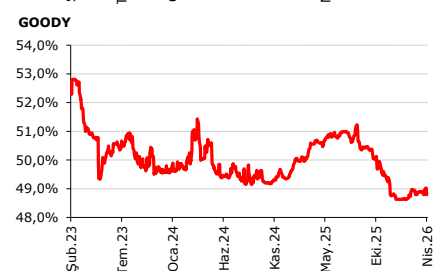
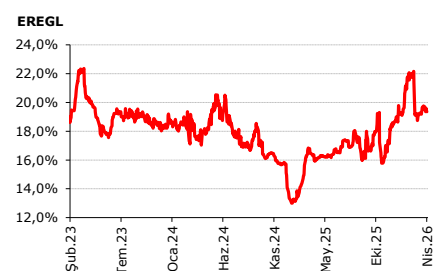
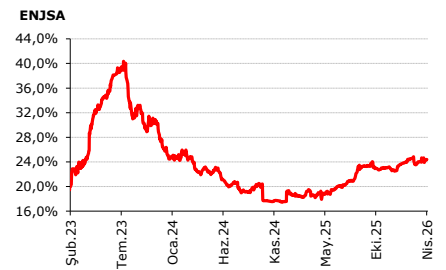
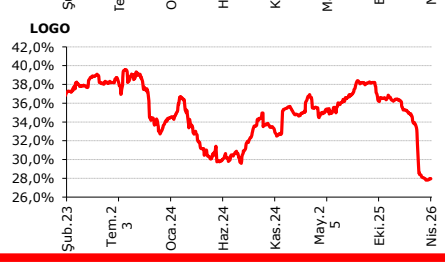
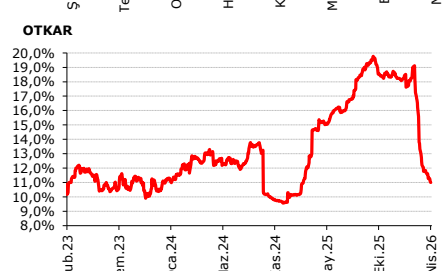
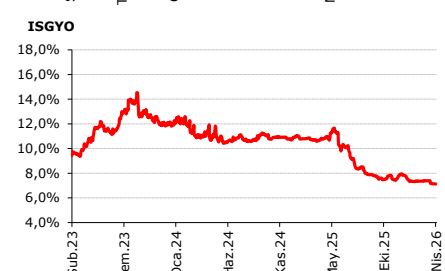
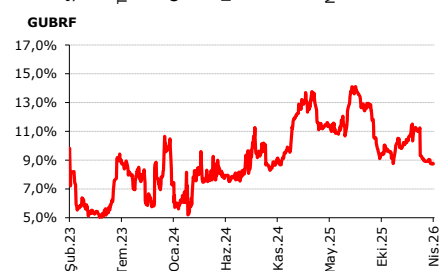
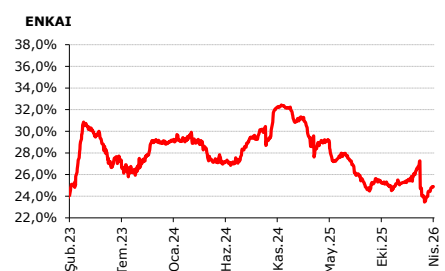
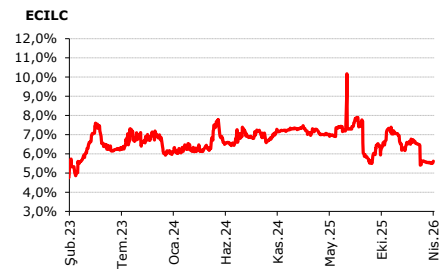
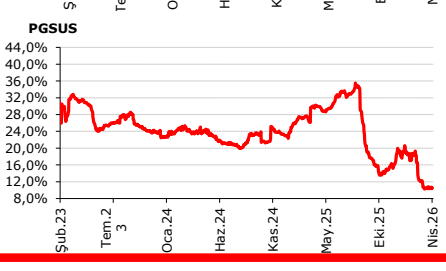
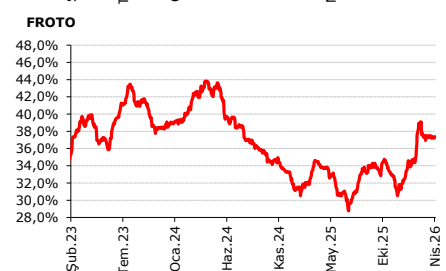
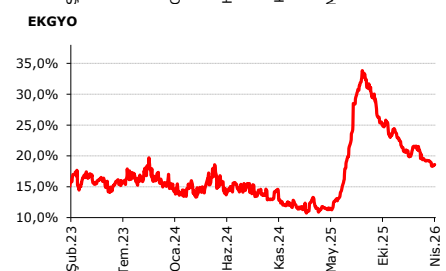
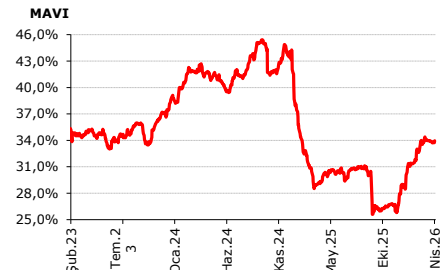


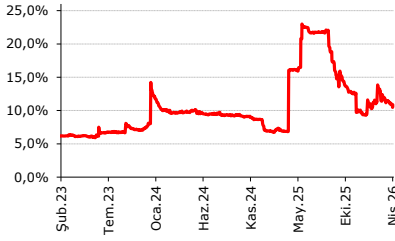
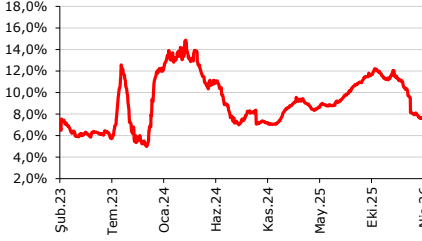
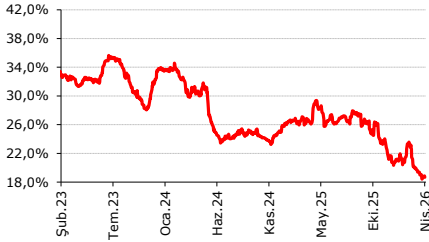
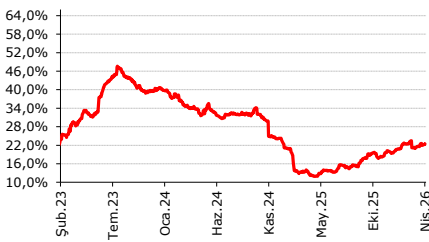
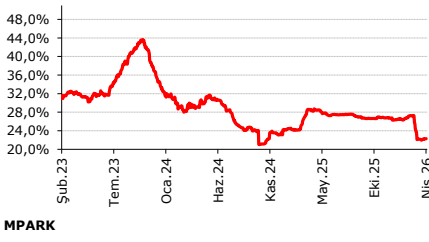
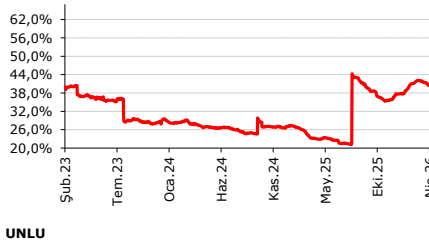
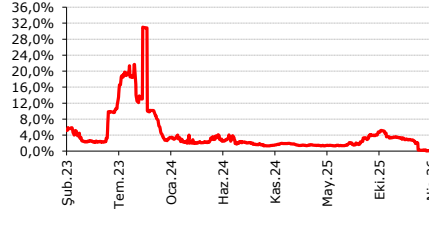
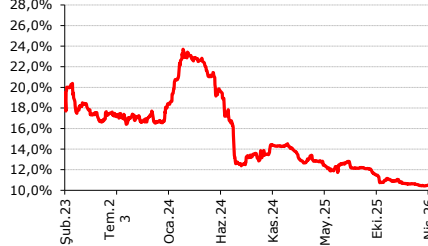
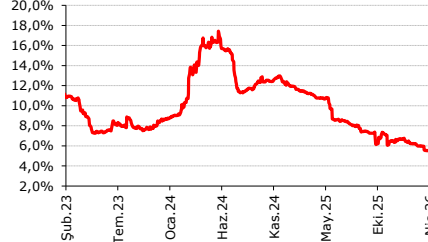
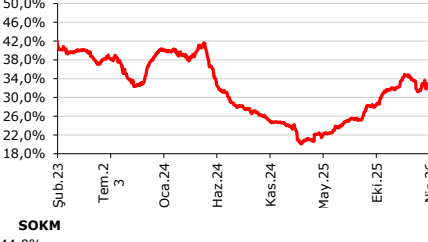
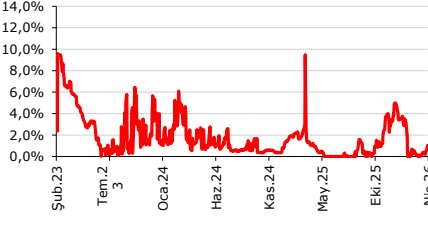
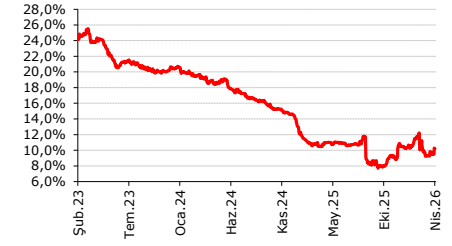
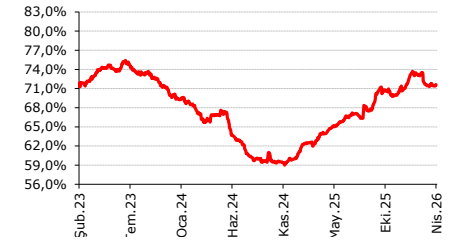
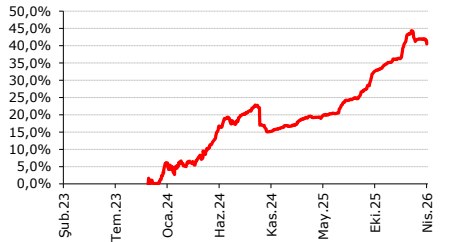
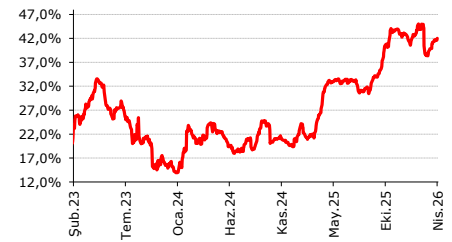
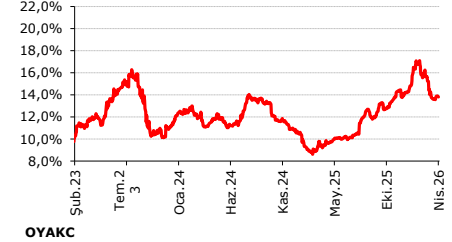
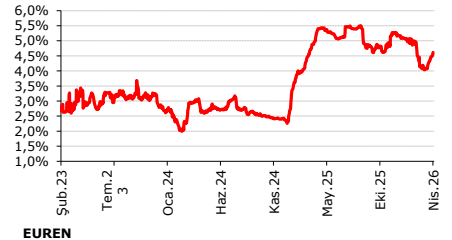
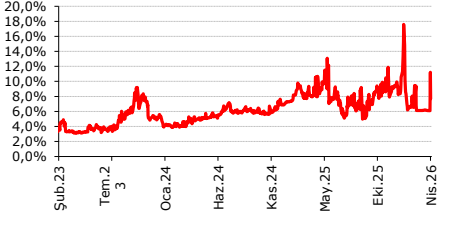
CIMS A



DOHOL





SASA**INDES****THYAO****TOASO****TTRAK****MPARK****UNLU****SELEC****TAVHL****TKFEN****VESBE****TUPRS****SOKM****YKSLN****SISE****TCELL****TABGD****TTKOM****ULKER****OYAKC****EUREN**

Son 1 haftaya göre yabancı takas değişim sıralaması (Citi-Deut)

Hisse	31.12.2025	9.01.2026	11.03.2026	2.04.2026	10.04.2026	YBB (bazp)	3ay (bazp)	1ay (bazp)	1 hafta(bazp)
AKBNK	49,02%	48,47%	51,79%	49,86%	50,57%	155,40	210,03	-121,45	71,73
ISCTR	24,58%	25,01%	24,22%	24,81%	25,12%	53,77	10,69	90,02	30,34
YKBNK	29,94%	29,96%	32,75%	32,02%	32,20%	225,63	223,98	-55,32	17,61
TSKB	21,45%	22,31%	18,69%	18,77%	18,89%	-255,70	-341,99	20,37	12,86
VAKBN	1,89%	1,91%	2,22%	2,12%	2,16%	26,80	24,84	-6,47	3,61
HALKB	0,48%	0,52%	0,43%	0,36%	0,38%	-10,50	-14,31	-5,47	1,13
ALBRK	17,98%	18,64%	19,45%	19,37%	19,35%	137,76	71,70	-9,84	-1,24
GARAN	7,80%	7,82%	6,77%	6,33%	6,30%	-150,20	-152,01	-47,44	-2,83
ASELS	50,54%	51,28%	51,32%	52,07%	53,73%	318,69	244,30	240,90	165,77
EUREN	8,57%	10,78%	6,12%	6,10%	7,70%	-87,50	-308,24	157,53	159,52
MIATK	2,97%	3,50%	3,88%	5,11%	6,61%	363,76	310,40	273,11	149,79
AYGAZ	10,08%	10,16%	10,48%	12,40%	13,58%	349,53	341,42	309,30	117,83
TAVHL	54,02%	54,67%	56,26%	57,14%	58,11%	408,40	344,10	184,65	96,24
ASTOR	44,17%	44,94%	49,85%	54,53%	55,48%	1130,79	1053,94	562,97	94,81
SISE	10,30%	10,36%	9,25%	9,45%	10,24%	-6,38	-12,73	98,56	78,09
CIMSA	7,63%	8,13%	7,82%	9,04%	9,81%	217,57	167,44	198,13	76,30
EBEBK	9,66%	9,09%	10,06%	8,78%	9,52%	-14,39	42,44	-54,59	74,24
PETKM	6,44%	6,73%	7,85%	9,77%	10,37%	393,34	364,04	251,82	60,55
TTKOM	42,80%	41,45%	38,37%	41,44%	42,01%	-78,47	56,61	364,21	57,93
MGROS	29,89%	31,70%	32,98%	33,13%	33,67%	377,95	197,00	68,78	54,28
ESCAR	30,04%	21,10%	23,09%	26,63%	27,14%	-289,67	604,30	405,19	51,12
ENJSA	22,56%	23,46%	23,88%	23,90%	24,40%	183,78	93,81	52,05	49,86
KMPUR	4,58%	4,97%	4,51%	4,93%	5,42%	84,08	44,43	91,27	48,72
GRTHO	18,66%	17,51%	17,80%	15,79%	16,27%	-239,75	-124,74	-152,94	47,91
GESAN	8,05%	8,58%	6,99%	7,03%	7,50%	-54,95	-107,66	51,02	47,67
DOCO	35,01%	35,05%	40,38%	31,87%	32,27%	-273,56	-277,92	-810,56	40,47
EUPWR	9,17%	8,29%	7,96%	8,85%	9,25%	8,51	95,87	128,70	40,30
SMRTG	7,45%	7,36%	7,76%	8,48%	8,87%	141,72	150,42	110,51	38,68
TOASO	19,69%	20,63%	21,04%	22,06%	22,44%	275,41	180,80	140,44	38,22
RGYAS	51,38%	50,89%	48,64%	48,59%	48,96%	-241,78	-192,55	32,79	37,73
BIMAS	46,32%	46,48%	43,92%	44,35%	44,70%	-162,26	-178,07	77,64	35,47
NUHCM	19,31%	19,43%	19,24%	19,30%	19,65%	34,10	22,04	41,23	35,05
MTRKS	1,73%	2,16%	0,75%	1,10%	1,42%	-31,23	-73,64	67,28	32,22
PNSUT	1,48%	1,35%	0,13%	0,23%	0,55%	-92,44	-80,03	41,94	31,85
EKGYO	20,81%	20,96%	19,26%	18,31%	18,61%	-220,07	-234,75	-64,51	30,81
CRFSA	9,38%	9,31%	9,64%	9,47%	9,76%	37,90	44,28	12,07	28,78
HLGYO	3,86%	5,50%	2,96%	2,97%	3,25%	-61,22	-224,64	28,99	28,37
KONTR	5,99%	5,86%	5,39%	6,15%	6,42%	42,98	56,02	103,11	27,39
KRDMD	15,02%	15,15%	10,49%	10,69%	10,96%	-405,59	-418,55	46,96	26,91
YKSLN	4,79%	3,39%	0,05%	0,50%	0,74%	-405,17	-265,71	69,01	23,78
SAHOL	30,59%	32,10%	27,76%	27,89%	28,13%	-246,35	-397,38	37,04	23,51
PGSUS	18,59%	19,15%	11,61%	10,36%	10,59%	-799,99	-856,00	-101,49	23,37
KRVGD	11,10%	10,65%	8,99%	8,90%	9,12%	-198,10	-152,33	13,01	22,82
LYDHO	15,83%	16,12%	5,03%	5,38%	5,59%	-1023,86	-1053,06	55,99	20,94
ALCTL	1,92%	1,49%	0,29%	0,64%	0,85%	-106,55	-64,23	55,97	20,78
OYAKC	5,08%	5,09%	4,11%	4,42%	4,62%	-46,33	-47,44	50,81	19,45
GWIND	5,91%	6,43%	6,35%	5,94%	6,12%	20,97	-30,33	-22,59	18,52
MAVI	28,68%	30,08%	34,10%	33,78%	33,96%	527,50	388,10	-14,41	17,87
THYAO	20,35%	21,18%	19,96%	18,50%	18,68%	-166,66	-249,71	-127,76	17,83
AKGRT	24,13%	24,45%	24,06%	23,92%	24,09%	-3,44	-35,35	3,36	17,81
TCELL	71,16%	72,08%	71,44%	71,42%	71,57%	41,24	-50,46	13,07	15,72
AKFYE	26,25%	26,35%	26,77%	26,59%	26,75%	49,58	39,61	-2,13	15,37
ASUZU	7,50%	7,91%	6,63%	6,61%	6,77%	-73,48	-114,41	13,12	15,31
ZOREN	8,78%	8,94%	9,24%	8,75%	8,90%	12,66	-3,99	-33,53	15,06
RYSAS	56,67%	56,69%	57,66%	57,70%	57,85%	118,12	115,99	19,10	14,87
HEKTS	8,93%	9,42%	8,86%	8,66%	8,81%	-12,18	-61,19	-4,74	14,48
KCHOL	33,94%	36,42%	37,24%	41,96%	42,10%	816,24	568,78	486,50	14,27
TRENJ	9,48%	10,80%	11,76%	12,49%	12,63%	314,07	182,65	86,44	13,56
ENKAI	25,23%	25,33%	23,87%	24,75%	24,88%	-35,17	-44,56	101,32	13,31
NTGAZ	2,70%	2,47%	5,89%	6,25%	6,38%	368,81	391,73	49,41	12,95

ANHYT	11,77%	11,73%	11,23%	12,31%	12,44%	67,43	71,48	120,81	12,91
KAYSE	9,55%	9,63%	9,64%	9,67%	9,80%	25,41	16,76	16,11	12,81
LOGO	36,32%	35,55%	28,21%	27,84%	27,96%	-835,27	-758,73	-24,38	12,78
ARCLK	12,08%	13,04%	15,90%	16,39%	16,52%	443,86	347,76	61,97	12,75
MAGEN	11,39%	11,52%	12,47%	12,41%	12,53%	114,35	101,07	6,39	12,49
TERA	11,09%	11,25%	9,53%	11,10%	11,22%	12,91	-3,05	169,64	12,47
VAKKO	6,79%	7,31%	6,70%	6,68%	6,81%	1,84	-50,60	10,85	12,16
YYLGD	6,96%	6,97%	6,18%	6,33%	6,45%	-50,77	-51,89	26,68	11,83
ECILC	6,18%	6,17%	5,60%	5,50%	5,62%	-56,68	-55,62	1,32	11,69
OZKGY	7,21%	7,30%	6,81%	6,59%	6,70%	-50,53	-59,88	-10,96	11,65
ORGE	18,45%	18,52%	18,48%	18,42%	18,53%	7,28	0,29	4,88	10,82
ARDYZ	2,58%	1,28%	1,01%	1,05%	1,16%	-142,62	-12,53	15,31	10,57
BSOKE	7,79%	7,98%	7,83%	7,64%	7,75%	-4,21	-23,73	-7,87	10,44
FROTO	32,20%	33,39%	37,26%	37,29%	37,39%	519,06	400,16	12,54	9,25
VESTL	2,26%	2,26%	2,40%	2,35%	2,44%	18,39	17,71	4,24	9,18
TKFEN	11,74%	12,04%	7,39%	7,94%	8,03%	-370,24	-400,88	63,89	9,07
TUPRS	32,13%	33,42%	31,43%	32,83%	32,92%	78,10	-50,93	148,63	8,68
AHGAZ	11,74%	11,78%	10,27%	10,34%	10,42%	-132,20	-136,32	14,90	8,28
GSDHO	11,89%	11,91%	10,50%	10,08%	10,16%	-173,38	-175,61	-34,07	8,18
ANSGR	8,71%	8,59%	9,53%	9,67%	9,75%	103,23	115,37	22,02	8,12
INVES	7,57%	7,49%	6,82%	6,92%	7,00%	-57,16	-49,59	17,59	7,64
TATGD	7,65%	8,19%	5,99%	6,59%	6,66%	-99,11	-153,38	66,74	6,87
EGEEN	9,67%	9,64%	6,34%	6,23%	6,30%	-336,80	-333,80	-3,61	6,77
RYGYO	37,43%	37,75%	40,79%	41,19%	41,25%	382,41	350,68	45,82	6,30
TTRAK	26,38%	26,47%	22,79%	22,24%	22,30%	-407,73	-416,82	-49,52	5,94
GOLTS	6,07%	6,11%	6,18%	6,04%	6,10%	2,60	-1,26	-8,14	5,77
TRGYO	20,18%	20,10%	17,15%	14,62%	14,68%	-550,91	-542,25	-247,55	5,73
YEOTK	6,42%	6,93%	5,81%	5,76%	5,82%	-60,02	-111,23	0,66	5,56
KAREL	5,25%	5,19%	5,07%	5,40%	5,45%	20,29	26,54	38,46	5,49
BRISA	7,14%	7,05%	6,34%	6,34%	6,40%	-74,11	-65,28	5,90	5,43
ODAS	8,61%	9,15%	8,33%	7,59%	7,64%	-97,17	-150,83	-68,71	5,29
BERA	10,66%	10,44%	9,93%	9,88%	9,93%	-72,65	-50,76	0,77	5,18
OYYAT	8,28%	8,09%	7,81%	8,28%	8,33%	5,13	23,99	52,14	5,17
QUAGR	8,65%	8,87%	6,30%	6,23%	6,28%	-236,28	-258,90	-1,87	5,10
SMART	0,30%	0,29%	0,29%	0,32%	0,37%	6,52	7,24	7,24	4,32
AKSA	17,08%	17,14%	17,50%	17,21%	17,25%	17,31	10,67	-25,09	4,05
ESEN	5,22%	5,42%	5,70%	5,52%	5,55%	33,60	12,83	-14,84	3,47
ARENA	0,22%	0,31%	0,06%	0,07%	0,10%	-11,80	-21,42	3,52	3,21
IZMDC	5,75%	5,79%	5,22%	5,16%	5,19%	-55,98	-59,33	-2,56	2,95
DESA	13,61%	13,51%	12,71%	12,71%	12,73%	-87,40	-77,54	2,20	2,62
BASGZ	7,37%	7,34%	7,15%	7,17%	7,20%	-17,93	-14,96	4,56	2,48
UNLU	3,25%	3,30%	0,21%	0,07%	0,09%	-315,80	-321,57	-11,97	1,90
DYOBY	0,30%	0,29%	0,19%	0,21%	0,22%	-7,44	-6,83	3,70	1,83
ALFAS	8,25%	8,23%	7,62%	6,92%	6,94%	-130,80	-129,45	-68,14	1,77
AYDEM	18,78%	18,67%	19,21%	18,95%	18,96%	18,08	29,60	-24,38	1,25
TUKAS	3,87%	3,89%	3,97%	3,99%	4,00%	12,65	11,20	2,71	1,21
AKSGY	6,38%	6,28%	5,28%	5,24%	5,25%	-112,45	-102,57	-2,42	0,93
NETAS	1,63%	1,57%	0,04%	0,01%	0,01%	-161,26	-155,22	-2,90	0,75
KLSEK	5,30%	5,41%	5,25%	4,95%	4,95%	-34,84	-45,20	-29,47	0,68
NATEN	0,90%	0,98%	0,89%	0,99%	1,00%	9,61	1,68	10,44	0,59
VESBE	6,66%	6,65%	5,97%	5,51%	5,52%	-114,69	-112,98	-45,28	0,53
ISDMR	13,26%	13,87%	16,57%	15,36%	15,36%	210,14	149,32	-121,20	0,52
KZBGY	4,76%	4,88%	4,76%	4,77%	4,77%	1,55	-10,18	0,98	0,51
BFREN	25,09%	25,16%	25,28%	25,27%	25,27%	18,18	11,54	-0,50	0,49
GENTS	0,33%	0,30%	0,32%	0,37%	0,38%	5,05	7,75	6,06	0,42
GOZDE	4,64%	4,68%	0,90%	0,87%	0,87%	-377,37	-381,16	-2,79	0,38
SELEC	11,06%	10,77%	10,47%	10,45%	10,46%	-60,64	-31,16	-1,57	0,36
VAKFN	1,77%	2,56%	1,86%	1,77%	1,77%	0,33	-78,51	-8,41	0,29
VERUS	37,55%	37,70%	37,20%	37,35%	37,35%	-19,57	-35,30	15,33	0,25
LKMNH	2,44%	2,48%	1,39%	1,37%	1,37%	-106,73	-110,85	-1,60	0,20
INDES	11,81%	11,50%	7,94%	7,64%	7,64%	-416,26	-385,89	-29,87	0,12
KARSN	2,88%	2,85%	2,68%	2,67%	2,67%	-20,97	-18,82	-0,89	0,12
BIZIM	2,90%	2,92%	0,02%	0,12%	0,12%	-277,91	-280,11	9,69	0,10

GUBRF	9,86%	10,13%	8,96%	8,74%	8,74%	-112,26	-139,28	-22,24	0,09
BRYAT	4,33%	3,96%	4,19%	4,20%	4,20%	-13,13	23,59	0,55	0,09
CLEBI	4,22%	4,37%	4,01%	4,08%	4,08%	-13,53	-28,84	7,10	0,07
CMBTN	0,11%	0,09%	0,17%	0,17%	0,17%	6,04	7,73	-0,24	0,00
KLNMA	0,06%	0,06%	0,06%	0,06%	0,06%	0,00	0,00	0,00	0,00
KCAER	14,72%	14,78%	12,74%	12,51%	12,51%	-220,67	-226,99	-22,63	-0,00
CANTE	4,31%	4,34%	4,68%	4,84%	4,84%	53,39	50,35	16,29	-0,01
BAGFS	6,45%	6,42%	3,62%	3,62%	3,62%	-283,39	-279,81	-0,14	-0,04
ELITE	0,09%	0,04%	0,01%	0,01%	0,01%	-8,45	-3,71	-0,19	-0,05
BUCIM	3,48%	3,49%	3,38%	3,35%	3,35%	-13,19	-13,90	-3,17	-0,09
ULKER	14,22%	14,80%	14,44%	13,81%	13,81%	-41,41	-99,53	-63,08	-0,20
BIENY	2,96%	2,87%	2,34%	2,40%	2,40%	-56,12	-46,91	6,08	-0,28
CEMTS	2,39%	2,64%	1,27%	1,33%	1,32%	-106,55	-132,15	5,65	-0,35
PKART	30,46%	30,91%	30,52%	30,41%	30,41%	-5,18	-50,60	-11,65	-0,43
DEVA	0,69%	0,65%	0,30%	0,28%	0,28%	-41,39	-36,97	-1,93	-0,55
ISFIN	11,90%	11,82%	10,95%	10,79%	10,79%	-111,70	-103,10	-16,47	-0,63
RAYSG	84,98%	84,83%	84,78%	84,80%	84,79%	-18,78	-4,20	1,12	-0,69
SNGYO	4,46%	4,39%	4,14%	4,16%	4,15%	-31,07	-23,90	1,04	-0,77
TMSN	4,96%	5,12%	4,44%	4,45%	4,44%	-52,19	-67,94	-0,01	-0,95
GOODY	48,63%	48,63%	48,85%	48,80%	48,79%	15,63	15,74	-6,32	-0,95
ISGYO	7,82%	7,54%	7,39%	7,14%	7,13%	-69,22	-40,88	-25,87	-0,96
ADGYO	1,11%	0,35%	0,20%	0,16%	0,15%	-96,20	-20,08	-5,22	-0,98
KONYA	3,17%	3,17%	3,03%	2,88%	2,87%	-30,36	-29,89	-15,72	-1,05
KORDS	4,63%	4,46%	5,02%	4,96%	4,95%	31,84	48,68	-7,30	-1,08
PENTA	7,41%	7,42%	6,05%	6,01%	6,00%	-141,10	-142,22	-5,06	-1,10
ZRGYO	6,87%	6,89%	6,74%	6,55%	6,54%	-33,92	-35,70	-20,90	-1,24
AKCNS	9,52%	8,95%	8,66%	8,61%	8,60%	-92,75	-35,94	-6,23	-1,36
IMASM	4,63%	4,75%	4,77%	4,46%	4,44%	-18,38	-30,85	-33,16	-1,37
AFYON	1,74%	1,72%	1,92%	1,53%	1,51%	-23,04	-21,45	-40,86	-1,77
BIOEN	7,38%	7,17%	7,50%	7,49%	7,47%	9,71	30,00	-3,23	-2,15
AKFGY	4,02%	4,58%	3,99%	3,62%	3,60%	-41,76	-98,02	-38,78	-2,24
AEFES	35,31%	35,44%	40,34%	39,34%	39,32%	400,36	387,27	-102,91	-2,88
TURSG	6,12%	5,94%	5,73%	5,98%	5,94%	-17,72	0,36	20,76	-3,64
ALKIM	5,86%	5,64%	5,60%	5,65%	5,62%	-24,03	-2,59	2,13	-3,75
HTTBT	22,19%	21,29%	18,84%	18,43%	18,39%	-380,84	-290,28	-45,25	-4,57
IHAAS	45,92%	46,13%	39,17%	39,18%	39,13%	-679,71	-700,52	-4,73	-5,00
ALGYO	3,96%	4,05%	3,36%	2,22%	2,16%	-180,47	-188,82	-120,15	-5,74
MAALT	0,34%	0,36%	0,29%	0,22%	0,17%	-17,34	-19,46	-12,20	-5,83
TRCAS	3,55%	3,40%	2,47%	2,32%	2,26%	-129,89	-114,73	-21,39	-6,53
SASA	9,40%	9,47%	11,55%	10,95%	10,87%	147,63	140,76	-67,95	-7,25
MNDTR	82,36%	82,36%	82,37%	82,45%	82,37%	0,87	0,87	-0,50	-7,55
ALARK	8,42%	7,82%	8,82%	8,49%	8,42%	-0,10	59,60	-39,96	-7,59
PETUN	3,93%	3,57%	0,12%	0,28%	0,19%	-374,15	-337,90	7,56	-8,93
YATAS	14,59%	14,53%	13,46%	13,29%	13,19%	-139,94	-133,84	-26,89	-10,17
DAPGM	9,60%	9,88%	8,65%	7,20%	7,09%	-250,98	-279,14	-155,81	-11,23
AGESA	54,02%	55,23%	57,53%	56,37%	56,26%	223,87	102,53	-127,86	-11,40
BTCIM	7,65%	6,03%	7,70%	7,46%	7,33%	-32,65	129,94	-37,76	-13,42
ECZYT	4,89%	4,90%	3,12%	2,89%	2,74%	-215,29	-215,60	-38,22	-14,64
REEDR	6,97%	6,97%	7,01%	8,06%	7,91%	94,02	94,09	90,41	-14,82
PINSU	0,34%	0,19%	0,20%	0,28%	0,12%	-21,19	-6,87	-7,16	-15,82
NTHOL	5,16%	5,23%	4,63%	4,11%	3,94%	-121,94	-128,74	-69,26	-16,55
SARKY	4,70%	5,01%	6,63%	6,22%	6,05%	134,94	104,86	-58,05	-16,79
DOHOL	21,32%	22,06%	21,01%	21,11%	20,94%	-37,40	-111,91	-6,32	-17,03
ODINE	3,05%	3,19%	4,70%	4,59%	4,41%	135,76	122,13	-29,01	-18,07
LINK	5,79%	5,85%	7,47%	6,06%	5,87%	7,59	1,66	-160,58	-18,81
AGHOL	22,80%	22,89%	23,71%	23,28%	23,09%	28,43	19,39	-62,10	-18,98
POLTK	29,65%	29,26%	26,00%	26,27%	26,03%	-361,48	-322,13	3,92	-23,55
CCOLA	73,42%	72,93%	73,61%	74,71%	74,45%	103,37	151,67	84,30	-25,96
OTKAR	18,24%	18,14%	12,73%	11,26%	11,00%	-723,58	-714,02	-172,45	-26,31
GENIL	18,30%	18,18%	8,36%	8,54%	8,24%	-1005,87	-994,16	-12,20	-30,12
BRSAN	10,49%	11,11%	8,05%	6,03%	5,73%	-476,56	-538,23	-232,40	-30,60
KARTN	1,74%	1,74%	1,66%	0,91%	0,58%	-116,14	-116,01	-107,24	-33,01
GLYHO	14,66%	14,81%	13,05%	12,90%	12,57%	-209,14	-223,72	-47,87	-33,08

EREGL	18,99%	19,35%	18,76%	19,68%	19,35%	35,61	0,28	58,62	-33,33
DOAS	17,06%	17,96%	20,45%	18,45%	18,11%	105,70	15,82	-233,30	-33,43
SKTAS	0,21%	0,14%	0,00%	0,37%	0,02%	-19,00	-11,76	1,64	-34,64
TKNSA	1,84%	1,77%	0,91%	1,07%	0,72%	-112,47	-105,13	-18,97	-34,83
SKBNK	4,44%	4,32%	4,86%	4,94%	4,58%	14,38	26,74	-27,60	-35,63
MPARK	37,69%	37,77%	41,88%	41,13%	40,68%	299,03	291,45	-119,79	-44,32
TRMET	26,31%	27,13%	29,34%	28,44%	27,95%	163,67	82,32	-139,25	-48,69
KRDMA	7,10%	7,08%	9,88%	8,31%	7,79%	68,81	71,44	-209,50	-51,77
POLHO	10,21%	10,41%	9,88%	9,88%	9,33%	-88,75	-108,05	-55,62	-55,45
ISMEN	31,06%	31,34%	25,85%	25,96%	25,40%	-566,16	-594,19	-45,54	-56,16
PASEU	19,58%	19,88%	15,20%	15,18%	14,58%	-499,78	-529,25	-61,82	-59,92
AKSEN	3,62%	3,59%	3,63%	4,17%	3,57%	-5,80	-1,83	-6,30	-59,94
AGROT	3,73%	3,73%	4,91%	4,98%	4,33%	60,53	60,49	-57,64	-65,20
CWENE	7,20%	8,29%	7,01%	6,94%	6,21%	-99,36	-208,02	-80,46	-73,26
PEKGY	7,76%	8,34%	8,52%	8,00%	7,15%	-60,76	-118,33	-137,19	-84,64
TRALT	20,93%	22,16%	31,43%	25,82%	24,79%	385,45	263,03	-664,35	-103,40
KLRHO	17,38%	17,25%	15,86%	16,84%	15,62%	-175,90	-162,47	-23,81	-121,59
SOKM	33,74%	33,52%	33,74%	31,51%	30,23%	-351,15	-329,29	-351,41	-128,02
TABGD	36,05%	36,33%	41,80%	42,00%	40,50%	445,04	416,26	-130,62	-149,85
EFOR	16,68%	16,61%	9,79%	31,67%	29,82%	1313,66	1320,46	2002,62	-185,20
ESCOM	1,74%	0,33%	7,02%	5,11%	2,58%	83,32	224,29	-443,84	-253,43

*Veriler Citibank+Deutsche takasını içermektedir.

AKYatırım

Bu rapor, Ak Yatırım Menkul Değerler A.Ş. tarafından, güvenilir olduğuna inanılan kaynaklardan elde edilen bilgi ve veriler kullanılarak hazırlanmıştır. Raporunda yer alan ifadeler, hiçbir şekilde veya suretle alış veya satış teklifi olarak değerlendirilmemelidir. Ak Yatırım, bu bilgilerin doğru, eksiksiz ve değişmez olduğunu garanti etmemektedir. Bu sebeple, okuyucuların, bu raporlardan elde edilen bilgilere dayanarak hareket etmeden önce, bilgilerin doğruluğunu teyit ettirmeleri önerilir ve bu bilgilere dayanarak aldıkları kararlarda sorumluluk kendilerine aittir. Bilgilerin eksikliği ve yanlışlığından Ak Yatırım hiçbir şekilde sorumlu tutulamaz. Ayrıca, Ak Yatırım'ın ve Akbank'ın tüm çalışanları ve danışmanlarının, herhangi bir şekilde bilgiler dolayısıyla ortaya çıkabilecek, doğrudan veya dolaylı zararlarla ilgili herhangi bir sorumluluğu yoktur. Burada yer alan bilgiler, bir yatırım tavsiyesi, yatırım aracının alım-satım önerisi ya da getiri vaadi değildir ve Yatırım Danışmanlığı kapsamında yer almamaktadır. Yatırım Danışmanlığı hizmeti; aracı kurumlar, portföy yönetim şirketleri, mevduat kabul etmeyen bankalar ile müşteri arasında imzalanacak Yatırım Danışmanlığı sözleşmesi çerçevesinde sunulmaktadır. Bunlara ilaveten, Ak Yatırım, raporların Internet üzerinden e-mail yoluyla alınması durumunda virüs, hatalı gönderim veya diğer herhangi bir teknik sebepten dolayı alıcının donanımına veya yazılımına gelebilecek herhangi bir zarardan dolayı sorumlu tutulamaz.

© Ak Yatırım Menkul Değerler A.Ş.